

**COMPLETE LINE OF SEWING  
MACHINE ATTACHMENTS**



**TAC**

**TENNESSEE ATTACHMENT COMPANY, INC.**

**P.O. BOX 188, 4600 HWY. 70 - WHITE BLUFF, TENNESSEE 37187-0188**

**1-800-251-5000 / FAX: 1-615-797-4716**

**Website: <http://www.tac-tenn.com> • Email: [TAC.1977-1996@worldnet.att.net](mailto:TAC.1977-1996@worldnet.att.net)**



**20 YEARS OF EXPERIENCE**  
**20 YEARS OF QUALITY**  
**20 YEARS OF SERVICE**  
**CELEBRATING OUR 20TH ANNIVERSARY**

**TAC**

**TENNESSEE ATTACHMENT COMPANY, INC.**

sewing machine attachments and machines,  
for the stitching industry.

**1-800-251-5000**



**THE WORLD'S FOREMOST  
MANUFACTURER OF SEWING  
MACHINE ATTACHMENTS**

P.O. BOX 188, 4600 HWY 70 • WHITE BLUFF, TN 37187-0188  
Website: <http://www.tac-tenn.com> • Email: [TAC.1977-1996@worldnet.att.net](mailto:TAC.1977-1996@worldnet.att.net)



**Don't know what you're looking for?**

**Can't find the Attachment you need?**

**Need a Specialized item?**

**Need something in a rush?**

**DON'T HESITATE TO CALL!**

*Our staff will gladly assist you  
in finding the right attachment  
to fill your sewing needs.*



**TOLL FREE  
1-800-251-5000  
FAX  
1-615-797-4716**

**REMEMBER: IF IT'S QUALITY AND SERVICE YOU WANT,  
THEN IT'S GOOD QUALITY AND QUICK SERVICE  
YOU'LL GET!**

**AT TENNESSEE ATTACHMENTS  
WE MEET OUR DEMANDS!**

P.O. BOX 188, 4600 HWY 70 • WHITE BLUFF, TN 37187-0188

**TOLL FREE: 1-800-251-5000 / FAX: 1-615-797-4716 / IN TENN.: 1-615-797-3144**

ALL RIGHTS RESERVED 1993

1-800-251-5000 / FAX: 1-615-797-4716

1

TENNESSEE ATTACHMENT CO., INC.





# General Information and Terms



## Ordering:

- CATALOG NO., SIZE AND QUANTITY
- MAKE AND CLASS NO. OF SEWING MACHINE.
- HOW SHIPMENT SHOULD BE MADE.
- SUBMIT SUFFICIENT BINDING AND MATERIAL FOR TESTING.

## General Information:

Let us streamline your stop and go operations.  
It will save you money.

Sewing Machine Attachments are the medium by which your products can be mass produced at low cost.

Attachments aid the beginner as well as the skilled operator to sew accurately and quickly.

## Terms:

All prices are F.O.B. our factory and are subject to change without notice.

To establish credit with us: Please submit name and address of your Bank and at least two commercial references.  
Terms to established accounts: 30 days net.

Where no credit has been established, a 50% deposit is required with order. The balance C.O.D.

Make all checks, drafts and money orders payable to:

## **TENNESSEE ATTACHMENT COMPANY, INC**

P.O. BOX 188, 4600 HWY 70 • WHITE BLUFF, TN 37187-0188

TOLL FREE: 1-800-251-5000 / FAX: 1-615-797-4716 / IN TENN.: 1-615-797-3144



## CONVERSION TABLE INCH MILIMETER


INCH	MILIMETER	INCH	MILIMETER	INCH	MILIMETER
1/64	0.397	25/64	9.922	49/64	19.447
1/32	0.739	13/32	10.319	25/32	19.844
3/64	1.191	27/64	10.716	51/64	20.241
1/16	1.588	7/16	11.113	13/16	20.638
5/64	1.984	29/64	11.509	53/64	21.034
3/32	2.381	15/32	11.906	27/32	21.431
7/64	2.778	31/64	12.303	55/64	22.828
1/8	3.175	1/2	12.700	7/8	22.225
9/64	3.572	33/64	13.097	57/64	22.622
5/32	3.969	17/34	13.494	29/32	23.019
11/64	4.366	35/64	13.891	59/64	23.416
3/16	4.763	9/16	14.288	15/16	23.813
13/64	5.159	37/64	14.684	61/64	24.209
7/32	5.556	19/32	15.081	31/32	24.606
15/64	5.953	39/64	15.478	63/64	25.003
1/4	6.350	5/8	15.875	1	25.400
17/64	6.747	41/64	16.272	1-3/16	30.162
9/32	7.144	21/32	16.669	1-1/4	31.750
19/64	7.541	43/64	17.066	1-5/16	33.337
5/16	7.938	11/64	17.463	1-3/8	34.925
21/64	8.334	45/64	17.859	1-1/2	38.100
11/32	8.731	23/32	18.256	1-3/4	44.450
23/64	9.128	47/64	18.653	2	50.800
3/8	9.525	3/4	19.050		

ALL RIGHTS RESERVED 1993






# 300 POCKET AND CUFF CREASING DIES



FOR ALL TYPES OF POCKET AND CUFF CREASING MACHINES:

- REECE
- COMPO
- SILVERMAN
- TRIMCO


300-1  
TOP DIE



300-2  
BOTTOM DIE

INTERCHANGEABLE DIES FOR ANY SIZE OR SHAPE POCKET.

WHEN ORDERING CREASING DIE, SEND SAMPLE OF POCKETS OR A PAPER PATTERN OF POCKETS.



ALL RIGHTS RESERVED 1993




# THREAD STOPS

FROM 1 TO 25 NEEDLES, FOR MULTIPLE NEEDLE MACHINES

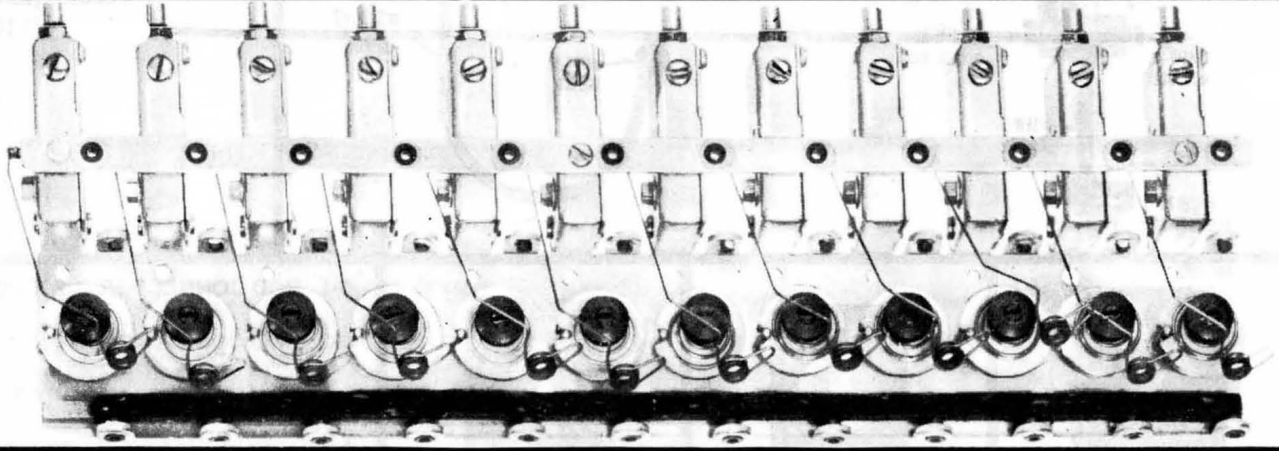
40 - NEEDLES

#4116

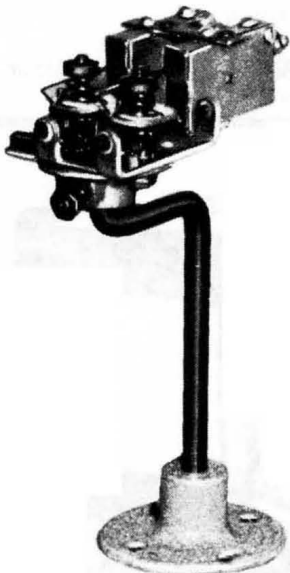


#4115


12 - NEEDLES  
THREAD STOP



#4112 2 - NEEDLE THREAD STOP



#4113



3 - NEEDLE THREAD STOP

#4114




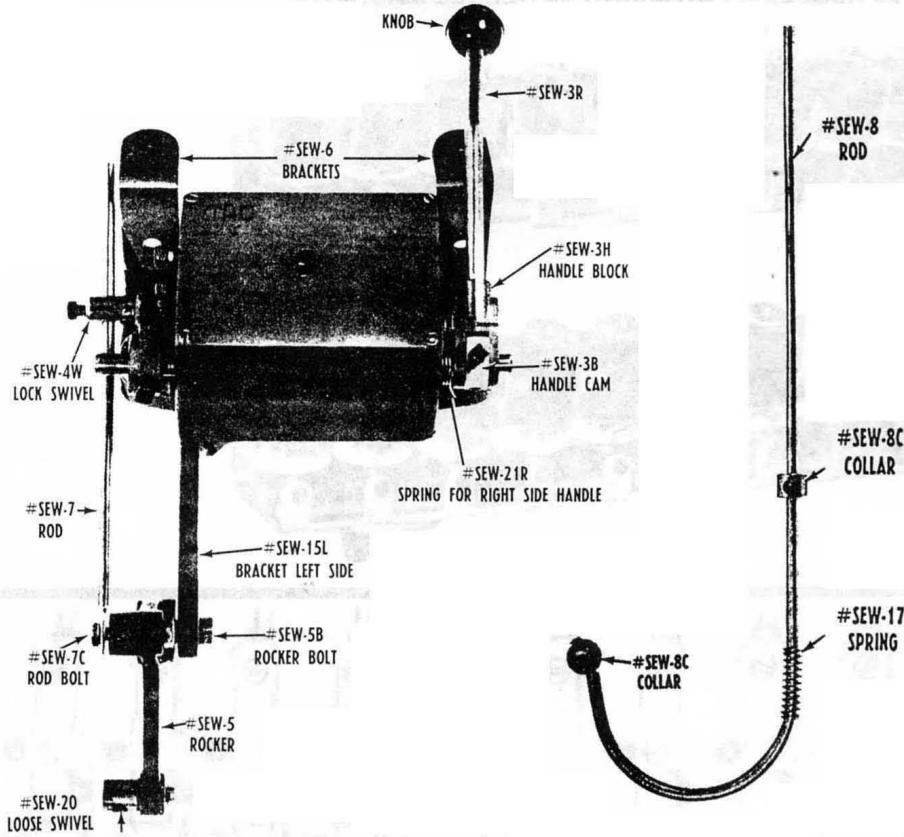
4 - NEEDLE  
THREAD STOP

UNITS 4112, 4113, 4114, ALSO USED FOR OVERLOCK MACHINES.


ALL RIGHTS RESERVED 1993



# # 4000 MOTOR CLUTCH CONTROL



**TRANSFORMER**  
 #4002 - (220 VOLT)  
 #4001 - (110 VOLT)



A-1

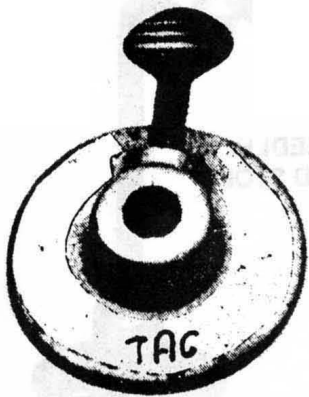


A-2




A-3


- A-1 ROD CONNECTOR. 1/2 X 1/2" bore.
- A-2 ROD CONNECTOR. 3/8" X 1/2" bore.
- A-3 ROD CONNECTOR. 3/8" X 3/8" bore.
- A-4 ALUMINUM HUB with Thumb Screw.
- A-5 HOOK-TYPE UNIVERSAL ROD CONNECTOR with Thumb Screw.
- A-7 TABLE CLAMP. (May be attached to any surface up to 2" in thickness.)



A-4



A-5

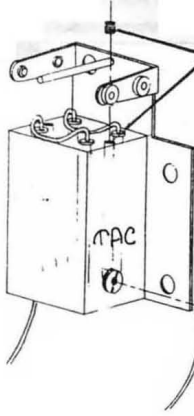


A-7


ALL RIGHTS RESERVED 1993

# INSTRUCTIONS FOR THREAD STOPS

## FILLING PANELS WITH MERCURY




1. Remove Set Screw and add Mercury (Approx. 3/8" from bottom of tube.)
2. Remove Screw and Wire Lead.
3. Loosen Set Screw slightly to release air in tubes.




# MSS - 1  
DOUBLE NEEDLE MERCURY THREAD STOP

## MERCURY THREAD STOPS


## USE SAME PROCEDURE FOR ALL MERCURY PANELS



# MSS - 4




# MSS6 - 4 FOR 4 NEEDLE MACHINES

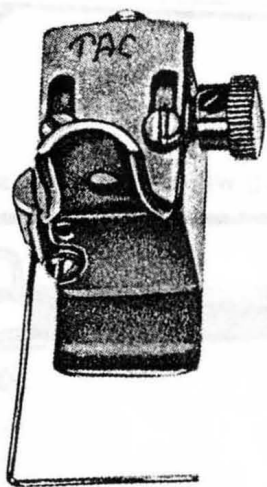


# MSS - 6


YBS - 18  
ELECTRIC  
THREAD  
STOP




#4006  
ELECTRIC THREAD  
STOP LOCK  
STITCH MACHINES.



# 4007  
DOUBLE NEEDLE BOBBIN  
THREAD STOP



ALL FEET  
FOR DOUBLE  
NEEDLE MUST  
BE SLOTTED



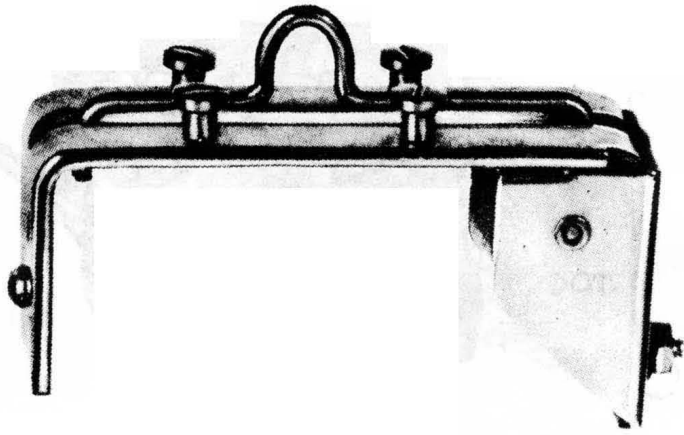
#4004 - TWIST PLUG




#4005 - PUSH BUTTON

ALL RIGHTS RESERVED 1993

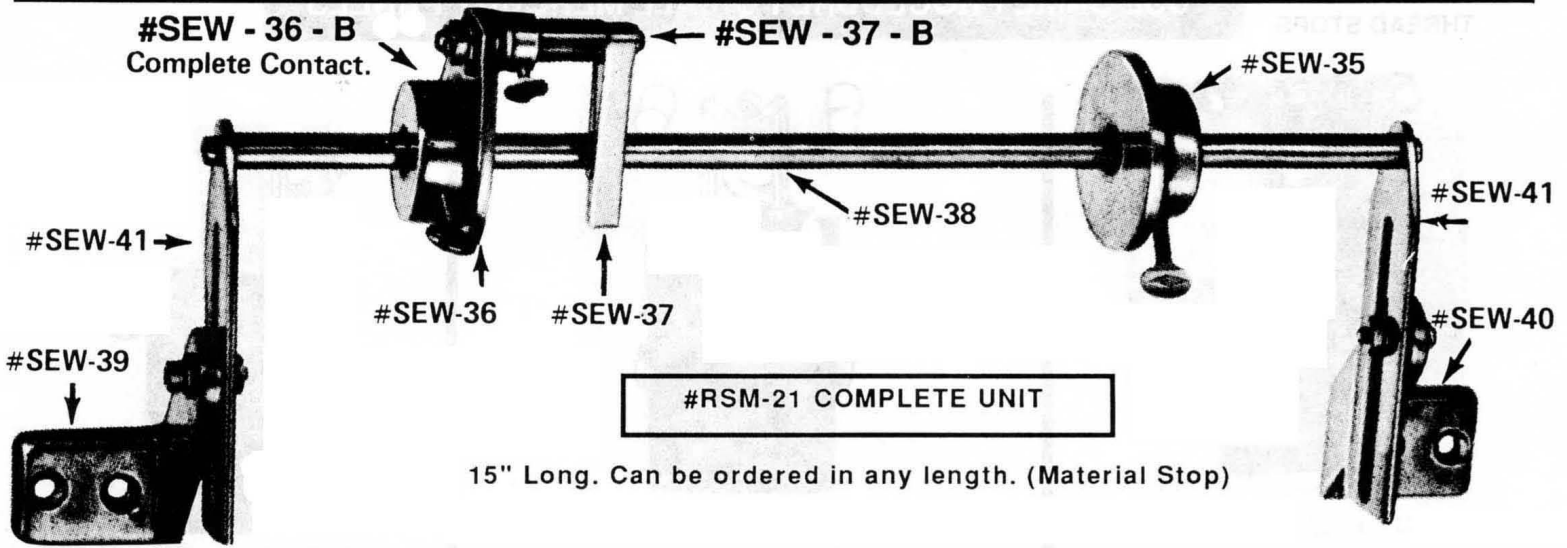




#RSM-4 3" Long. Zipper & Cord Stop




#RSM-1 3" Long. Ribbon Stop

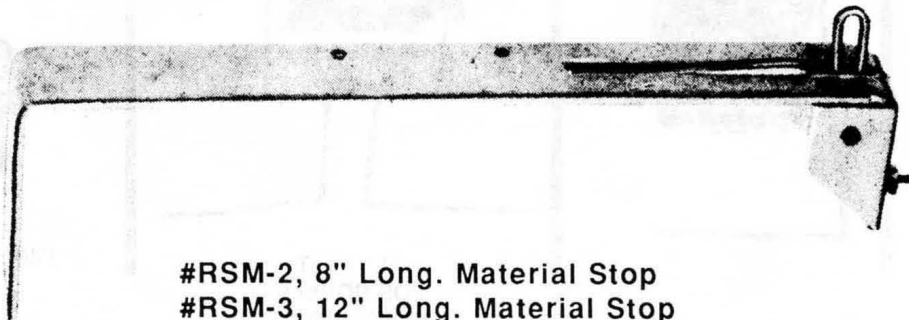


15" Long. Can be ordered in any length. (Material Stop)

### 4012 ADJUSTABLE RACK



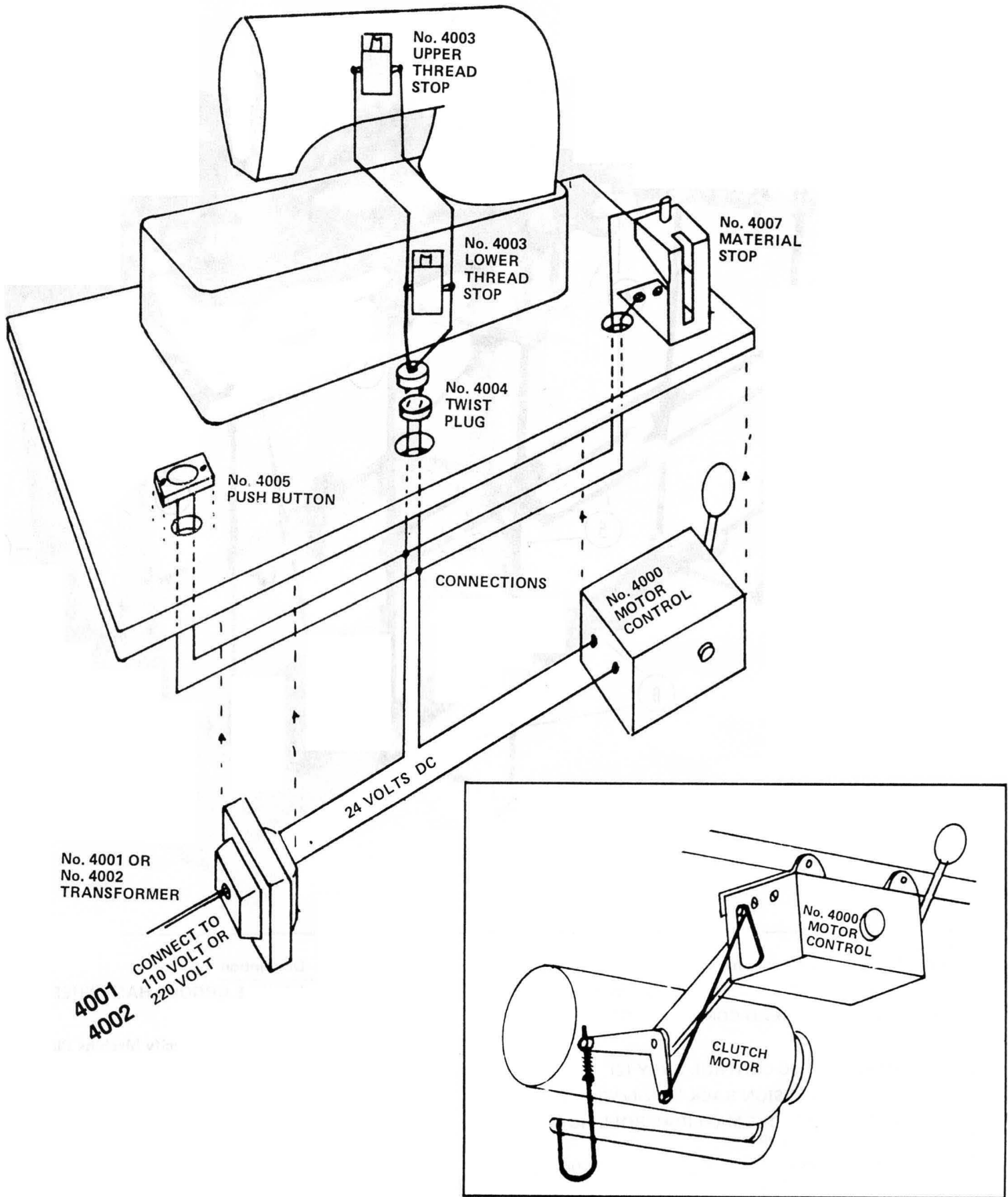
Used for guiding wide tapes, laces, etc. into machine.



#RSM-2, 8" Long. Material Stop  
#RSM-3, 12" Long. Material Stop

ALL RIGHTS RESERVED 1993

# TYPICAL WIRING DIAGRAM FOR AUTOMATICS




ALL RIGHTS RESERVED 1993



# #398 AUTOMATIC LAP SEAM SEAM FOR RED & WHITE STRIPS ON FLAG

2-NEEDLE CHAINSTITCH  
 UNION SPECIAL 56400 - 51400  
 RIMOLDI 264  
 SINGER 300W - 302W, 147, 262, 253  
 METROPOLITAN  
 PFAFF 5642



Illus. No.	Part No.	Description	Illus. No.	Part No.	Description
1.	4000	MOTOR CLUTCH CONTROL	8.		DOUBLE GROOVE HANDWHEEL
2.	4003	THREAD CONTROL (UPPER)	10.	4048	TABLE TOP (Specify Machine Class)
4.	4009-1	DISC CONTROL ONLY (2)	11.	4049	MOTOR-110V
5.	4012	TENSION RACK (Specify Width Desired)		4050	MOTOR-220V (3 Phase)
6.	778-1	DOUBLE MATERIAL ROLL HOLDER, LOWER	12.	K-1	HIGH STAND
7.	AP-13	ZERO MAX PULLER, SHIRTMAKER MODEL	13.	4001	TRANSFORMER-110V (Not Shown)
				4002	TRANSFORMER-220V (Not Shown)

ALL RIGHTS RESERVED 1993





# AUTOMATICALLY SEWING

## 400 AUTOMATIC SEWING

FOR: SINGER, U.S., JUKI, CONSEW

300W201. WITH AUTOMATIC CONTROLS. FOR SEWING DOUBLE HANDLES AND FOR MANY OTHER APPLICATIONS. THIS UNIQUE SETUP PERMITS ONE OPERATOR TO RUN FOUR MACHINES.


Towel Hemming

Double Binding

Zipper Sewing

Automatic Waistband

Automatic Lap Seaming DN Flag



When ordering, state make and model of machine.  
Also, enclose samples and material.


ALL RIGHTS RESERVED 1993

# SPAGHETTI ATTACHMENT

## 402 SPAGHETTI ATTACHMENT



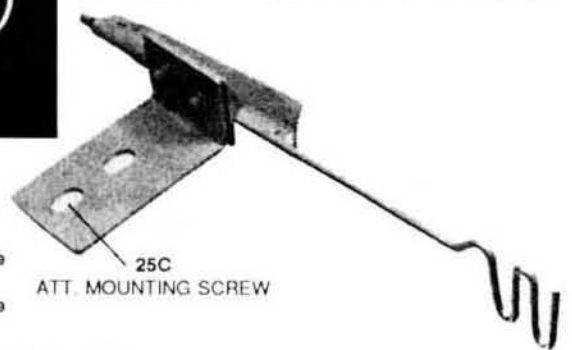
1443-1/4  
ATT. MOUNTING SCREW



5/8" Cut Size = 5/32" Finished Size  
 3/4" Cut Size = 3/16" Finished Size  
 7/8" Cut Size = 7/32" Finished Size  
 1" Cut Size = 1/4" Finished Size  
 1-1/8" Cut Size = 5/16" Finished Size  
 1-1/4" Cut Size = 3/8" Finished Size  
 1-1/2" Cut Size = 7/16" Finished Size

## 402A SPAGHETTI ATTACHMENT

FOR U.S. WITH ADJUSTABLE BRACKET




25C  
ATT. MOUNTING SCREW

FOR: SINGER, CENTURIAN, U.S., JUKI, CONSEW,  
 PFAFF, BROTHER, ADLER, DURKOPP, NECHI MACHINES

## 403 AUTOMATIC SPAGHETTI SET UP

The automatic Spaghetti attachment sews, turns and stitches spaghetti automatically. It is practical for use on any type of Singer machine. Available in sizes to produce finished spaghetti from 1/8" and up.



## 402B SPAGHETTI ATT. FOR U.S.

WITH ELASTIC FILLER FOR SHOULDER STRAP



402B-1 FINGER


402B-2  
BLOCK FOR FINGER

Part No.	Description
4003	THREAD CONTROL
4007	MATERIAL CONTROL (UP TO 3" WIDTH)
868	UNIVERSAL BINDING REEL, BALL BEARING WITH BRAKE
4003	THREAD CONTROL
789	SPAGHETTI PULLER
4048	TABLE TOP (SPECIFY MACHINE CLASS)
4000	MOTOR CLUTCH CONTROL
4005	STOP BUTTON
402B	SPAGHETTI FOLDER

ALL RIGHTS RESERVED 1993



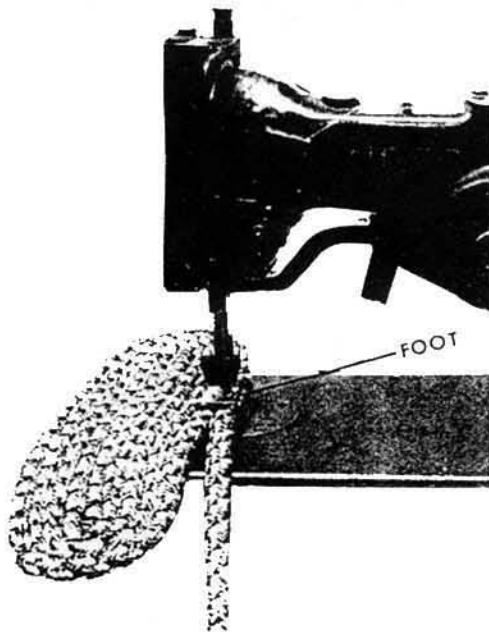
## 403-5 ZEROMAX FLOATING HEAVY DUTY SPAGHETTI PULLER



### ZEROMAX FLOATING ROLLER SPAGHETTI PULLER

- New style floating roller action provides positive grip.
- Zeromax unit stitch control set by simple lever.
- Easy installation on table top in front of machine.
- For use with most chainlock flat-bed machines.

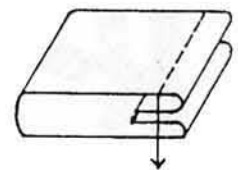

## 403-R RUG MAKER FOOT



- Used to make "scatter" type rugs from braided fabric, on a zig-zag machine.
- The braided fabric is zig-zag sewn together, starting at the center of the rug.
- Circular and oval rugs can be made by an unskilled operator, as the foot does all the guiding once the rug is started.

TO ORDER SEND A SAMPLE OF THE EXACT BRAIDED FABRIC TO BE USED, AND ADVISE MACHINE MAKE/MODEL. SAMPLE OF RUG FOR GROOVING FOOT.

## 403-10 AUTOMATIC BELT PRESSING UNIT

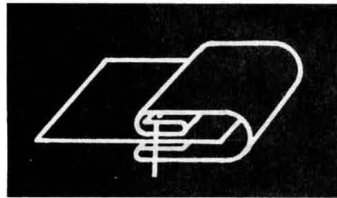
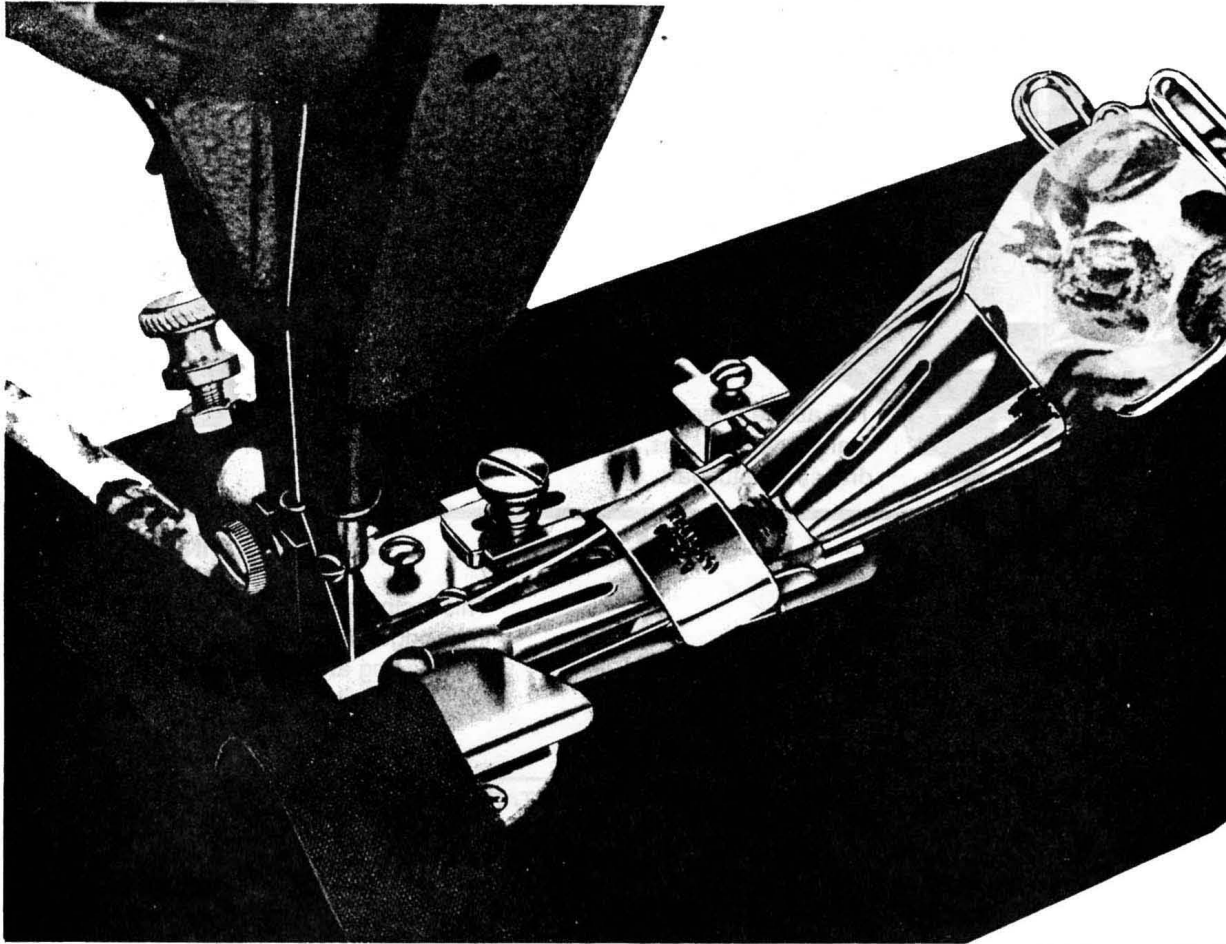


ALL RIGHTS RESERVED 1996

# 405 FRENCH PIPING ATTACHMENT

The skill and ingenuity of TAC's master attachment makers were combined to produce a French Piper Attachment that really does the job. Suitable for most any type of fabrics - knits, tricots, cotton, satin, dacron, etc.

For this Attachment you have to use a special curved tip needle # 1515-52 size 16 and thread from *LeaderThread Co., N.Y.C.*



- Easy to install
- Folders are interchangeable
- A screw driver is the only tool necessary for installation
- A time consuming sewing operation made quickly

#### STANDARD SIZES

CUT	FINISH
7/8"	1/8"
1"	5/32"
1-1/8"	3/16"
1-1/4"	1/4"
1-5/8"	3/8"
2"	1/2"

SUBMIT ROLL OF  
BINDING FOR TESTING

Normally French Piping is completed in two skilled sewing operations - This attachment forms a uniform piping with an invisible stitch on the right side of the garment in one operation.


The reliable French Piper has become a standard in the sewing room. If you are contemplating doing French Piping, or are doing it via the old methods, check with us on how you can fit this attachment into your program. It's really a great time saver!

Available for the Singer 241, 251, 281 class Singer machines.

Also available for other sewing machines on request. Consew, Juki, Brother plain Sewer.

ALL RIGHTS RESERVED 1993

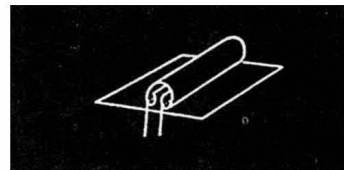
# 407 INVISIBLE BLINDSTITCH FACING ATTACHMENT



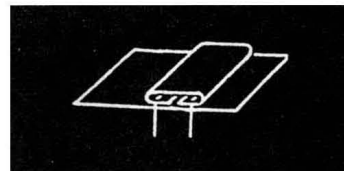
407A - 4  
TAPE HOLDER

407-T (Tong for Folder)  
407A-5 (Foot Only)

407A

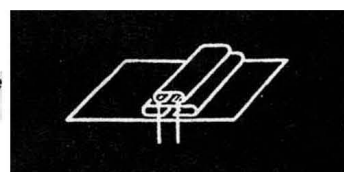


407B



407C

Two Tone  
Variation



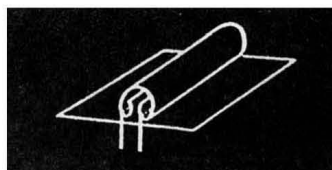
The above attachments can be used for the manufacture of slips, blouses, sportswear, dresses, petticoats, etc.

## 407A (ROUND FINISH)

The piping attachment shown automatically rolls both sides of the binding, forming a piping which is sewn on to the face of the garment with an invisible stitch - all in one operation.

### STANDARD SIZES

Cut	Finish
5/8"	1/8"
3/4"	3/16"
7/8"	1/4"



## 407B (FLAT FINISH)

This facing attachment automatically turns in or edges both sides of the binding making a flat facing and sewing it to the garment with an invisible stitch in one operation.

### STANDARD SIZES

Cut	Finish
3/4"	1/4"
7/8"	5/16"
1"	3/8"
1-1/8"	1/2"




Sizes up to 1-1/4" finish  
on special order

These attachments can be used with these machines: Singer 2-Needle Lockstitch Machines 112W120, 112W145, Singer Zig-Zag Machines 107W1, 143W1, 143W2, 457G, 212W145, U.S. 53100 and Pfaff 138, 234, 238.


407A-2  
FEED DOG

200106  
FEED DOG  
SCREW



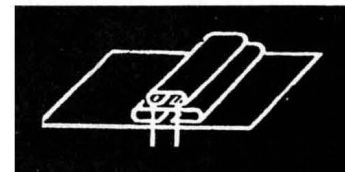
407A-3  
THROAT PLATE

200577  
SCREW



## 407C TWO TONE VARIATION


CUT	FINISH
3/4"	1/4"
7/8"	5/16"
1"	3/8"
1-1/8"	1/2"






# TRIM & BINDING ATT. FOR VARIOUS MACHINES

**408 CLEAN FINISH BINDER**




**CLEAN FINISH BINDER  
FOR UNION SPECIAL 51400 BJ & BK**

**409 BINDER FOR 400W**



**410 TAPE BINDER ON SWING**


SIZE
7/8"
1"
1-1/8"
1-1/4"
1-3/8"
1-1/2"



410 - 1  
SWING


**FOR UNION SPECIAL 51200**

**411A TRIM BINDER**




411A BINDER FOR RIMOLDI 264 CLASS

**413 U.S. BINDER FOR U.S. 51200**




**412 TAPE BINDER FOR 11W & 108W**




230105      230115  
230112      230124  
230121

**413 W & G RIGHT ANGLE BINDER**




TRIM AND BIND MACHINES

**414 BINDER FOR YAMATO & COLUMBIA**




**415 BINDER FOR U.S. 51200**



CLEAN FINISH BINDER FOR U.S. 51200

**417 CARPET RUG BINDER**



Replacement binder for most specialized rug binding machines. Specify style of machine, sample of binding, and rug for testing out binder. ALL RIGHTS RESERVED 1993

# DOUBLE NEEDLE TOP MOUNTED BINDER

DOUBLE NEEDLE CHAIN STITCH MACHINES,  
FOR: SINGER, CENTURIAN, KANSAI SPECIAL, UNION SPECIAL, RIMOLDI, JUKI, WILCOX & GIBBS CHAIN STITCH MACHINES.

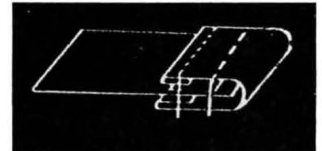
## 420 CONTINUOUS ELASTIC INSERTION BINDING



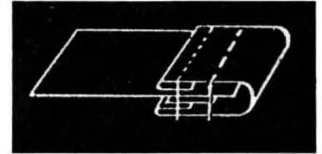
420-1  
HINGE FOOT

### SIZES

1-1/4"  
1-1/2"  
1-3/4"  
2"  
2-1/4"  
2-1/2"  
1-3/4"  
3"  
3-1/4"  
3-1/2"  
3-3/4"  
4"



ELASTIC IN TOP




ELASTIC IN BOTTOM

THIS BINDER HAS ADJUSTABLE TENSION DEVICE FOR STRETCHING ELASTIC WHILE BEING SEWN.

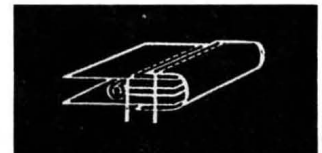
## 421 BINDING & WELTING IN ONE OPERATION

COMBINATION BINDING AND WELTING FOR  
UPHOLSTERY COVERS, AND AUTO SEAT COVERS.




### SIZE

1-1/4"  
1-1/2"  
1-3/4"  
2"  
2-1/4"  
2-1/2"  
1-3/4"  
3"  
3-1/4"  
3-1/2"  
3-3/4"  
4"




GROOVED PRESSER FOOT  
IS REQUIRED WITH  
THIS OPERATION.

## 422 OFF-SET ANGLE BINDER



### SIZES

1-1/4"  
1-1/2"  
1-3/4"  
2"  
2-1/4"  
2-1/2"  
1-3/4"  
3"  
3-1/4"  
3-1/2"  
3-3/4"  
4"



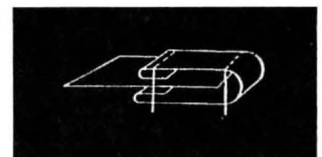
## 423 RIGHT ANGLE BINDER

FOR 112 & 212W MACHINE



### SIZES

2-1/4"  
2-1/2"  
2-3/4"  
3"  
3-1/4"  
3-1/2"  
3-3/4"  
4"




USED IN SEWING  
HEADER ON FLAGS

ALL RIGHTS RESERVED 1993

# RIGHT ANGLE COLLAR BINDER

FOR: SINGER, U.S., RIMOLDI, WILCOX AND GIBBS, MOUSER, YAMOTO MACHINES

## 424A CLEAN FINISH TOP AND BOTTOM



### CUT SIZE


1-1/4"	3"
1-1/2"	3-1/4"
1-3/4"	3-1/2"
2"	4"
2-1/4"	5"
2-1/2"	6"

## 424A



Clean Finish Top & Bottom

## 424B RAW EDGE TOP CLEAN FINISH BOTTOM



### CUT SIZE


1-1/8"	3"
1-1/4"	3-1/4"
1-1/2"	3-1/2"
1-3/4"	4"
2"	5"
2-1/4"	6"
2-1/2"	

## 424B



Raw Edge Top  
Clean Finish Bottom

## 424C RAW EDGE TOP AND BOTTOM



### CUT SIZE


1"	2-1/2"
1-1/8"	3"
1-1/4"	3-1/4"
1-1/2"	3-1/2"
1-3/4"	4"
2"	5"
2-1/4"	6"

## 424C



Raw Edge Top & Bottom


## 424D CLEAN FINISH TOP RAW EDGE BOTTOM



### CUT SIZE

1-1/8"	2-1/2"
1-1/4"	3"
1-1/2"	3-1/4"
1-3/4"	3-1/2"
2"	4"
2-1/4"	5"
	6"

## 424D



Clean Finish Top  
Raw Edge Bottom

### 424-1 FOLDER CLAMP



FOR UNION SPECIAL 52800 BA, BP, BR, BS, BU, BV, BW, BY

### 424-2 FOLDER SUPPORT BRACKET




ALL RIGHTS RESERVED 1993



# RIGHT ANGLE COLLAR BINDER

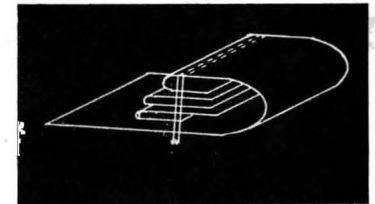
FOR: SINGER, U.S., RIMOLDI, WILCOX AND GIBBS, MOUSER, YAMATO MACHINES

## 425 RIGHT ANGLE COLLAR BINDING WITH PIPING



### CUT

1"  
1-1/8"  
1-1/4"  
1-1/2"  
1-3/4"  
2"  
2-1/4"  
2-1/2"  
3"  
3-1/4"  
3-1/2"  
4"  
4-1/2"  
5"




Clean Finish Top with Raw Edge Bottom

Fitted with two folders for attaching strapping and folded strip on knit outer garments and swim suits, as decorative trimming.

When ordering state make and style number of machine. Submit samples of material.

## 426 RIGHT ANGLE COLLAR BINDING WITH ELASTIC OR TAPE FILLER



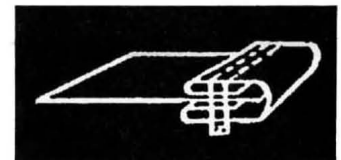
This binder is used for inserting elastic in strapping, and stitching it all along the seam with a right hand needle.

### 809 PNEUMATIC AIR SCISSOR

This unit mounts approximately 1" behind foot. Can be used with this operation with minimum waste of binding material and thread.

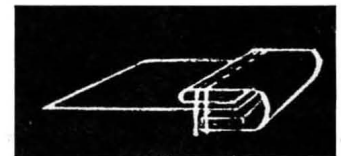
### CUT SIZES

1-1/8"  
1-3/16"  
1-1/4"  
1-3/8"



426-A


Clean Finish Top & Bottom



426-D

Clean Finish Top Raw Edge Bottom

## 426B HEAVY KNIT BINDER



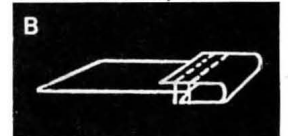
This binder has top and bottom adjustable guides, with tension device in throat of binder.

### CUT SIZES


2"  
2-1/4"  
2-1/2"  
3"  
3-1/4"  
3-1/2"  
4"  
4-1/2"  
5"



Clean Finish Top & Bottom



Raw Edge Top & Bottom




Clean Finish Top Raw Edge Bottom

ALL RIGHTS RESERVED 1993

# 426 AD ADJUSTABLE COLLARETTE BINDER

FOR UNION SPECIAL Classes: 52700, 52800, 57700 & 57800: YAMATO Classes: DV-203 & 1203 and DW-303 & 1303; PEGASUS Classes: W-61 and KANSAI SPECIAL Classes: DVK-1701F, DWK-1802K, ETC.

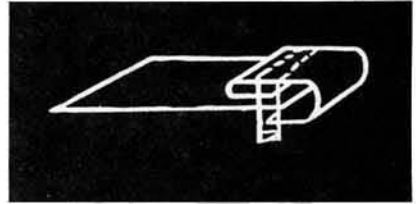
FRONT VIEW



BACK VIEW



ADJUSTABLE SCREW




CLEAN FINISH TOP  
RAW EDGE BOTTOM

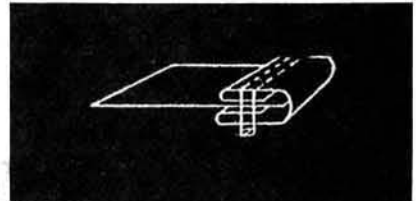
CUT SIZE	
1-1/8"	2-1/2"
1-1/4"	3"
1-1/2"	3-1/4"
1-3/4"	3-1/2"
2"	4"
2-1/4"	5"
	6"

# 426 DF DOUBLE FOLD ADJUSTABLE COLLARETTE BINDER

FRONT VIEW



To adjust top fold as well as bottom fold, loosen screws on **BACK VIEW** for perfect stitching margin.



CLEAN FINISH TOP & BOTTOM


BACK VIEW



CUT SIZE	
1-1/4"	3"
1-1/2"	3-1/4"
1-3/4"	3-1/2"
2"	4"
2-1/4"	5"
2-1/2"	6"

# 426FB FLAT BED MOUNT COLLARETTE BINDER

426FB-1  
ATTACHMENT BRACKET



426B  
COLLARETTE  
ATTACHMENT



426FB2  
BINDER TABLE

CUT SIZE	
1-1/4"	3"
1-1/2"	3-1/4"
1-3/4"	3-1/2"
2"	4"
2-1/4"	5"
2-1/2"	6"


Clean Finish  
Top & Bottom



Raw Edge Top  
Clean Finish Bottom



Raw Edge Top  
& Bottom




Clean Finish Top  
Raw Edge Bottom



ALL RIGHTS RESERVED 1996

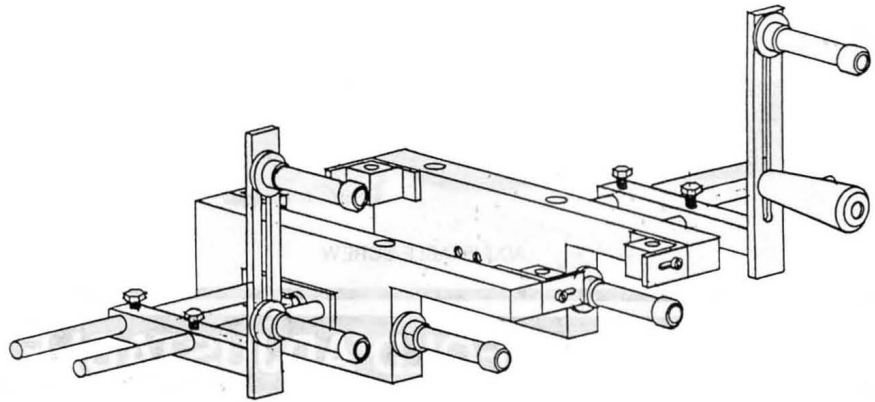
# 429A AIR OPERATED CIRCULAR ELASTIC DEVICE

Air operated kit, for circular elastic device. This can be installed on your own premises, by your own mechanics.



## INSTRUCTIONS FOR 429A STRETCH DEVICE


1. Adjust riser blocks to fit machine base, then locate riser blocks on table top and bolt in place. Position machine on riser blocks so that material is in line with auxiliary roller.
2. Locate stretch unit on table top so that rollers are in line with auxiliary roller and bolt to table top. Roller brackets can be adjusted with the hex nuts on the mounting brackets to accommodate the machine or material.



WHEN ORDERING, STATE MAKE AND STYLE NUMBER OF MACHINE. ENCLOSE SAMPLE AND MATERIAL.

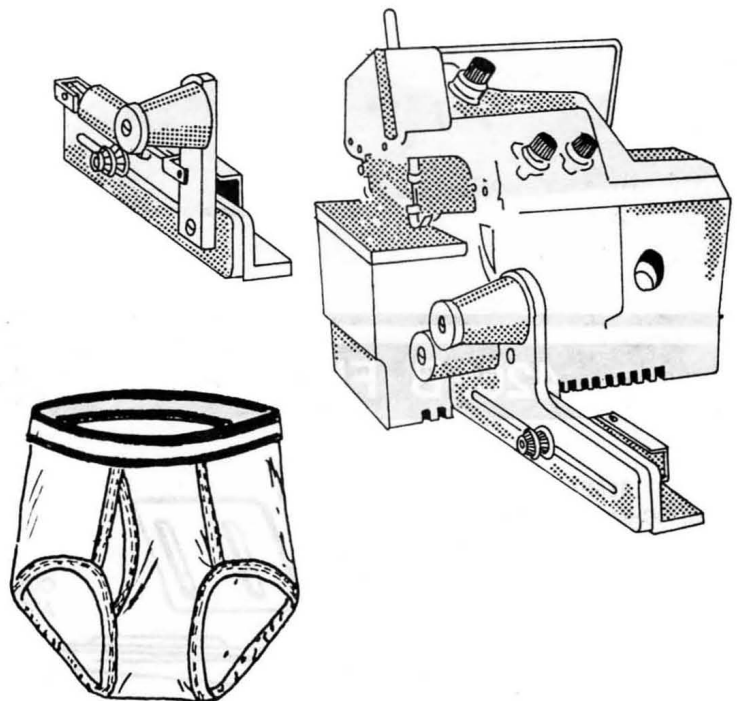
## 429B MANUAL STRETCHING DEVICE

Can be adapted to all types of overlock machines.



STATE MAKE AND MODEL OF MACHINE, AND ENCLOSE SAMPLES AND MATERIAL WHEN ORDERING.

## 429C RING ELASTIC ATTACHMENT



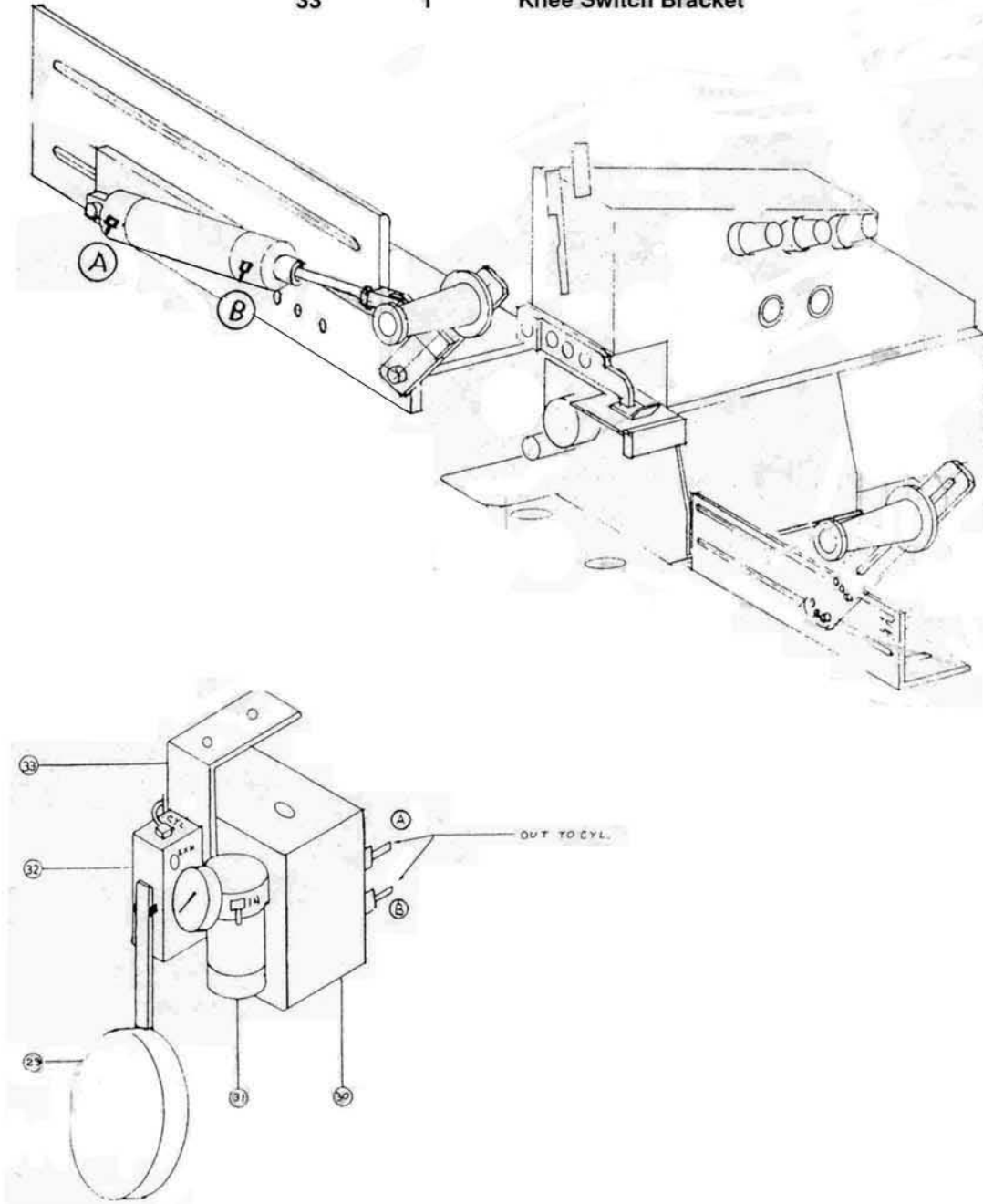
Ring shape elastic waistband with adjustable rollers can be adjusted to waist size of briefs for Mouser Special and Singer, U.S. machines.

ALL RIGHTS RESERVED 1993



# 429D WILCOX & GIBBS AIR OPERATED CIRCULAR ELASTIC DEVICE.

ITEM #	# USED	DESCRIPTION
29	1	Rubber Knee Pad
30	1	902 MC Valve
31	1	R5518 Regulator
32	1	HU 3 NC Switch
33	1	Knee Switch Bracket



MANUFACTURERS OF LABOR SAVING DEVICES FOR THE STITCHING INDUSTRY

ALL RIGHTS RESERVED 1993

ALL RIGHTS RESERVED 1993

20A

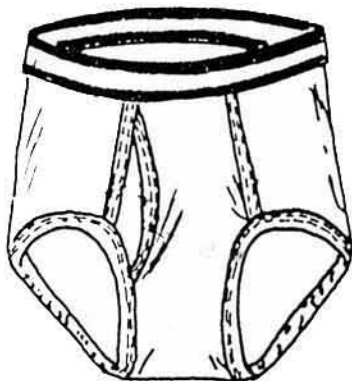
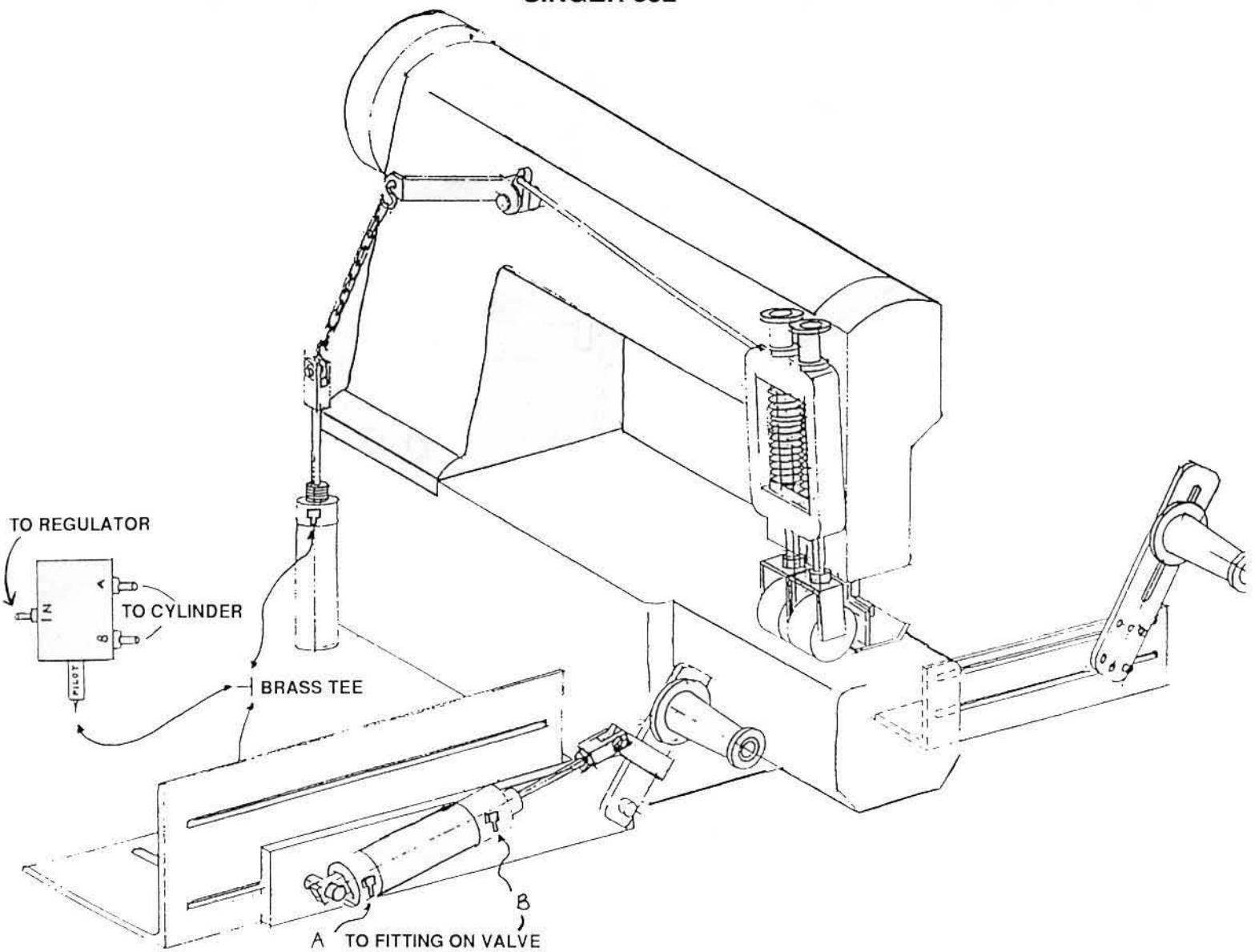
1-800-251-5000 / FAX: 1-615-797-4716

TENNESSEE ATTACHMENT CO., INC.



# 429-W 302W AIR OPERATED STRETCHING DEVICE

SINGER 302



AIR OPERATED STRETCH DEVICE  
FOR 302W WITH ADJUSTABLE  
ROLLERS . CAN BE ADJUSTED TO  
WAIST SIZE.

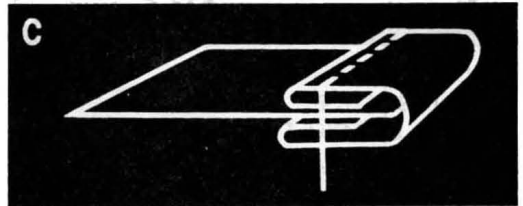
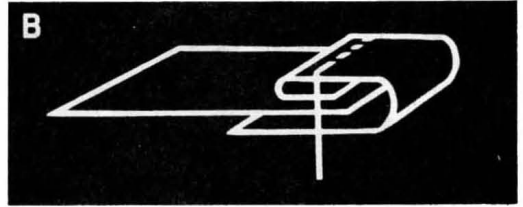
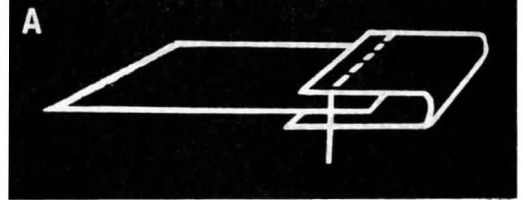

MANUFACTURERS OF LABOR SAVING DEVICES FOR THE STITCHING INDUSTRY

ALL RIGHTS RESERVED 1993

# BINDER SET FOR U.S. 56300G


## 430A RAW EDGE BINDER

455-11 BINDER BRACKET



## 430B SEMI FOLD BINDER

455-11 BINDER BRACKET




430-1  
HINGED PRESSER FOOT

91  
SCREW




## 430C CLEAN FINISH BINDER

455-11 BINDER BRACKET




430-2  
FEED DOG

22593  
SCREW



430-3  
THROAT PLATE

87  
SCREW




ALL RIGHTS RESERVED 1993



# UNION SPECIAL 51200 BINDER SETS

## 434A CLEAN FINISH BINDER

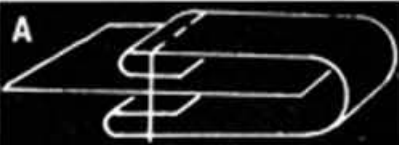
455-11  
ADJUSTABLE  
BINDER BRACKET



434-4  
BINDER BED PLATE


CUT SIZE

3/4"  
5"  
1-1/4"  
1-1/2"  
1-3/4"  
2"  
2-1/4"  
2-1/2"  
2-3/4"  
3"  
3-1/4"  
3-1/2"  
3-3/4"  
4"



## 434B RAW EDGE BINDER

455-11  
ADJUSTABLE  
BINDER BRACKET




434-4  
BINDER BED PLATE

434-1  
HINGE PRESSER FOOT




434-2  
FEED DOG



434-3  
THROAT PLATE

## 434C SEMI FOLD BINDER

455-11  
ADJUSTABLE  
BINDER BRACKET



434-4  
BINDER BED PLATE

## 434-410 UNION SPECIAL 51200 MATTRESS TAPE EDGE BINDER

### 434-410 TAPE BINDER ON SWING

Binds mattresses, bed ticks, mattress covers, etc.



5/8"  
3/4"  
7/8"  
1"  
1-1/8"  
1-1/4"  
1-1/2"




MATTRESS BINDER FOR U.S. 51200  
AND CENTURIAN 141 CLASS

A.L. RIGHTS RESERVED 1993

# ADLER BINDER SET FOR 67, 68, AND 467 CLASS MACHINE

## 435 CLEAN FINISH BINDER ON SLIDE PLATE

435-1  
BINDER SLIDE PLATE

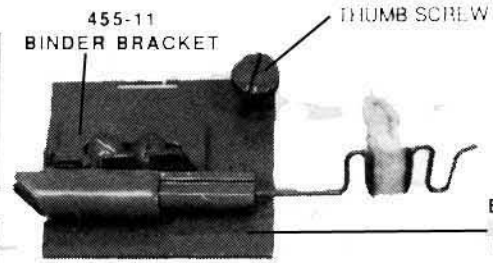


200459  
THUMB SCREW

When ordering, state make and style number of machine. Enclose samples and material.


## 437 RAW EDGE TAPE OR PLASTIC BINDER ON SLIDE PLATE

435-11  
BINDER BRACKET

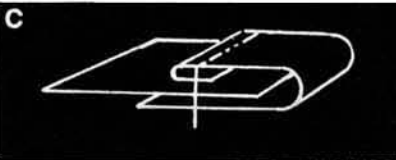
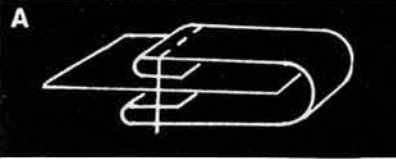


435-1  
BINDER  
SLIDE  
PLATE


## 436 OFF ANGLE PLASTIC BINDER ON SLIDE PLATE



200459  
THUMB SCREW



## 438 RAW EDGE TAPE OR PLASTIC BINDER WITH CUTTING ATT. ON SLIDE PLATE



200459  
THUMB SCREW

435-1  
BINDER  
SLIDE  
PLATE

435-4  
LIFTING PRESSER FOOT



435-5  
VIB. PRESSER FOOT



435-3  
FEED DOG




435-2  
RAISED THROAT PLATE



### SIZE


5/8"	1-3/8"	2-1/8"
3/4"	1-1/2"	2-1/4"
7/8"	1-5/8"	2-1/2"
1"	1-3/4"	2-3/4"
1-1/8"	1-7/8"	2-7/8"
1-1/4"	2"	3"

## 439 CLEAN FINISH BINDER ON SWING ARM




439-1  
SWING ARM

## 440 RAW EDGE TAPE OR PLASTIC BINDER ON SWING ARM




439-1  
SWING ARM

## 441PL RAW EDGE TAPE OR PLASTIC BINDER ON SWING ARM



439-1  
SWING ARM

## 442C SEMI FOLD BINDER ON SWING ARM




439-1  
SWING ARM

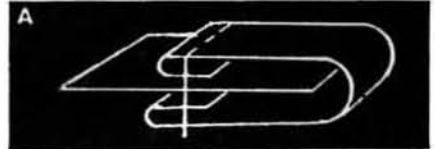
ALL RIGHTS RESERVED 1993

# 442-467-FA-373 ADLER BINDER SET UP

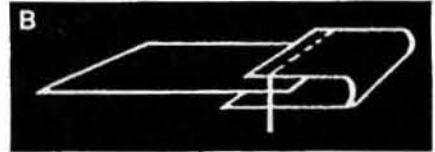
## 442-467-A RIGHT ANGLE CLEAN FINISH BINDER



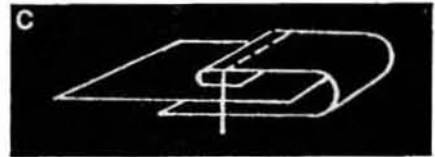
SIZES	
5/8"	2"
3/4"	2-1/8"
7/8"	2-1/4"
1"	2-1/2"
1-1/8"	2-3/8"
1-1/4"	2-3/4"
1-3/8"	2-7/8"
1-1/2"	3"
1-5/8"	3-1/4"
1-3/4"	3-1/2"



CLEAN FINISH TOP AND BOTTOM




RAW EDGE TOP AND BOTTOM



CLEAN FINISH TOP WITH RAW EDGE BOTTOM

## 442-467-C SEMI FOLD BINDER



## 442-467-B STEEL BLOCK BINDER




## 442-467-2 BINDER THROAT PLATE



## 442-467-3 BINDER FEED DOG



## 442-467-1 BINDER SLIDE PLATE




## 442-467-4 LIFTING BINDER FOOT



## 442-467-5 VIBRATING BINDER FOOT




## 442-467-1SW ADLER BINDER SWING ARM






# 442-205-379 ADLER BINDER SET

## 442-205-379-A CLEAN FINISH BINDER



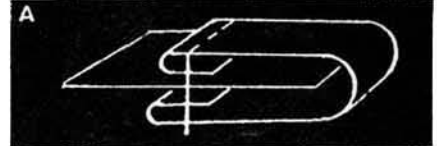
## 442-205-379-C SEMI FOLD BINDER

## 442-205-379-B BLOCK BINDER

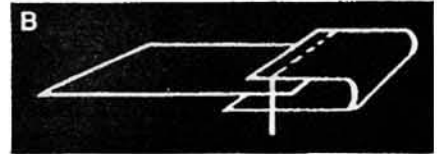


### SIZES


5/8"  
3/4"  
7/8"  
1"  
1-1/8"  
1-1/4"  
1-3/8"  
1-1/2"  
1-5/8"  
1-3/4"  
2"



CLEAN FINISH TOP AND BOTTOM

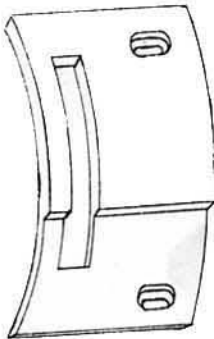


RAW EDGE TOP AND BOTTOM

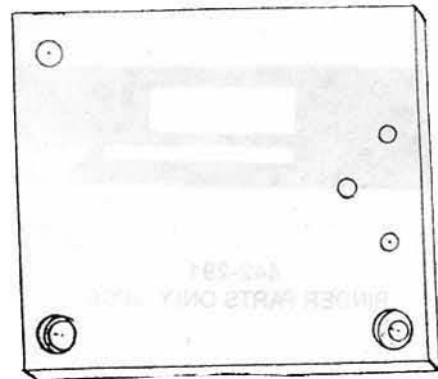


CLEAN FINISH TOP  
WITH RAW EDGE BOTTOM

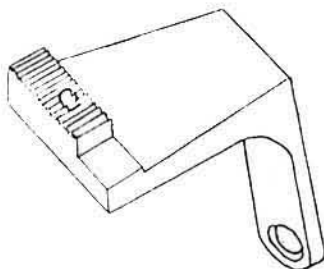
442-205-374-2  
THROAT PLATE



442-205-374-5  
COVER PLATE



442-205-374-3  
FEED DOG

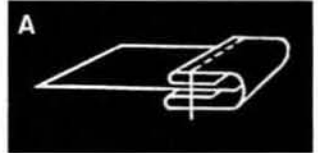


442-205-374-1  
PRESSER FOOT

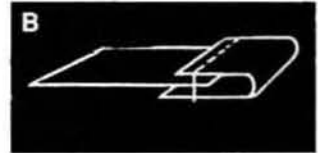


# 442-291 DURKOPP BINDER SET

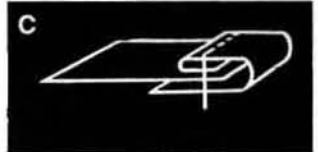
442-291  
BINDER ON SWING ARM



Clean Finish Top & Bottom



Raw Edge Top & Bottom



Clean Finish Top Raw Edge Bottom

### SIZES

5/8"	1-1/2"	2-1/2"
3/4"	1-5/8"	2-3/4"
7/8"	1-3/4"	2-7/8"
1"	2"	3"
1-1/8"	2-1/8"	3-1/4"
1-1/4"	2-1/4"	3-1/2"
1-3/8"		

442-291-1  
BINDER THROAT PLATE



442-291  
BINDER PARTS ONLY 4PCS.

442-291-3  
VIBRATING BINDER FOOT



442-291-2  
BINDER FEED DOG




442-291-4  
LIFTING BINDER FOOT



ALL RIGHTS RESERVED 1993

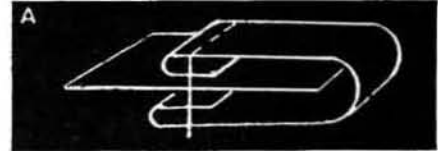
# 442-341L NAKAJIMA BINDER SET UP FOR CYLINDER ARM MACHINE

## 442-341L-A RIGHT ANGLE BINDER

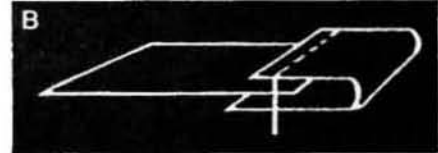


### SIZES

5/8"	2"
3/4"	2-1/8"
7/8"	2-1/4"
1"	2-1/2"
1-1/8"	2-3/4"
1-1/4"	2-7/8"
1-3/8"	3"
1-1/2"	3-1/4"
1-5/8"	3-1/2"
1-3/4"	



**CLEAN FINISH TOP AND BOTTOM**



**RAW EDGE TOP AND BOTTOM**



**CLEAN FINISH TOP WITH RAW EDGE BOTTOM**

## 442-341L-C SEMI FOLD BINDER



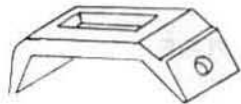
## 442-341L-B STEEL BLOCK BINDER



## 442-341-LB TAPE BINDER



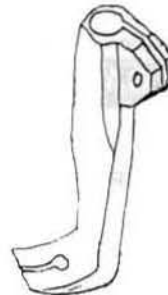
**442-380-1  
TAPE BINDER**



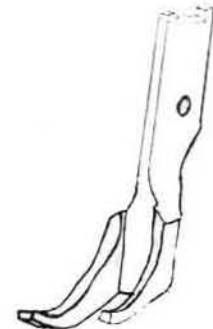
**442-341L-2  
BINDER THROAT PLATE**



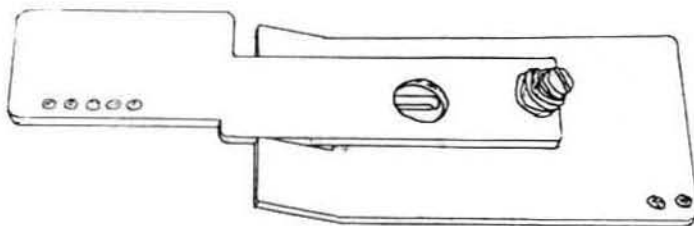
**442-341L-3  
BINDER FEED DOG**



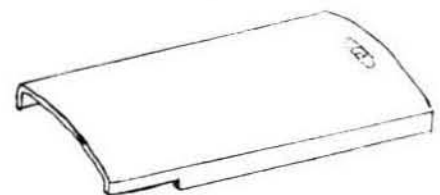
**442-341L-5  
VIBRATING FOOT**



**442-341L-4  
LIFTING FOOT**



**442-341L-6  
BINDER SWING ARM**




**442-341L-1  
BOBBIN COVER SLIDE**

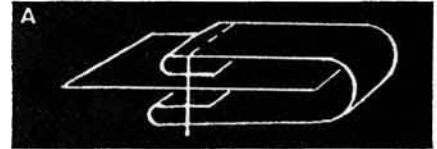


# 442-380-1-2-3 NAKAJIMA BINDER SET UP


## 442-380-A RIGHT ANGLE CLEAN FINISH BINDER



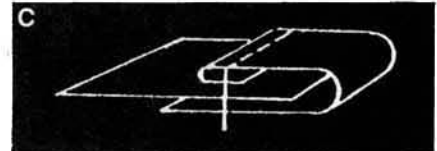
SIZES	
5/8"	2"
3/4"	2-1/8"
7/8"	2-1/4"
1"	2-1/2"
1-1/8"	2-3/4"
1-1/4"	2-7/8"
1-3/8"	3"
1-1/2"	3-1/4"
1-5/8"	3-1/2"
1-3/4"	



CLEAN FINISH TOP AND BOTTOM




RAW EDGE TOP AND BOTTOM




CLEAN FINISH TOP WITH RAW EDGE BOTTOM

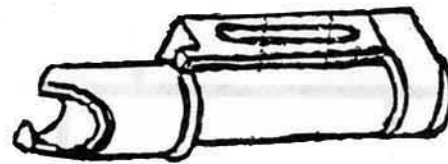
## 442-380-C SEMI FOLD BINDER



## 442-380-B STEEL BLOCK BINDER



## 442-380-BT TAPE BINDER



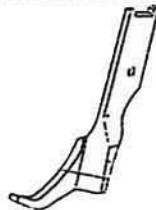
442-380-B TAPE BINDER

## 442-380B-1 BINDER PARTS FOR BAG, TUBULAR ITEMS, SLIPPERS, PURSES, HATS

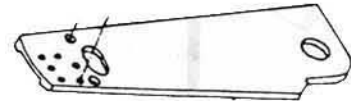
442-380-2 BINDER THROAT PLATE



442-380-4 LIFTING PRESSER FOOT



442-245-1B ATTACHMENT BASE PLATE



442-380-3 BINDER FEED DOG



442-380-5 VIBRATING PRESSER FOOT

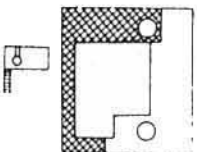


442-245-1 ATTACHMENT BASE PLATE



## 442-380B-2-3 BINDER SET UP

442-380-6 BINDER THROAT PLATE



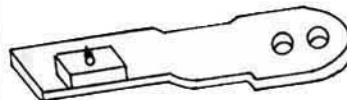
442-380-7 VIBRATING FOOT



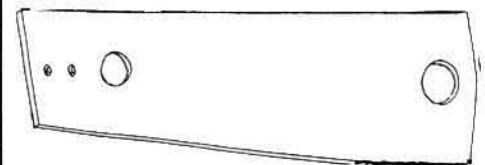
442-380-8 LIFTING FOOT



442-380-9 FEED DOG



442-380-245-1 ATTACHMENT BASE PLATE



# PFAFF BINDER SETS FOR 145 & 146 CLASS MACHINE

**443**

**CLEAN FINISH COTTON BINDER ON SLIDE PLATE**

BINDER SLIDE PLATE  
443-1  
BINDER BRACKET  
455-11



when ordering state make & style number of machine, enclose samples and material.

**445**

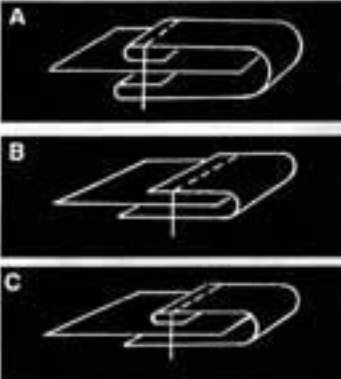
**RAW EDGE TAPE AND PLASTIC BINDER ON SLIDE PLATE**

BINDER BRACKET  
455-11  
BINDER SLIDE PLATE  
443-1




**444**

**RAW EDGE TAPE OR PLASTIC BINDER WITH CUTTING ATT. ON SLIDE PLATE**



**446**

**OFF ANGLE PLASTIC BINDER WITH OILER ON SLIDE PLATE**



CUT SIZE	1/2"	3/8"	2 1/4"
	5/8"	1 1/4"	2 1/2"
	3/4"	1 1/2"	2 3/4"
	7/8"	1 5/8"	3"
	1"	1 3/4"	3 1/4"
		2"	3 1/2"

**447**

**CLEAN FINISH COTTON BINDER ON SWING ARM**



**448**

**OFF ANGLE PLASTIC BINDER WITH OILER ON SWING ARM**

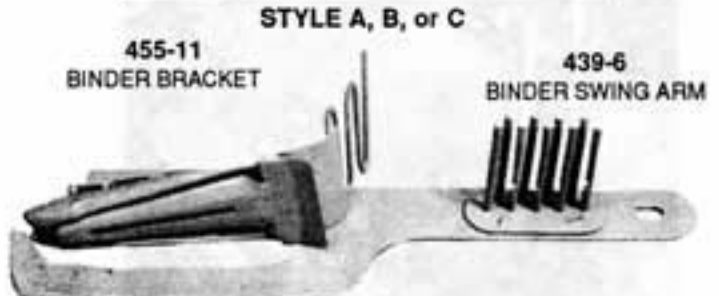


**449**

**RAW EDGE TAPE AND PLASTIC BINDER ON SWING ARM**



**450-OS CLEAN FINISH BINDER ON OSCILATING SWING ARM**



ALL RIGHTS RESERVED 1993

# PFAFF BINDER SETS FOR 335-154-39B, 335-17, 195-17-C-D

## 451 CLEAN FINISH COTTON BINDER ON SWING ARM


SINGER 155B88BV

PFAFF 335-154-39B SINGLE NEEDLE CYLINDER BED FOR BINDING SLIPPERS, WINTER SHOES WITH CHINCHILLA, PLUSH OR TAPE BINDING.

ENCLOSE SAMPLES AND MATERIAL WHEN ORDERING.

455-11  
BINDER BRACKET

451-6  
BINDER SWING ARM



451-5  
VIBRATING  
PRESSER FOOT



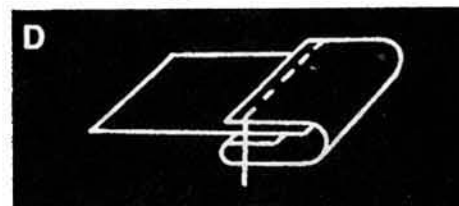
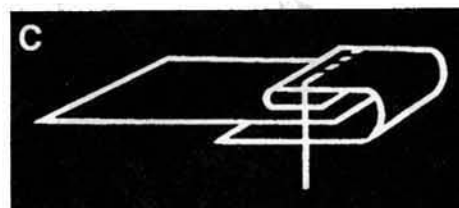
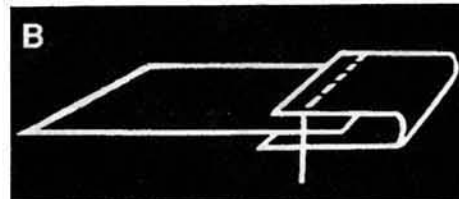
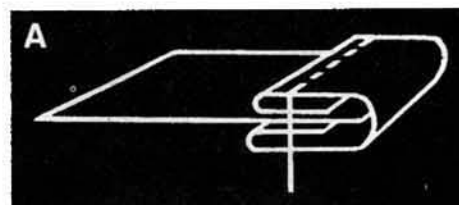
451-3  
FEED DOG



451-2  
THROAT PLATE



451-4  
LIFTING PRESSER FOOT



## 452 CLEAN FINISH PLASTIC BINDER WITH OILER ON SWING ARM

455-11  
BINDER BRACKET

451-6  
BINDER SWING ARM




CUT SIZE
1/2"
3/4"
1"
1-1/4"
1-1/2"
1-3/4"
2"
2-1/4"
2-1/2"
2-3/4"
3"
3-1/4"
3-1/2"
3-3/4"
4"

## 453 RAW EDGE TAPE AND PLASTIC BINDER ON SWING ARM

455-11  
BINDER BRACKET

451-6  
SWING ARM

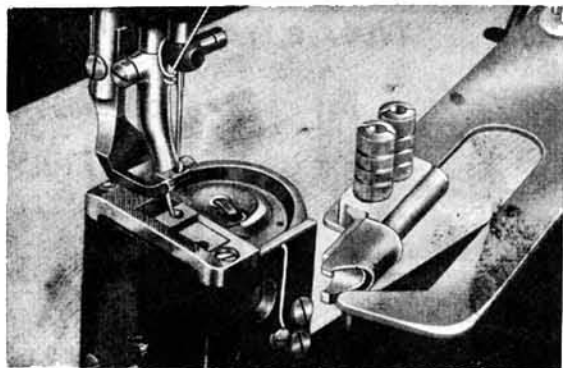


## 457P-PFAFF TAPE BINDER




## 455PF NEEDLE POST BINDER

WIDELY USED IN MFG. OF MOCCASINS, SHOES UPPER WITH COARSE STITCH CANVAS GOODS, HAND BAGS, BOWLING BAGS, SOFT SIDE LUGGAGE ON 195-17-C-D PFAFF.



455-OFA  
OFF ANGLE HEAVY DUTY  
RIGHT ANGLE BINDER




ALL RIGHTS RESERVED 1993



# 455-AIR - AIR CUTTER ON RIGHT ANGLE BINDER

SINGER 111W152, 153, 154, 155, 156G, 211G, 155, 156, JUKI LU 562, 563-3, 564, • CONSEW 225, 225B, 226H-R  
PARTS FOR BROTHER LS2 B837, CHANDLER 200JR

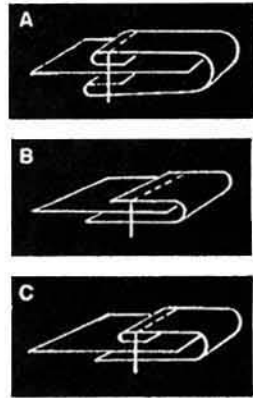


455-8  
INSIDE FOOT



201015  
SCREW

SIZE
5/8"
3/4"
7/8"
1"
1-1/8"
1-1/4"
1-3/8"
1-1/2"



455-7  
OUTSIDE FOOT



200074  
SCREW

455-2  
BINDER PLATE



691 SCREW

455-3  
BINDER  
FEED DOG



200106  
SCREW

455-4  
LIFTING  
PRESSER FOOT



200074  
SCREW

455-5  
VIBRATING  
PRESSER FOOT




201015  
SCREW

AIR CUT OFF BINDER CUTS OVERLAPS BINDING AND LEAVES SPOOLED BINDING IN ATTACHMENT. THIS ELIMINATES RE-THREADING BINDING BY PUSHING BINDING THROUGH ATTACHMENT AND IS READY FOR NEXT SEWING.

# 455PH POT HOLDER BINDER

SINGER 111W152, 153, 154, 155, 156G, 211G, 155, 156, JUKI LU 562, 563-3, 564, • CONSEW 225, 225B, 226H-R  
PARTS FOR BROTHER LS2 B837, CHANDLER 200JR




CUT BINDING AND FOLDS OVER FOR FINISHING, AND SWINGS PLATFORM AWAY.

SIZE
1-1/4"
1-3/8"
1-1/2"
1-5/8"



455-2  
BINDER PLATE



691  
SCREW

455-3  
BINDER FEED  
DOG



200106  
SCREW

455-4  
LIFTING  
PRESSER  
FOOT



200074  
SCREW

455-5  
VIBRATING  
PRESSER  
FOOT



201015  
SCREW

455-8  
INSIDE FOOT



201015  
SCREW

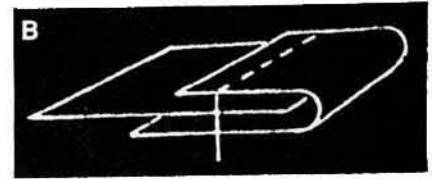

455-7  
OUTSIDE FOOT



200074  
SCREW

# 455-521 ELASTIC BINDER


SINGER 111W152, 153, 154, 155, 156G, 211G, 155, 156, JUKI LU 562, 563-3, 564,  
 CONSEW 225, 225B, 226H-R  
 PARTS FOR BROTHER LS2 B837. CHANDLER 200JR



SIZE
5/8"
3/4"
7/8"
1"
1-1/8"
1-1/4"


*WEB ELASTIC BINDER WITH OFF AND ON  
 TENSION DEVICE FOR ALL TYPES OF MACHINES.*

455-2 BINDER PLATE



691 SCREW

455-3  
 BINDER FEED DOG



200106  
 SCREW

455-4  
 LIFTING PRESSER FOOT



200074  
 SCREW

455-5  
 VIBRATING PRESSER FOOT



201015  
 SCREW

455-8 INSIDE FOOT



201015  
 SCREW

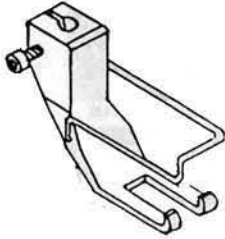
455-7 OUTSIDE FOOT



200074  
 SCREW

# 455-LU2210 JUKI BINDER SET UP

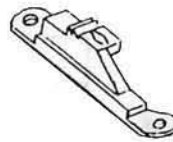
**455-LU2210-4**  
LIFTING FOOT



**455-LU2210-5**  
VIBRATING FOOT



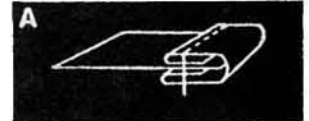


**455-LU2210-3**  
FEED DOG

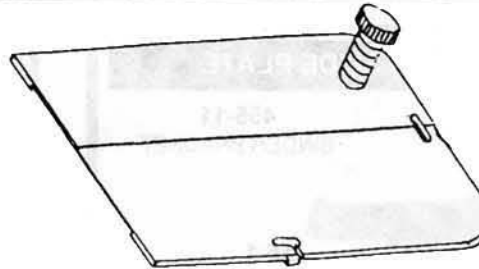
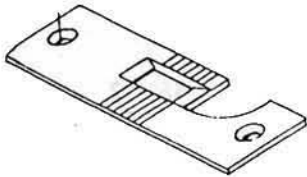


**SIZE**

5/8"
3/4"
7/8"
1"
1-1/8"
1-1/4"
1-3/8"
1-1/2"
1-5/8"
1-3/4"
1-7/8"
2"



**455-LU2210-2**  
THROAT PLATE




**455-LU2210-1**  
BINDER SLIDE PLATE

**455A-LU2210 BINDER ON SLIDE PLATE**

STYLE - A, B, or C


**455-11**  
BRACKET



**455C-LU2210 BINDER ON SLIDE PLATE**


**455-11**  
BRACKET

**200459**  
THUMB SCREW




**455B-LU2210 BINDER ON SWING ARM**

STYLE - A, B, or C



## 455-289 BINDER ON SWING ARM

FOR CONSEW 289, 289RB1 POST MACHINE




**SIZE**

5/8"	1-1/4"
3/4"	1-3/8"
7/8"	1-1/2"
1"	1-5/8"
1-1/8"	1-3/4"
2"	



## 455-51W BINDER ON SWING ARM

FOR 51W54 CLASS MACHINE



**SIZE**

5/8"	1-1/4"
3/4"	1-3/8"
7/8"	1-1/2"
1"	1-5/8"
1-1/8"	1-3/4"
2"	






# BINDER SETS FOR SINGER, CONSEW, BROTHER, JUKI, MITSUBISHI DU100

## 455 CLEAN FINISH BINDER ON SLIDE PLATE

SINGER 11W152, 153, 154, 155, 156, 156G, 211G.  
JUKI LU 562, 563-3, 564. CONSEW 225, 225B, 226H-RC.

455-11  
BINDER BRACKET


200519  
SCREW



455-1  
BINDER SLIDE PLATE


SIZE	
5/8"	1-5/8"
3/4"	1-3/4"
7/8"	1-7/8"
1"	2"
1-1/8"	2-1/8"
1-1/4"	2-1/4"
1-7/8"	2-1/2"
1-1/2"	2-3/4"
	3"

## PARTS FOR BROTHER LS2B837



455-3  
BINDER  
FEED DOG

200106  
SCREW

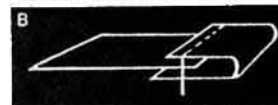


455-2  
BINDER  
THROAT  
PLATE

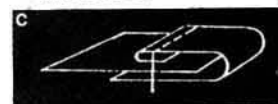
691  
SCREW



CLEAN FINISH TOP AND BOTTOM



RAW EDGE TOP AND BOTTOM




CLEAN FINISH TOP  
WITH RAW EDGE BOTTOM



455-12  
BED SLIDE STOP

FOR HOLDING BINDER PLATE IN POSITION.

## 456 BINDER WITH CUTTER ON SLIDE PLATE

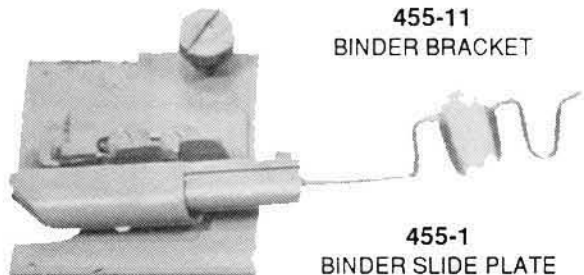


455-11  
BINDER BRACKET

455-1  
BINDER SLIDE PLATE

455-12  
BINDER CUTTER

## 457C RAW EDGE TAPE & PLASTIC BINDER



455-11  
BINDER BRACKET

455-1  
BINDER SLIDE PLATE



455-4  
LIFTING  
PRESSER  
FOOT

200074  
SCREW

455-5  
VIBRATING  
PRESSER FOOT

201015  
SCREW



455VF  
VISOR  
SEWING  
LIFTING  
PRESSER  
FOOT

## 457-CB RAW EDGE BLOCK BINDER



455-7  
LIFTING  
FOOT

200074  
SCREW



201015  
SCREW




455-8  
VIBRATING  
PRESSER  
FOOT

## 458B-PL - OFF ANGLE PLASTIC BINDER WITH OILER ON SLIDE PLATE

458-11  
BINDER BRACKET

455-1  
BINDER  
SLIDE PLATE




## 458C-PL OFF ANGLE PLASTIC PATTERN BINDER RAW EDGE

458-11  
BINDER BRACKET

200519  
SCREW

455-1  
BINDER  
PLATE



ALL RIGHTS RESERVED 1993

# 455M BINDER SET FOR MACHINE WITH UNDER TRIMMER

SINGER 211A 967, 211U567KB: MITSUBISHI LU 2410, DU100-105

## 455M - CLEAN FINISH BINDER ON SLIDE PLATE

455-11  
BINDER BRACKET

200519  
SCREW



455-1  
BINDER SLIDE PLATE

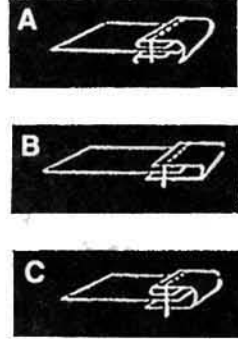
SIZE	
5/8"	1-5/8"
3/4"	1-3/4"
7/8"	1-7/8"
1"	2"
1-1/8"	2-1/8"
1-1/4"	2-1/4"
1-7/8"	2-1/2"
1-1/2"	2-3/4"
	3"



455-2M  
BINDER THROAT  
PLATE FOR  
MACHINE WITH  
UNDER  
TRIMMER.

MITSUBISHI  
LU 2410  
DU 100-105


691  
SCREW



200106  
FEED DOG  
SCREW

## 456M - BINDER WITH CUTTING ATT. ON SLIDE PLATE

456-12  
BINDER CUTTER



456-11  
BINDER BRACKET

455-1  
BINDER SLIDE  
PLATE

## 457M-C - RAW EDGE TAPE AND PLASTIC BINDER ON SLIDE PLATE

455-1  
BINDER SLIDE PLATE



455-11  
BINDER BRACKET



455-2-567  
BINDER THROAT  
PLATE FOR  
MACHINE WITH  
UNDER  
TRIMMER

211G 156  
2114567KB

691  
SCREW

455-3M  
BINDER FEED

200074  
SCREW



455-4M  
LIFTING  
PRESSER  
FOOT

201015  
SCREW

455-5M  
VIBRATING  
PRESSER  
FOOT




## 457M-L - RAW EDGE BINDER WITH LEAD IN

455-11  
BINDER  
BRACKET



455-1  
BINDER  
SLIDE PLATE

BINDER FOR  
EASY LOADING



455-2-156  
BINDER THROAT  
PLATE WITH  
CLINTONS  
UNDER  
TRIMMER

691  
SCREW

455-7M  
LIFTING  
FOOT

200074  
SCREW



201015  
SCREW



455-8M  
VIBRATING  
PRESSER  
FOOT

## 458M - OFF ANGLE PLASTIC BINDER WITH OILER ON SLIDE PLATE

458-11  
BINDER BRACKET



455-1  
BINDER SLIDE  
PLATE

455-7HS  
LIFTING  
SMOOTH  
BOTTOM  
FOOT




455-8HS  
VIBRATING  
SMOOTH  
BOTTOM  
FOOT




SMOOTH BOTTOM FEET,  
NOT TO MARK GARMENTS

## 455-3M - BINDER SLIDE PLATE



200519  
SCREW

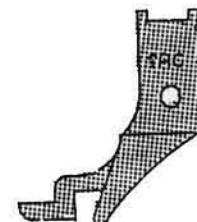
FOR MACHINE WITH  
UNDER TRIMMER



455-2-967  
BINDER THROAT  
PLATE FOR  
MACHINE WITH  
UNDER  
TRIMMER

211-A-967

691  
SCREW



455VF  
VISOR  
SEWING  
LIFTING  
PRESSER  
FOOT

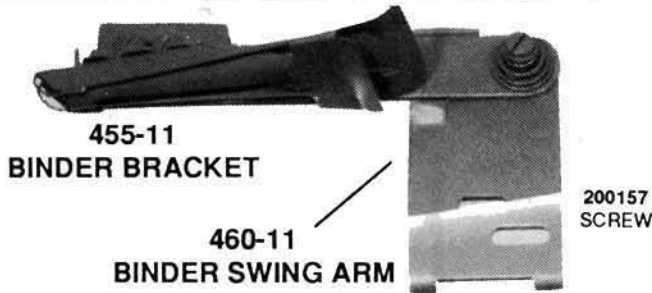
ALL RIGHTS RESERVED 1993

# PARTS FOR SINGER, BROTHER, JUKI, CONSEW BINDER SETS

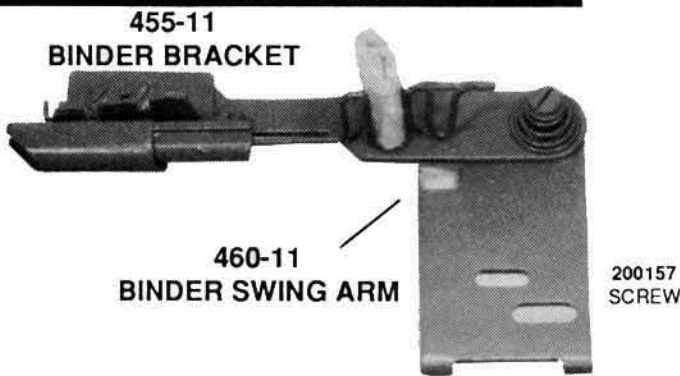
SINGER 111W152, 153, 154, 155, 156G, 211G, 155, 156  
 JUKI LU 562, 563-3, 564, CONSEW 225, 225B, 226H-R

PARTS FOR BROTHER LS2 B837  
 CHANDLER 200JR


## 460 CLEAN FINISH COTTON BINDER ON SWING ARM




## 461 RAW EDGE TAPE AND PLASTIC BINDER ON SWING ARM



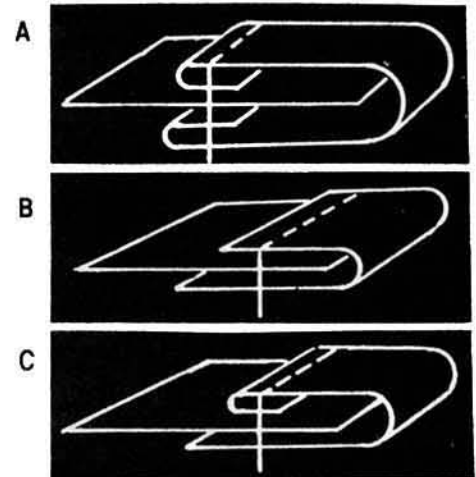
## 462 BINDER WITH CUTTING ATTACHMENT ON SWING ARM



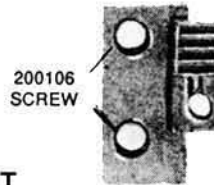
## 463 OFF ANGLE PLASTIC BINDER ON SWING ARM




CUT SIZE
3/4"
1"
1-1/4"
1-1/2"
1-3/4"
2"
2-1/4"
2-1/2"
2-3/4"
3"
3-1/4"
3-1/2"
3-3/4"
4"



455-3  
 BINDER FEED DOG



455-2  
 BINDER PLATE



455-4  
 LIFTING  
 PRESSER FOOT



455-5  
 VIBRATING  
 PRESSER FOOT



BINDER FEET KNURLED BOTTOM  
 USED FOR HEAVY SEWING

455-7  
 OUTSIDE FOOT



201015  
 SCREW

455-8  
 INSIDE FOOT




ALL RIGHTS RESERVED 1993

# BINDER SETS FOR DOUBLE NEEDLE LIFTING & VIBRATING MACHINES

LT2-B832 BROTHER, JUKI LH-512-515, CONSEW 339R1, SINGER 112W & 212W 139

## 464 CLEAN FINISH COTTON BINDER ON SLIDE PLATE

BINDER BRACKET  
455-11




200459  
SCREW

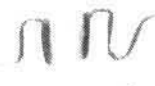
BINDER SLIDE PLATE  
464-1

## 465 RAW EDGE TAPE AND PLASTIC BINDER ON SLIDE PLATE

BINDER BRACKET  
455-11




BINDER SLIDE  
PLATE  
464-1



## 466 BINDER WITH CUTTING ATT. ON SLIDE PLATE

BINDER BRACKET  
456-11



BINDER CUTTER  
456-12

BINDER SLIDE  
PLATE  
464-1

## 467 OFF ANGLE PLASTIC BINDER WITH OILER ON SLIDE PLATE

BINDER BRACKET  
458-11



BINDER SLIDE  
PLATE  
464-1

SIZE	
5/8"	1-5/8"
3/4"	1-3/4"
7/8"	2"
1"	2-1/8"
1-1/8"	2-1/4"
1-1/4"	2-1/2"
1-3/8"	2-3/4"
1-1/2"	2-7/8"
	3"

FEED DOG  
464-3

SCREW  
200106



THROAT PLATE  
464-2


SCREW  
200161

SCREW  
691



LIFTING  
PRESSER FOOT  
464-4

SCREW  
200074




VIBRATING  
PRESSER  
FOOT  
464-5

SCREW  
200086



HINGED PRESSER  
FOOT  
464-9

SCREW  
200074



FOR 112W140  
JUKI LH 512-515  
LTB 832

CONSEW 339R-1  
SINGER 212U539

LIFTING PRESSER  
FOOT  
464-7



VIBRATING  
PRESSER FOOT  
464-8



When ordering state make & style  
number of machine, enclose samples  
& material.

ALL RIGHTS RESERVED 1993




# BINDER SETS FOR DOUBLE NEEDLE LIFTING & VIBRATING MACHINES

LT2-B832 BROTHER, JUKI LH-512-515, CONSEW 339R1, SINGER 112W & 212W 139

## 468 CLEAN FINISH BINDER ON SWING ARM


455-11  
BINDER BRACKET



460-11  
BINDER  
SWING ARM

## 469 RAW EDGE TAPE AND PLASTIC BINDER ON SWING ARM


455-11  
BINDER BRACKET



460-11  
BINDER  
SWING  
ARM

## 470 BINDER WITH CUTTING ATT. ON SWING ARM

456-11 BINDER BRACKET



200246  
SCREW

225708  
SPRING

456-12  
BINDER  
CUTTER

460-11  
BINDER SWING ARM

## 471 OFF ANGLE PASTIC BINDER WITH OILER ON SWING ARM

458-11  
BINDER BRACKET

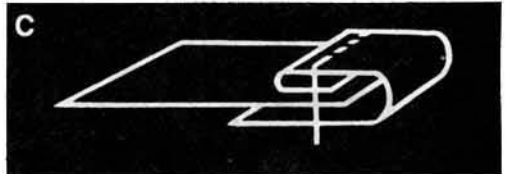
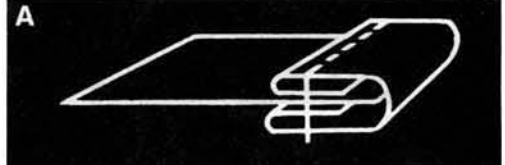


400-11  
SWING ARM

WHEN ORDERING STATE MAKE & STYLE  
NUMBER OF MACHINE, ENCLOSE SAMPLE  
AND MATERIAL.

### CUT SIZE

5/8"  
3/4"  
7/8"  
1"  
1-3/8"  
1-1/4"  
1-3/8"  
1-1/2"  
1-5/8"  
1-3/4"  
1-7/8"  
2"  
2-1/2"  
3"



464-3  
FEED DOG



464-2  
THROAT PLATE



### SINGER 112W139

464-4  
LIFTING  
PRESSER FOOT



464-5  
VIBRATING  
PRESSER FOOT



464-9  
PRESSER FOOT

200074  
SCREW



FOR 112W140  
JUKI LH 512-515  
LTB 832

### CONSEW 339R-1 / SINGER 212U539

464-7  
LIFTING  
PRESSER



464-8  
VIBRATING PRESSER FOOT




# JUKI BINDER SET FOR 1152 MACHINE

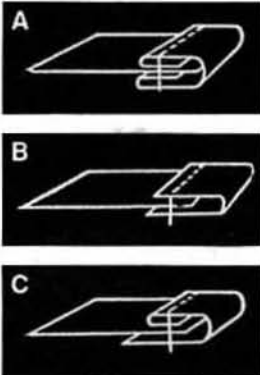
## 471A-1152 CLEAN FINISH BINDER

455-11  
BINDER BRACKET


200519  
SCREW



471A-1  
BINDER SLIDE PLATE




## 471H-1152 RAW EDGE BINDER



471A-1 BINDER SLIDE PLATE

## 471B-1152 RAW EDGE OFF ANGLE PLASTIC BINDER

455-11OF  
OFF ANGLE BINDER BRACKET




471A-1  
SLIDE PLATE

## 471E-1152 BINDER WITH CUTTER



471A-1  
SLIDE PLATE


## 471C-1152 CLEAN FINISH BINDER ON SWING ARM



471C-11

200157  
SCREW


SIZE	
5/8"	1-5/8"
3/4"	1-3/4"
7/8"	1-7/8"
1"	2"
1-1/8"	2-1/8"
1-1/4"	2-1/4"
1-7/8"	2-1/2"
1-1/2"	2-3/4"
	3"



471-1152-2  
RAISED  
BINDER  
THROAT  
PLATE  
WITH A  
UNDER  
TRIMMER  
CUT OUT.

691  
SCREW


## 471F-1152 RAW EDGE BINDER ON SWING ARM



471C-11

200246  
SCREW 225708  
SPRING

## 4710-1152 OFF ANGLE PLASTIC BINDER ON SWING ARM




471C-11

## 471-1152-3 BINDER FEED DOG



200106  
SCREW

## 471G-1152 BINDER WITH CUTTER ON SWING ARM



471C-11

## 471-1152-4 BINDER HINGE PRESSER FOOT



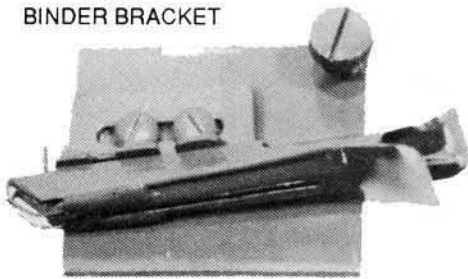
200074  
SCREW

ALL RIGHTS RESERVED 1993

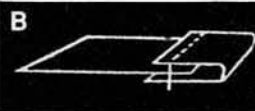
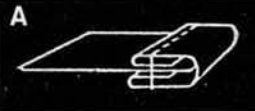
# JUKI BINDER SET FOR 521 MACHINE

## 471-A-521 CLEAN FINISH BINDER


455-11  
BINDER BRACKET



471A-1  
BINDER SLIDE PLATE




## 471-H-521 RAW EDGE BINDER



471A-1 BINDER SLIDE PLATE


## 471-B-521 RAW EDGE OFF ANGLE PLASTIC BINDER

455-11OF  
OFF ANGLE BINDER BRACKET



471A-1  
SLIDE PLATE

## 471-F-521 RAW EDGE BINDER ON SWING ARM



471C-11


### SIZE

5/8"	1-5/8"
3/4"	1-3/4"
7/8"	1-7/8"
1"	2"
1-1/8"	2-1/8"
1-1/4"	2-1/4"
1-7/8"	2-1/2"
1-1/2"	2-3/4"
	3"

471-421-7  
LIFTING  
PRESSER FOOT




## 471-C-521 CLEAN FINISH BINDER ON SWING ARM




471C-11

## 471-G-521 BINDER WITH CUTTER ON SWING ARM



471C-11

## 471-O-521 OFF ANGLE PLASTIC BINDER ON SWING ARM



471C-11

471-521-8  
VIBRATING  
PRESSER FOOT



471-521-3  
FEED DOG




471-521-2  
THROAT PLATE



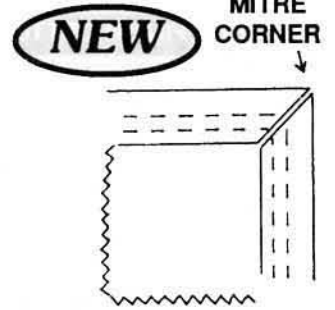
ALL RIGHTS RESERVED 1993

# 471-"M" MITRE CORNER BINDER SET FOR DOUBLE NEEDLE MACHINE




471-"M"-1  
BINDER ON SWING

471-"M"-5  
HINGE  
PRESSER  
FOOT




**NEW**  
MITRE CORNER  
OUR NEW STYLE ATTACHMENT IS USED FOR MAKING MITRE CORNERS.

USING OUR 1126 FLIP UP DOUBLE NEEDLE CLAMP FOR MITRE CORNERS.




471-"M"-2  
MITRE CORNER ATTACHMENT

471-"M"-3 THROAT PLATE



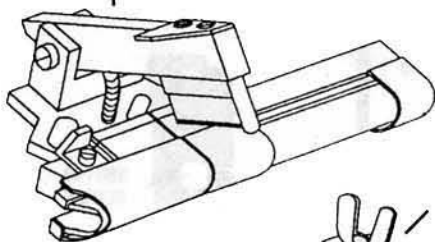
471-"M"-4 FEED DOG



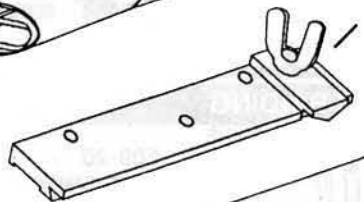
# 472K-OFF ANGLE BINDER WITH CUTTER & ADJUSTABLE TIPS

472K-OFF ANGLE BINDER WITH CUTTER AND ADJ. TIPS.,

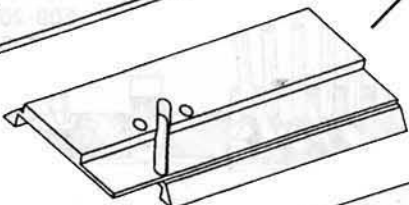
FOR 153W CONSEW, JUKI, ADLER MACHINES



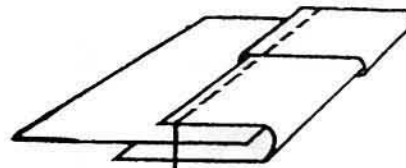
472-12  
BACK SLIDE WITH SCREW



472-13  
BINDER SLIDE



472-11  
FRONT SLIDE



C. RAW EDGE TOP & BOTTOM

472-14  
LIFTING  
PRESSER  
FOOT



472-15  
VIBRATOR  
PRESSER FOOT



- FOR SPEEDING UP BINDING OPERATIONS ON ZIPPER BAGS AND LEATHER GOODS.
- USE OF A THUMB LEVER CUTS AND OVERLAPS BINDING AND LEAVES END OF SPOOLED BINDING IN ATTACHMENT READY FOR NEXT ARTICLE. THIS ELIMINATES RETHRADING.


CUTTER BINDING UNIT ADAPTABLE FOR VARIOUS TYPES



# BINDER SET FOR SINGER 153W, 153K CONSEW 223, 227

## 472 CLEAN FINISH COTTON BINDER ON SLIDE PLATE

455-11  
BINDER BRACKET



472-7  
BINDER SLIDE PLATE

200157  
SCREW

## 472-552 SHORT BINDER



### SIZE

5/8"	1-3/4"
3/4"	2"
7/8"	2-1/8"
1"	2-1/4"
1-1/8"	2-1/2"
1-1/4"	2-3/4"
1-3/8"	2-7/8"
1-1/2"	3"
1-5/8"	3-1/4"
	3-1/2"

SIZE	
5/8"	1-3/4"
3/4"	2"
7/8"	2-1/8"
1"	2-1/4"
1-1/8"	2-1/2"
1-1/4"	2-3/4"
1-3/8"	2-7/8"
1-1/2"	3"
1-5/8"	3-1/4"
	3-1/2"



CLEAN FINISH TOP & BOTTOM



RAW EDGE TOP & BOTTOM



CLEAN FINISH TOP RAW  
EDGE BOTTOM

## BINDER PARTS FOR 153W100, 102 • NEEDLE FEED MACHINE

472-6  
BINDER HINGED  
PRESSER FOOT




472-8  
FEED DOG



472-9  
BINDER THROAT PLATE



## 472-SW BINDER ON SWING ARM




200246  
SCREW

225708  
SPRING

## 473 RAW EDGE TAPE OR PLASTIC BINDER ON SLIDE PLATE

455-11  
BINDER BRACKET



472-7  
BINDER SLIDE PLATE

472-4  
LIFTING  
PRESSER FOOT



200074  
SCREW

472-5  
VIBRATING  
PRESSER FOOT



201015  
SCREW

455-8  
INSIDE FOOT



201015  
SCREW


455-7  
OUTSIDE FOOT



200074  
SCREW

## 474 OFF ANGLE PLASTIC BINDER ON SLIDE PLATE

458-11  
BINDER BRACKET



472-7  
BINDER SLIDE PLATE

472-2 THROAT PLATE



200577  
SCREW

472-3 FEED DOG

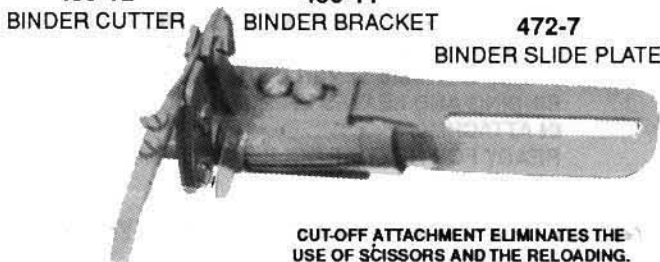


350149  
SCREW

## 475 BINDER WITH CUTTING ATT. ON SLIDE PLATE

456-12  
BINDER CUTTER

456-11  
BINDER BRACKET



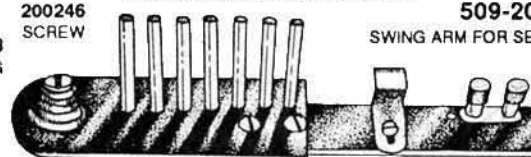
472-7  
BINDER SLIDE PLATE

CUT-OFF ATTACHMENT ELIMINATES THE  
USE OF SCISSORS AND THE RELOADING.

## MATTRESS BINDING

ON 153W103 CLASS MACHINE

225708  
SPRING



509-20

SWING ARM FOR SEAM BINDER

## MATTRESS TAPE BINDER FOR 153W



259552- 9/16"	7/8"
5/8"	1"
3/4"	1-1/4"
	1-1/2"



# 472-287 CONSEW BINDER SET

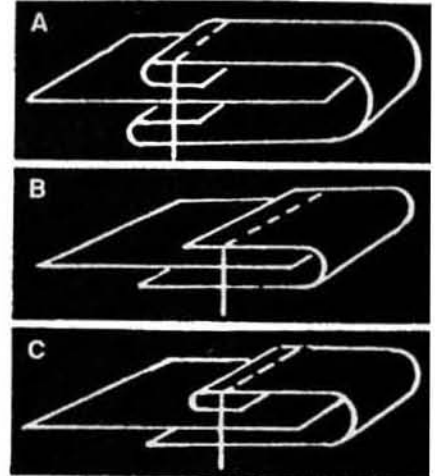
## BINDER SET FOR CONSEW 287 CLASS MACHINE

**472-287-7**  
BINDER SLIDE BRACKET




472-287-a, b, or c

**472-287-1**  
SLIDE ATTACHMENT  
BRACKET



**472-287-SW**  
BINDER ON SWING



472-287-SW - a,b, or c

**472-287-2** BINDER THROAT PLATE

**CUT SIZE**

- 3/4"
- 1"
- 1-1/4"
- 1-1/2"
- 1-3/4"
- 2"
- 2-1/4"
- 2-1/2"
- 2-3/4"
- 3"
- 3-1/4"
- 3-1/2"
- 3-3/4"
- 4"

**472-287-2**  
BINDER THROAT PLATE



**472-287-5**  
VIBRATING FOOT



**472-287-4**  
LIFTING FOOT

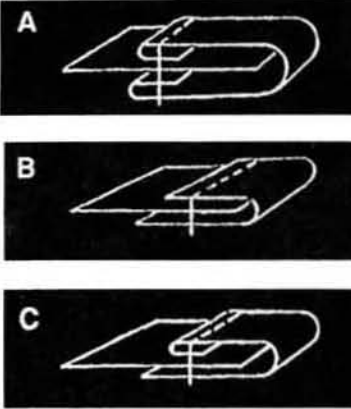



**472-287-3**  
BINDER FEED DOG




# BINDER SET FOR SINGER, CONSEW, BROTHER JUKI MACHINES


## 476 CLEAN FINISH COTTON BINDER ON SLIDE PLATE



## 477 RAW EDGE TAPE AND PLASTIC BINDER ON SLIDE PLATE




## 478 BINDER WITH CUTTING ATT. ON SLIDE PLATE




SIZES	5/8"	1-1/4"	2"
	3/4"	1-3/8"	2-1/8"
	7/8"	1-1/2"	2-1/4"
	1"	1-5/8"	2-1/2"
	1-1/8"	1-3/4"	2-3/4"
		1-7/8"	3"



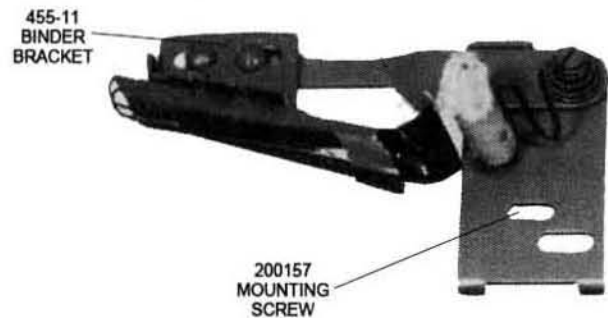
## 479 RIGHT ANGLE PLASTIC BINDER ON SLIDE PLATE




## 480 CLEAN FINISH COTTON BINDER ON SWING ARM




## 481 OFF ANGLE PLASTIC BINDER ON SWING ARM



## 482 BINDER WITH CUTTING ATT. ON SWING ARM



## 483 RAW EDGE TAPE AND PLASTIC BINDER ON SWING ARM



ALL RIGHTS RESERVED 1993


# 476A-168 BINDER SET UP FOR 168W

## 476A-A RIGHT ANGLE BINDER




## 476A-C SEMI FOLD BINDER


476A-A-OFF ANGLE BINDER  
476A-b-OFF ANGLE BINDER  
476A-c-OFF ANGLE BINDER



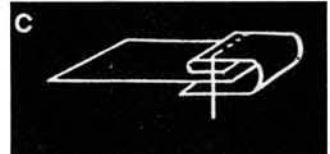
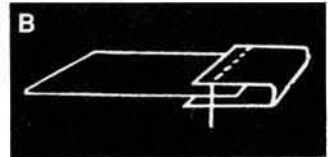
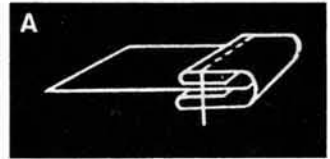
## 476A-B RAW EDGE BINDER



## 476A-B-CUT RIGHT ANGLE BINDER WITH CUTTER



SIZES	
5/8"	2"
3/4"	2-1/8"
7/8"	2-1/4"
1"	2-1/2"
1-1/8"	2-3/4"
1-1/4"	2-7/8"
1-3/8"	3"
1-1/2"	3-1/4"
1-5/8"	3-1/2"
1-3/4"	




476A-5  
LIFTING FOOT



476A-4  
VIBRATING FOOT



476A-1  
THROAT PLATE



476A-2  
FEED DOG


## 477 RAW EDGE BINDER

476A-7  
BACK PLATE

476A-3  
BINDER SLIDE

476A-6  
FRONT PLATE

476A-8  
CLAMP SCREW




ALL RIGHTS RESERVED 1993



# 484-144 CLASS BINDER SET ADLER & SINGER

## 484 CLEAN FINISH COTTON BINDER ON SLIDE PLATE

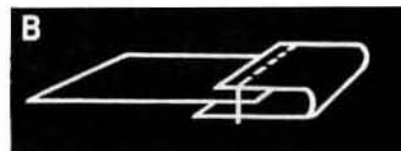
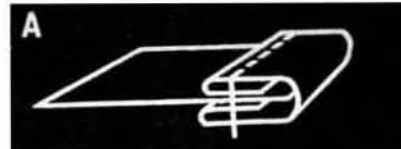
BINDER BRACKET  
455-11



SCREW 200459


BINDER SLIDE PLATE  
484-6

SIZES		
5/8"	1-1/2"	2-1/2"
3/4"	1-5/8"	2-3/4"
7/8"	1-3/4"	2-7/8"
1"	2"	3"
1-1/8"	2-1/8"	3-1/4"
1-1/4"	1-1/4"	3-1/2"
1-3/8"		



## 485 RAW EDGE TAPE AND PLASTIC BINDER ON SLIDE PLATE


BINDER BRACKET  
455-11



BINDER SLIDE PLATE  
484-6

## 487 OFF ANGLE PLASTIC BINDER ON SLIDE PLATE

458-11  
BINDER BRACKET



SCREW 200459

## 488 CLEAN FINISH COTTON BINDER ON SWING ARM

BINDER BRACKET  
455-11



SWING ARM  
488-11

200157  
SCREW

## 490 BINDER WITH CUTTING ATT. ON SWING ARM

BINDER CUTTER  
456-11



BINDER BRACKET  
455-11

SCREW  
200246

SPRING  
225708

SWING ARM  
488-11

LIFTING PRESSER  
FOOT  
484-4

SCREW  
200074



VIBRATING  
PRESSER  
FOOT  
484-5

SCREW  
200086



FEED DOG  
484-3

SCREW  
201491



THROAT  
PLATE  
484-2

SCREW  
742



## 489 RAW EDGE TAPE AND PLASTIC BINDER ON SWING ARM

BINDER BRACKET  
455-11



SWING ARM  
488-11

## 491 OFF ANGLE PLASTIC BINDER WITH OILER ON SWING ARM

458-11  
BINDER BRACKET




SWING ARM  
488-11

ALL RIGHTS RESERVED 1993

# 491-LU2-440 BINDER FOR JUKI 158

## 491A-440A RIGHT ANGLE BINDER



200459  
THUMB SCREW

484-440-3  
BINDER SLIDE PLATE


### SIZE

5/8"  
3/4"  
7/8"  
1"  
1-1/8"  
1-1/4"  
1-3/8"  
1-1/2"  
1-5/8"  
1-3/4"  
2"  
2-1/8"  
2-1/4"  
2-1/2"  
2-3/4"  
2-7/8"  
3"

A




B



C



491-440-1  
RAISED BINDER  
NEEDLE PLATE




491-440-2  
BINDER FEED DOG




## 491B - 440B OFF ANGLE PATTERN BINDER

484-440-3  
BINDER SLIDE PLATE



## 491C - 440C RIGHT ANGLE BINDER W/ CUTTER

484-440-3  
BINDER SLIDE PLATE



491-440-4  
LIFTING FOOT



491-440-5  
VIBRATING FOOT




ALL RIGHTS RESERVED 1993

# 492-107 SINGER ZIG ZAG BINDER SETS

FOR SINGER, BERENI, PFAFF, JUKI, BROTHER, CONSEW, YAMATO ZIG-ZAG MACHINES, JUKI LZ2200

## 492 COTTON BINDER

455-11  
BINDER BRACKET



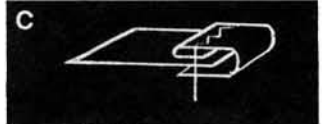
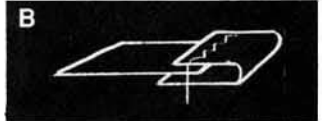
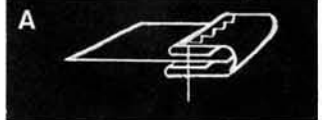
492-2  
BINDER PLATE

## SINGER 107W ZIG ZAG JUKI LZ-582


### CUT SIZES

5"	1-3/8"
3/4"	1-1/2"
7/8"	1-5/8"
1"	1-3/4"
1-1/8"	1-7/8"
1-1/4"	2"
	2-1/2"

SPECIFY A,B, OR C WHEN ORDERING




## 493 AWNING BINDER




492-2  
BINDER PLATE

492-2  
THROAT PLATE



200577  
THROAT PLATE SCREW

492-3  
FEED DOG



200106  
SCREW

## 493-ADJUSTABLE EYE GLASS CASE BINDER



492-10 THROAT PLATE



FOR 493-20 BINDER

492-4  
HINGE PRESSER FOOT

200074  
SCREW



JUKI LZ 582

## 493-20 AWNING TAPE BINDER




### SIZE


3/8"  
9/16"  
3/4"  
1/2"  
5/8"  
7/8"

## JUKI LZ-582 ZIG ZAG MACHINE

492-J11 THROAT PLATE



492-J12  
FEED DOG

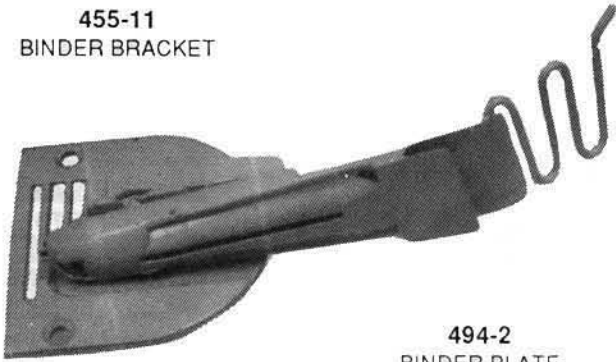


ALL RIGHTS RESERVED 1993

# 494 20U31,33,35 SINGER ZIG ZAG BINDER SET

## 494-20U 31,33,35, COTTON BINDER


455-11  
BINDER BRACKET



494-2  
BINDER PLATE

### CUT SIZE

5/8"	1-3/8"
3/4"	1-1/2"
7/8"	1-5/8"
1"	1-3/4"
1-1/8"	1-7/8"
1-1/4"	2"
	2-1/2"



CLEAN FINISH TOP & BOTTOM



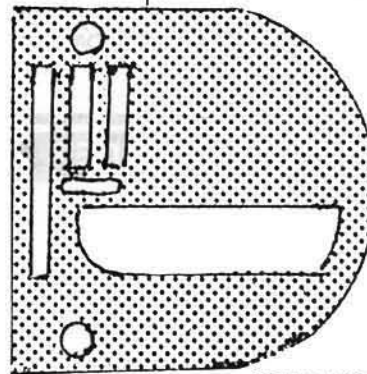
RAW EDGE TOP & BOTTOM



CLEAN FINISH TOP  
WITH RAW EDGE BOTTOM

SPECIFY A,B, OR C  
WHEN ORDERING

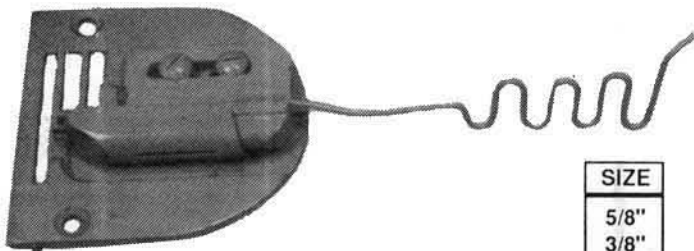
200577  
THROAT PLATE SCREW



494-2  
THROAT PLATE

20U 31,33,35- 5

## 495-20U 31,33,35 AWNING BINDER



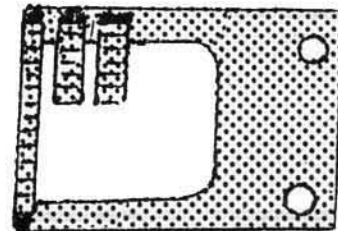
494-2  
BINDER PLATE

### SIZE

5/8"
3/8"
7/8"
1"

## BINDER PARTS

200106  
FEED DOG SCREW




494-3  
FEED DOG  
494-20U 31,33,3

## 500B -20U 31,33,35 ELASTIC BINDER WITH TENSION DEVICE

500-106  
ELASTIC TENSION

455-11  
BINDER BRACKET



494-2  
BINDER PLATE

## SINGER 20U 31,33

494-5  
LOW SHANK HINGE  
PRESSER FOOT



494-20U 31, 33, 5

499-2-4 , 4 ROW THROAT PLATE FOR WIDE FINISH BINDER

499-3-4 , 4 ROW FEED DOG  
457G & 20U


PARTS FOR BINDER OVER 2" CUT



# 494 20U43 SINGER ZIG ZAG BINDER SET

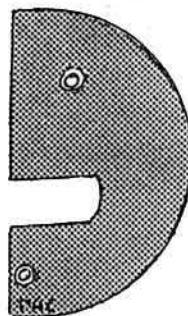
## 494-20U43 COTTON BINDER

455-11  
BINDER BRACKET

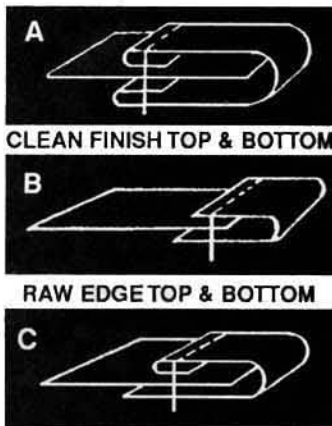


494-20U43-2  
THROAT PLATE

CUT SIZE	
5/8"	1-3/8"
3/4"	1-1/2"
7/8"	1-5/8"
1"	1-3/4"
1-1/8"	1-7/8"
1-1/4"	2"
	2-1/2"



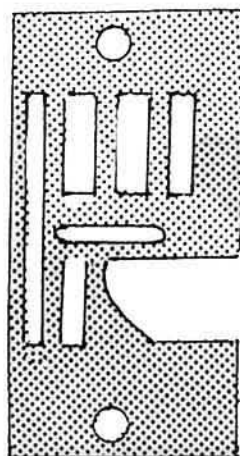
494-20U43-4  
BINDER HALF  
MOON PLATE




CLEAN FINISH TOP  
WITH RAW EDGE BOTTOM

SPECIFY A, B, OR C  
WHEN ORDERING

## 495-20U43 AWNING BINDER



494-20U43-2  
THROAT PLATE




494-20U43-3  
FEED DOG

## 496 A 20U43 ELASTIC BINDER WITH TENSION DEVICE

500-106  
ELASTIC TENSION

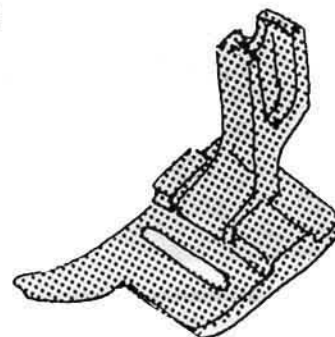
455-11  
BINDER BRACKET



494-20U43-2  
THROAT PLATE

## SINGER 20U31, 31

494-5  
LOW SHANK  
HINGE FOOT

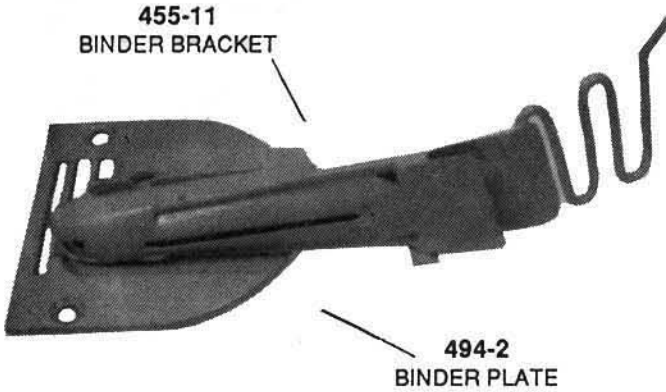


ALL RIGHTS RESERVED 1993

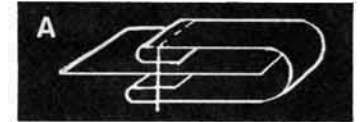
# 494A-457G SINGER ZIG ZAG BINDER SETS

FOR: BERENI, PFAFF, JUKI, BROTHER, CONSEW, YAMATO ZIG ZAG MACHINE

## 494A-457 COTTON BINDER



CUT SIZE	
5/8	1-3/8
3/4	1-1/2
7/8	1-5/8
1	1-3/4
1-1/8	1-7/8
1-1/4	2
	2-1/2



CLEAN FINISH TOP & BOTTOM

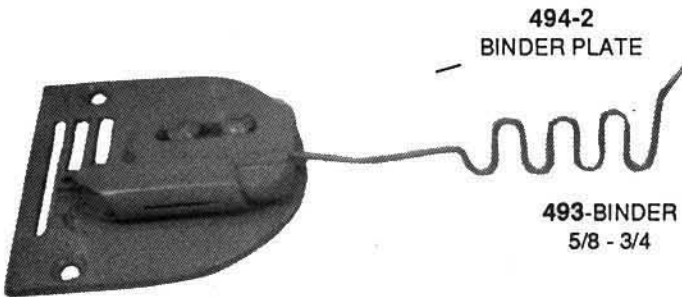


RAW EDGE TOP & BOTTOM



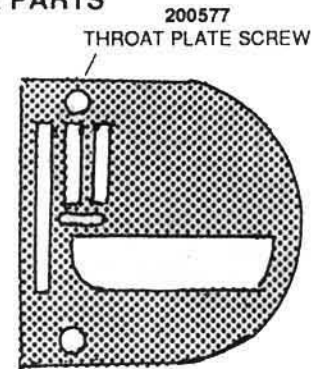
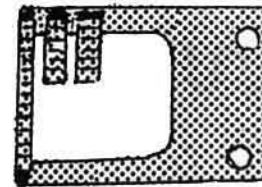
CLEAN FINISH TOP  
WITH RAW EDGE BOTTOM

## 495B-457 AWNING BINDER

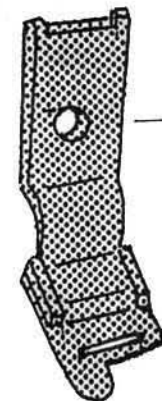
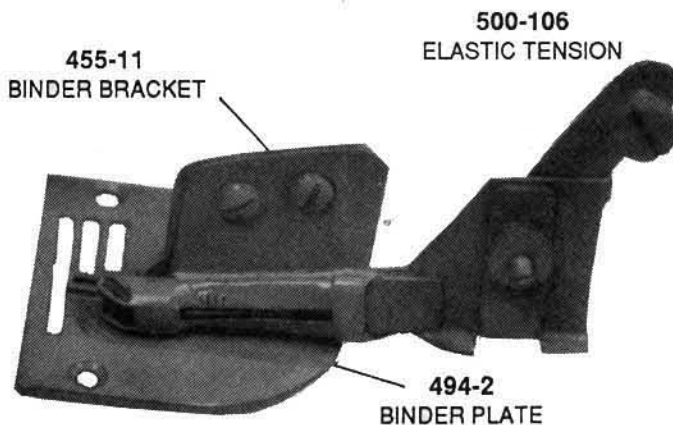


SPECIFY A, B, OR C WHEN ORDERING

### 457G BINDER PARTS



## 500B-457 ELASTIC BINDER WITH TENSION DEVICE




- 499-2-4 4 ROW THROAT PLATE FOR WIDE FINISH BINDER
- 499-3-4 4 ROW FEED DOG


ALL RIGHTS RESERVED 1993

# 494-307GZ SINGER BINDER SET

## 494-307 RIGHT ANGLE BINDER




CUT SIZE	
5/8	1-3/8
3/4	1-1/2
7/8	1-5/8
1	1-3/4
1-1/8	1-7/8
1-1/4	2
	2-1/2



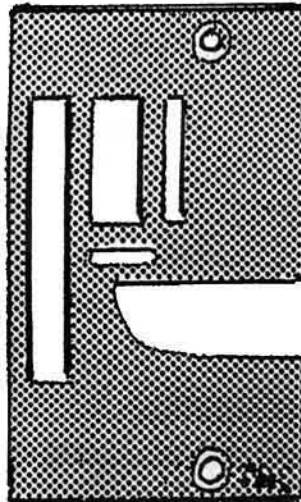
SPECIFY A, B, OR C WHEN ORDERING

## 495-307 AWNING TAPE BINDER




### 494-307-2

THROAT PLATE



### 494-307-5


BINDER HALF MOON PLATE



## 500B-307 ELASTIC BINDER WITH TENSION


455-11  
BINDER BRACKET

26050-5  
OFF AND ON  
TENSION



### 494-307-3

FEED DOG



### 494-307-4

HINGE PRESSER FOOT




ALL RIGHTS RESERVED 1993

# 496 - 138, 238 PFAFF BINDER SET

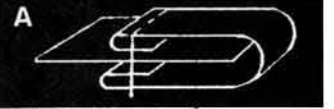
## 496A-138 COTTON BINDER

455-11  
BINDER BRACKET



496-A1  
BINDER PLATE

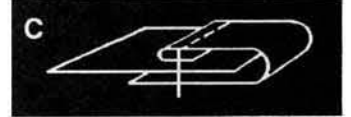
CUT SIZE	
5/8"	1-3/8"
3/4"	1-1/2"
7/8"	1-5/8"
1"	1-3/4"
1-1/8"	1-7/8"
1-1/4"	2"
	2-1/2"



CLEAN FINISH TOP & BOTTOM



RAW EDGE TOP & BOTTOM



CLEAN FINISH TOP  
WITH RAW EDGE BOTTOM

SPECIFY A,B, OR C  
WHEN ORDERING

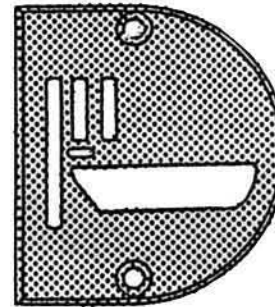
## 496B-138 AWNING BINDER FOR TAPE AND PLASTIC

493  
TAPE BINDER  
5/8 - 3/4



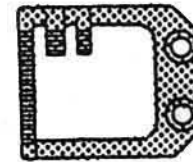
496-A1  
BINDER PLATE

### THROAT PLATE



496-A1

PFAFF 138 & 238




496-A2  
FEED DOG

## 496-500A ELASTIC BINDER WITH TENSION DEVICE

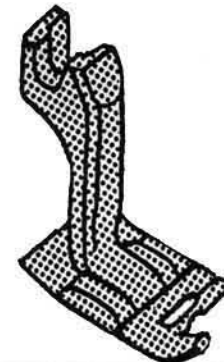
26050-5  
OFF & ON TENSION

455-11-20U  
BINDER BRACKET



496-A3  
HINGED  
PRESSER FOOT


FOR PFAFF  
138  
238



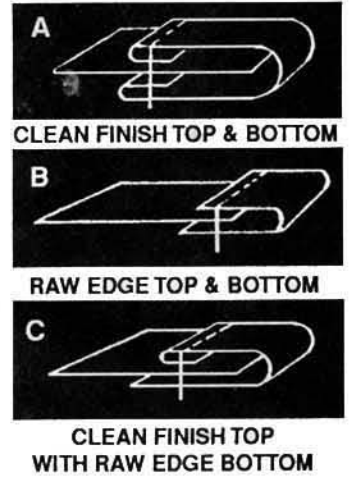


# 497A-118 PFAFF BINDER SET

## 497A-118 RIGHT ANGLE BINDER




CUT SIZE	
5/8	1-3/8
3/4	1-1/2
7/8	1-5/8
1'	1-3/4
1-1/8	1-7/8
1-1/4	2
	2-1/2




SPECIFY A, B, OR C WHEN ORDERING

## 497B-118 AWNING TAPE BINDER




### 497-118-2

THROAT PLATE




### 497-118-5

BINDER HALF MOON PLATE

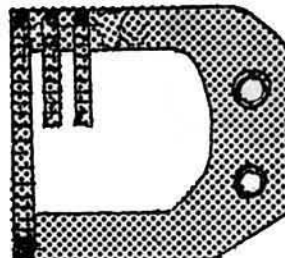


## 497C-118 ELASTIC BINDER WITH TENSION



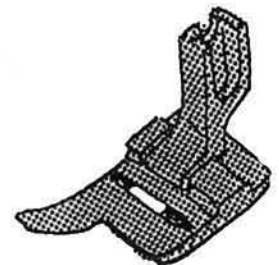
### 497-118-3

FEED DOG



### 497-118-4

HINGE PRESSER FOOT




ALL RIGHTS RESERVED 1993

# 497-418, 438 PFAFF BINDER SETS

## 497A-418 COTTON BINDER

455-11  
BINDER BRACKET



497-2  
BINDER PLATE

CUT SIZE	
5/8	1-3/8
3/4	1-1/2
7/8	1-5/8
1	1-3/4
1-1/8	1-7/8
1-1/4	2
	2-1/2



CLEAN FINISH TOP & BOTTOM



RAW EDGE TOP & BOTTOM




CLEAN FINISH TOP  
WITH RAW EDGE BOTTOM

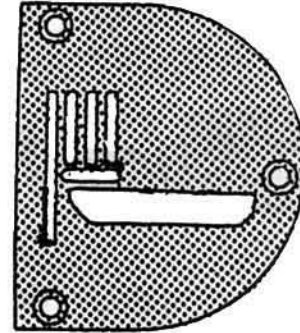
SPECIFY A, B, OR C WHEN ORDERING

## 498B-418 AWNING BINDER FOR TAPE AND PLASTIC


497-2  
BINDER PLATE



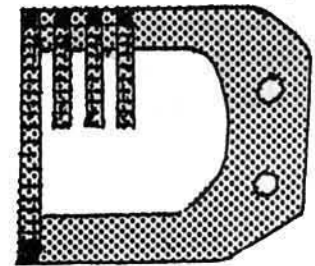
497-2  
BINDER PLATE



## 500B-418 ELASTIC BINDER WITH ELASTIC TENSION DEVICE



497-3  
FEED DOG



497-4  
LOW SHANK FOOT




FOR PFAFF 438

ALL RIGHTS RESERVED 1993

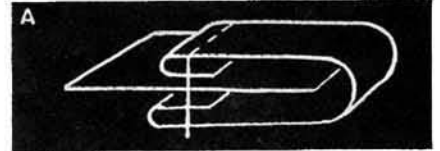
# 499A-133, 199RB CONSEW BINDER SET

## 499A-A-133, 199 RIGHT ANGLE BINDER

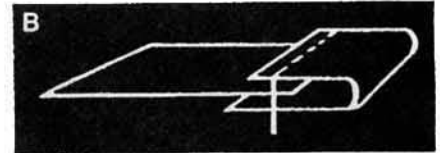
STYLE A OR C



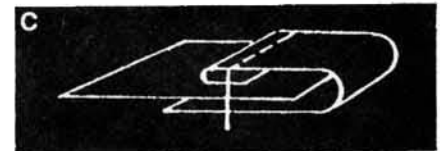
CUT SIZE	
5/8	1-3/8
3/4	1-1/2
7/8	1-5/8
1	1-3/4
1-1/8	1-7/8
1-1/4	2
	2-1/2



CLEAN FINISH TOP AND BOTTOM




RAW EDGE TOP AND BOTTOM




CLEAN FINISH TOP WITH RAW EDGE BOTTOM


## 499A-B-133, 199 RIGHT ANGLE TAPE BINDER




499A-20  
THROAT PLATE



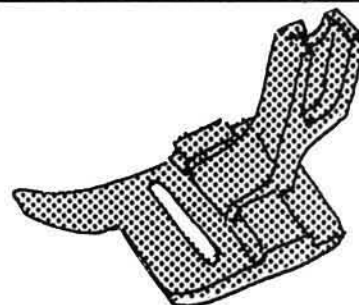
## 499A-C-133, 199 ELASTIC BINDER WITH TENSION DEVICE



499A-21  
FEED DOG



499A-4  
HINGE PRESSER FOOT




ALL RIGHTS RESERVED 1993

# 499A-146RB CONSEW ZIG ZAG BINDER SET

## 499A-A-146RB CLEAN FINISH BINDER

STYLE A OR C




## 499A-A-146-C SEMI-FOLD BINDER

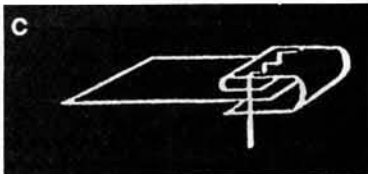
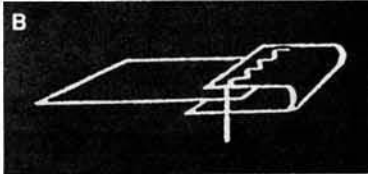
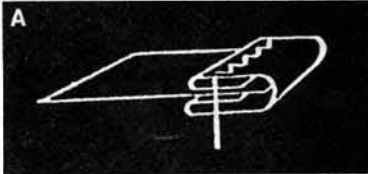
## 499A-B-146RB RIGHT ANGLE TAPE BINDER



## 499A-C-146RB ELASTIC BINDER WITH TENSION DEVICE




CUT SIZE	
5/8	1-3/8
3/4	1-1/2
7/8	1-5/8
1	1-3/4
1-1/8	1-7/8
1-1/4	2
	2-1/2




SPECIFY A, B, OR C WHEN ORDERING

499A-20  
THROAT PLATE



499A-21  
FEED DOG



499A-721  
VIBRATING FOOT



499A-727  
LIFTING FOOT




ALL RIGHTS RESERVED 1993



# 499AB-175RB CONSEW BINDER SET

## 499AB-A COTTON BINDER

455-11  
BINDER BRACKET



499AB-22  
BINDER PLATE

## 499AB-C SEMI-FOLD BINDER

## 499AB-B AWNING TAPE AND PLASTIC BINDER

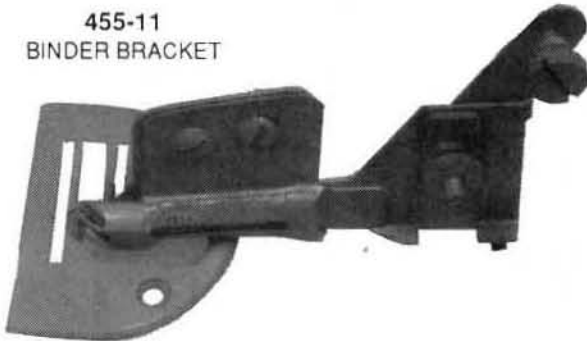
493  
TAPE BINDER 5/8 - 3/4



499AB-22  
BINDER PLATE

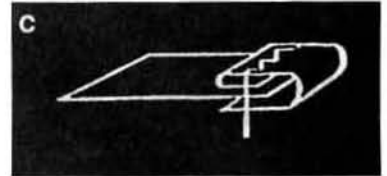
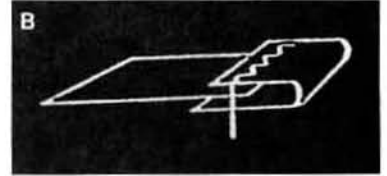
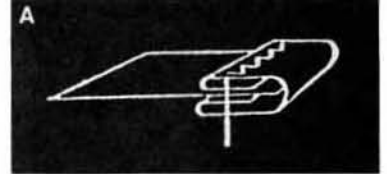
## 499AB-500B ELASTIC WITH ON AND OFF TENSION DEVICE

455-11  
BINDER BRACKET



499AB-22  
BINDER PLATE

CUT SIZE	
5/8	1-3/8
3/4	1-1/2
7/8	1-5/8
1	1-3/4
1-1/8	1-7/8
1-1/4	2
	2-1/2



SPECIFY A, B, OR C WHEN ORDERING



499AB-22  
BINDER THROAT PLATE



499-861H  
HINGE PRESSER FOOT




499AB-23  
FEED DOG

ALL RIGHTS RESERVED 1993

# 499AD-298 ADLER ZIG ZAG BINDER SET

## 499AD-A RIGHT ANGLE BINDER SET

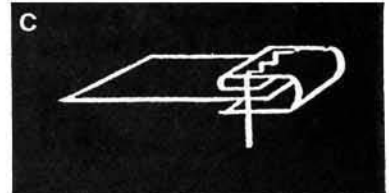
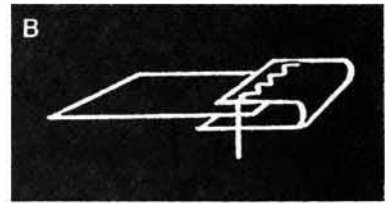
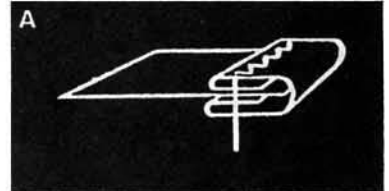


AD298-5  
COVER PLATE

499AD-3  
BINDER PLATE


## 499AD-C SEMI FOLD BINDER

CUT SIZE	
5/8	1-3/8
3/4	1-1/2
7/8	1-5/8
1	1-3/4
1-1/8	1-7/8
1-1/4	2
	2-1/2



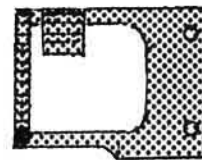
SPECIFY A, B, OR C WHEN ORDERING

## 499AD-B AWNING TAPE BINDER



AD298-5  
COVER PLATE

499AD-3  
BINDER PLATE





499AD-2  
BINDER FEED DOG




499AD-4  
BINDER HINGE  
PRESSER FOOT

## 499AD-500C ELASTIC BINDER WITH TENSION DEVICE



499AD-3  
BINDER  
THROAT PLATE




499AD-5  
BINDER PLATE

ALL RIGHTS RESERVED 1993

# 499BE - BERENI ZIG ZAG BINDER SET

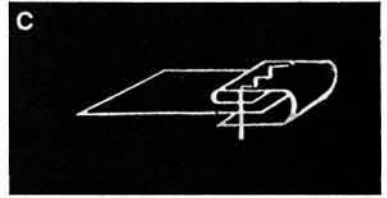
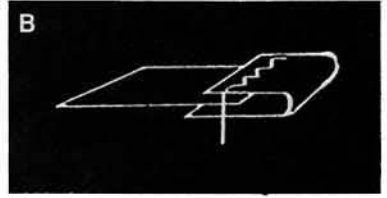
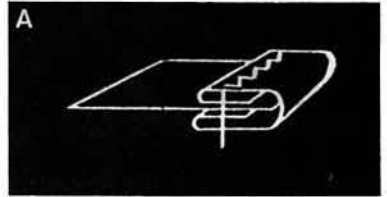
FOR: CHANDLER 217

## 499BE-5 COTTON BINDER



499-BE-1  
BINDER PLATE

CUT SIZE	
5/8	1-3/8
3/4	1-1/2
7/8	1-5/8
1	1-3/4
1-1/8	1-7/8
1-1/4	2
	2-1/2




SPECIFY A, B, OR C WHEN ORDERING

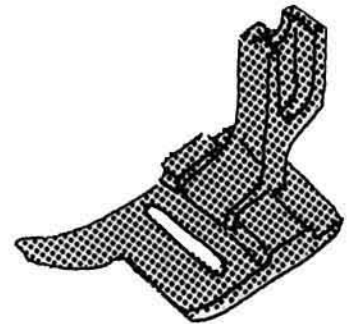
## 499BE-6 AWNING TAPE AND PLASTIC BINDER



499-BE-1  
BINDER PLATE



499-BE-2  
FEED DOG




499-BE-3  
HINGED PRESSER  
FOOT, LOW SHANK

## 499BE-500B ELASTIC BINDER WITH ON AND OFF TENSION

455-11  
BINDER BRACKET

ELASTIC TENSION



499-BE-1  
BINDER PLATE


499-BE-1  
BINDER  
THROAT PLATE




ALL RIGHTS RESERVED 1993

# 499J LZH1290 JUKI ZIG ZAG BINDER SET


## 499J-A RIGHT ANGLE BINDER



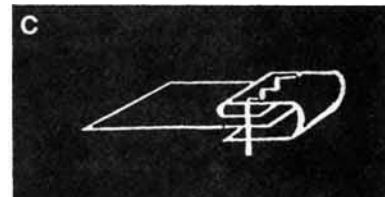
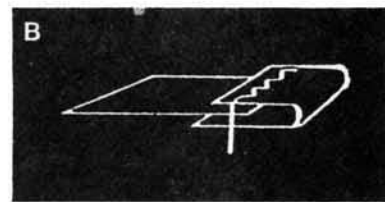
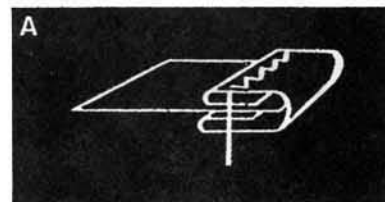
## 499J-B RIGHT ANGLE AWNING BINDER



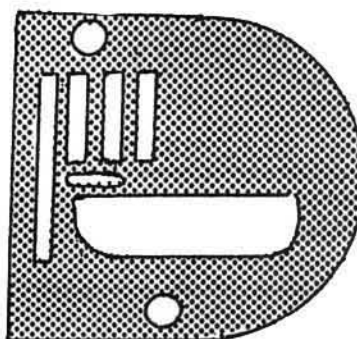
## 499J-500B ELASTIC BINDER WITH TENSION DEVICE



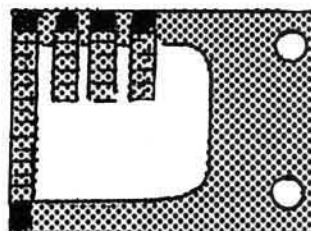
CUT SIZE	
5/8	1-3/8
3/4	1-1/2
7/8	1-5/8
1	1-3/4
1-1/8	1-7/8
1-1/4	2
	2-1/2



SPECIFY A, B, OR C WHEN ORDERING



499J-3  
BINDER  
THROAT PLATE



499J-2  
BINDER  
FEED DOG



499J-4  
BINDER HINGE  
PRESSER FOOT


ALL RIGHTS RESERVED 1993



# BINDER SET FOR SINGER, CONSEW, BROTHER CHAIN LOCK MACHINES

## 501A CLEAN FINISH COTTON BINDER


455-11  
BINDER BRACKET



501-6  
BINDER BASE PLATE

## 502B RAW EDGE TAPE OR PLASTIC BINDER


455-11  
BINDER BRACKET



501-6  
BINDER BASE PLATE


## 503C - SEMI FOLD BINDER

455-11  
BINDER BRACKET



501-6  
BINDER BASE PLATE

501-2-147  
THROAT  
PLATE



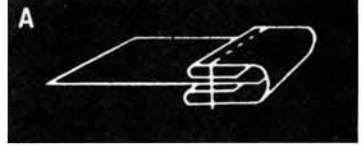
742  
SCREW

501-3-262  
THROAT  
PLATE

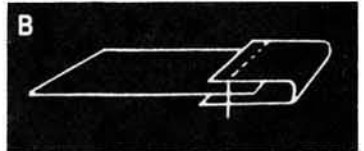


### SINGER

147 CLASS  
253 CLASS  
262 CLASS




SPECIFY SIZE  
WHEN ORDERING



#### CUT SIZE

5/8"  
3/4"  
7/8"  
1"  
1-3/8"  
1-1/4"  
1-3/8"  
1-1/2"  
1-5/8"  
1-3/4"  
1-7/8"  
2"  
2-1/2"  
3"



501-4  
HINGED PRESSER FOOT




190  
SCREW

501-3  
FEED DOG



## 501A-SW-A, B, OR C STYLE BINDER ON SWING ARM

BINDER ON SWING ARM MOUNTED  
ON BASE PLATE




501A-SW-1  
BINDER SWING ARM

ALL RIGHTS RESERVED 1993

# 108W20 RIGHT ANGLE BINDER AND MATTRESS BINDING

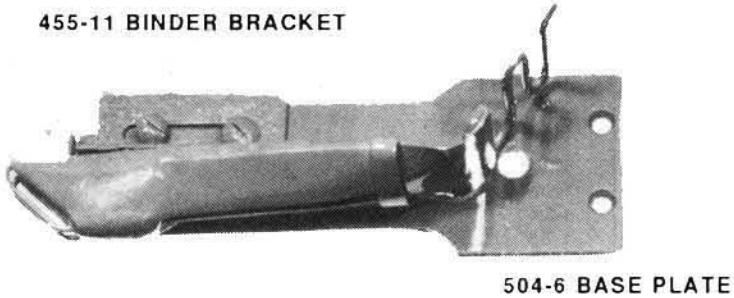
## 504A CLEAN FINISH BINDER

455-11  
BINDER BRACKET




## 504B RAW EDGE BINDER

455-11 BINDER BRACKET



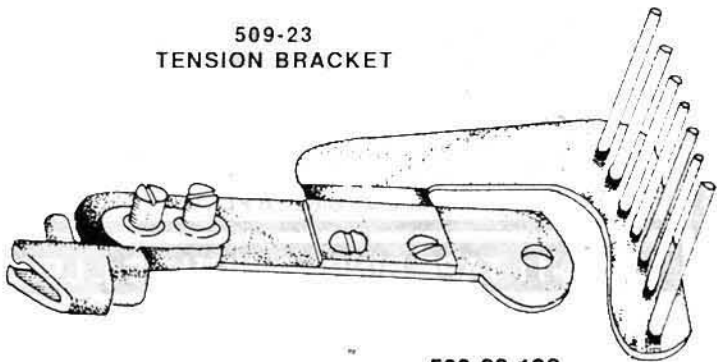
## 504C SEMI FOLD BINDER

455-11 BINDER BRACKET



## 108W20-M ON 108W20, 21 AND 108K20 MACHINES

509-23  
TENSION BRACKET



509-22-108  
SWING ARM

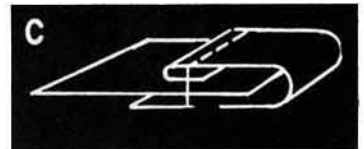
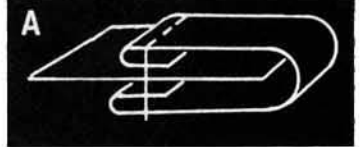
BINDER HEAD

- 259552 - 9/16
- 259552 - 5/8
- 259552 - 3/4
- 259552 - 7/8
- 259552 - 1
- 259549 - 9/16
- 259549 - 5/8



CUT SIZE

- 3/4"
- 1"
- 1-1/4"
- 1-1/2"
- 1-3/4"
- 2"
- 2-1/4"
- 2-1/2"
- 2-3/4"
- 3"
- 3-1/4"
- 3-1/2"
- 3-3/4"
- 4"



504-4  
VIBRATING  
PRESSER FOOT

201015  
SCREW



504-5  
LIFTING  
PRESSER FOOT

200074  
SCREW



504-2  
THROAT PLATE

#200577  
Throat Plate Screw

#201387  
Feed Dog Screw



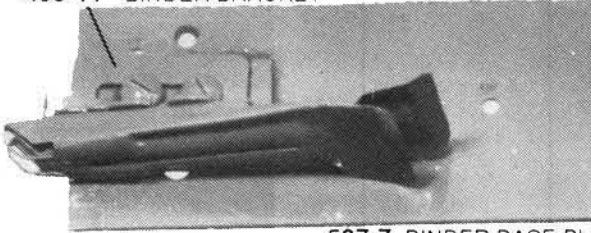
504-3  
FEED DOG

ALL RIGHTS RESERVED 1993

# 151W3 & 151K RIGHT ANGLE BINDER

## 507A CLEAN FINISH BINDER


455-11 BINDER BRACKET



507-7 BINDER BASE PLATE

## 507B RAW EDGE BINDER


455-11 BINDER BRACKET



507-7 BINDER BASE PLATE


## 507C SEMI FOLD BINDER

455-11 BINDER BRACKET



507-7 BINDER BASE PLATE

FOR 151W3, 151K3 MACHINES



507-2 THROAT PLATE

200577  
SCREW

507-3 FEED DOG



201387  
SCREW

Complete with raised parts for 151W3 machines. Binder available on swing arm.

### CUT SIZE

- 5/8"
- 3/4"
- 7/8"
- 1"
- 1-3/8"
- 1-1/4"
- 1-3/8"
- 1-1/2"
- 1-5/8"
- 1-3/4"
- 1-7/8"
- 2"
- 2-1/2"

507-5 LIFTING PRESSER FOOT



200074  
SCREW


507-4 VIBRATING PRESSER FOOT



201015  
SCREW

FOR 108W3

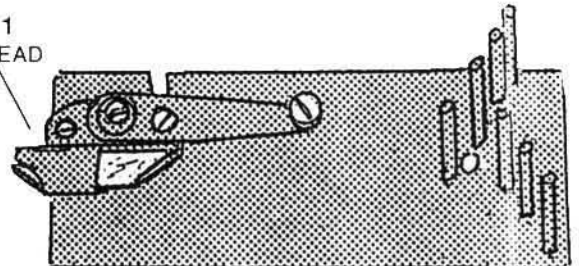
200577 THROAT PLATE SCREW



507-6 BINDER PLATE

## 507A-11 TAPE BINDER WITH ADJ. LEVER

507A-11 BINDER HEAD



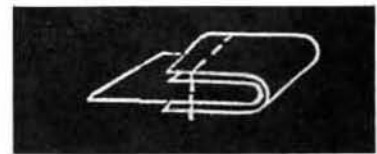

507A-10 BASE PLATE WITH TENSION

ALL RIGHTS RESERVED 1993

# 509-US MATTRESS BINDING & FELLING FOR U.S. FLAT BED MACHINE


## 509 U.S. - 1 BINDING AND FELLING

509US-1




FELLING AND BINDING  
IN ONE OPERATION

## 509US - A

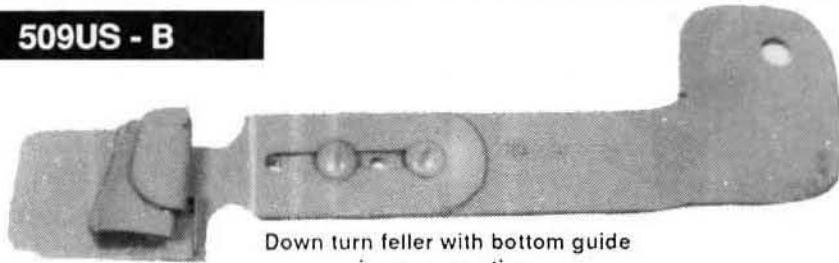


Binding with up & down  
felling in one operation




USE WITH 509US-1 SET UP

## 509US - B




Down turn feller with bottom guide  
in one operation.



USE WITH 509US-1 SET UP

## 509U.S. - 3 THROAT PLATE



## 509U.S. - 4 HINGE PRESSER FOOT



## 509U.S. - 2 FEED DOG



## 410 TAPE BINDER ON SWING

FOR UNION SPECIAL 51200  
CENTURIAN 141 CLASS



SIZE
5/8"
3/4"
7/8"
1"
1-1/8"
1-1/4"
1-3/8"
1-1/2"



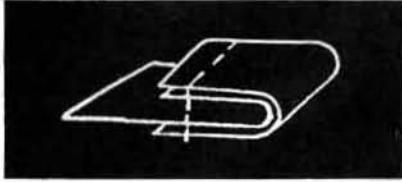
410-1  
SWING BRACKET

ALL RIGHTS RESERVED 1993

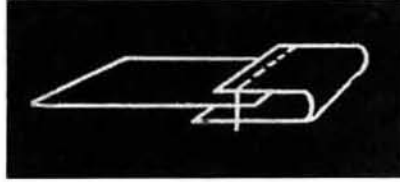


# 509 SEAM BINDING & EDGE FOLDING FOR MATTRESSES IN ONE OPERATION


FOR 300W101 AND 103; 104 CLASS MACHINE




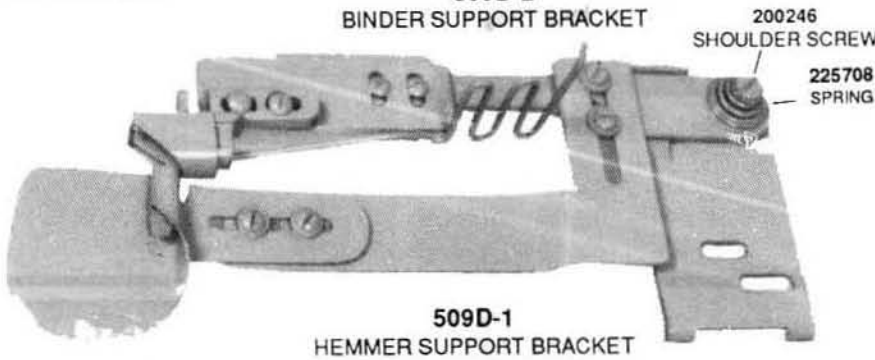
**509-D**  
FELLING AND BINDING  
IN ONE OPERATION




**509-C**  
SINGLE PLY BINDING



**509-B**  
DOWN TURN FELLING WITH BOTTOM  
GUIDE IN ONE OPERATION



**509-A**  
BINDING WITH UP & DOWN  
FELLING IN ONE OPERATION



**509-3**  
THROAT PLATE

**509-3P THROAT PLATE  
FOR CASH OR PORTER  
MACHINE**



**509-4**  
HINGED PRESSER FOOT

**509-4P HINGED PRESSER  
FOOT FOR CASH OR  
PORTER MACHINE**

**CUT SIZE OPENING**

269890	9/16	-	3/16
269890	5/8	-	3/16
269890	3/4	-	7/32
269890	7/8	-	1/4
269890	1	-	1/4
269890	1-1/4	-	3/8
269890	1-7/16	-	3/8



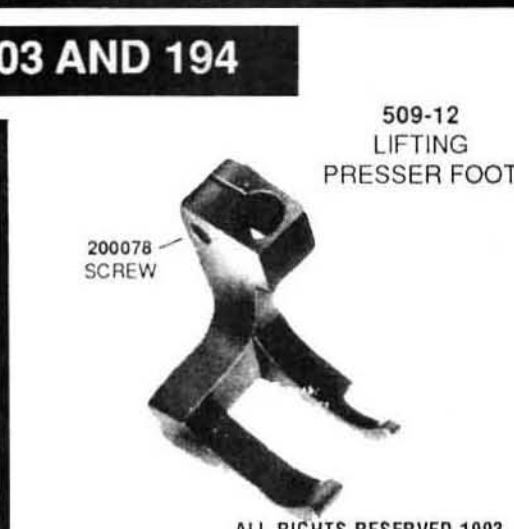
**509-2**  
FEED DOG

**509-2P FEED DOG  
FOR CASH OR  
PORTER MACHINE**

## 300W103 AND 194



**509-13**  
VIBRATING  
PRESSER FOOT



**509-12**  
LIFTING  
PRESSER FOOT


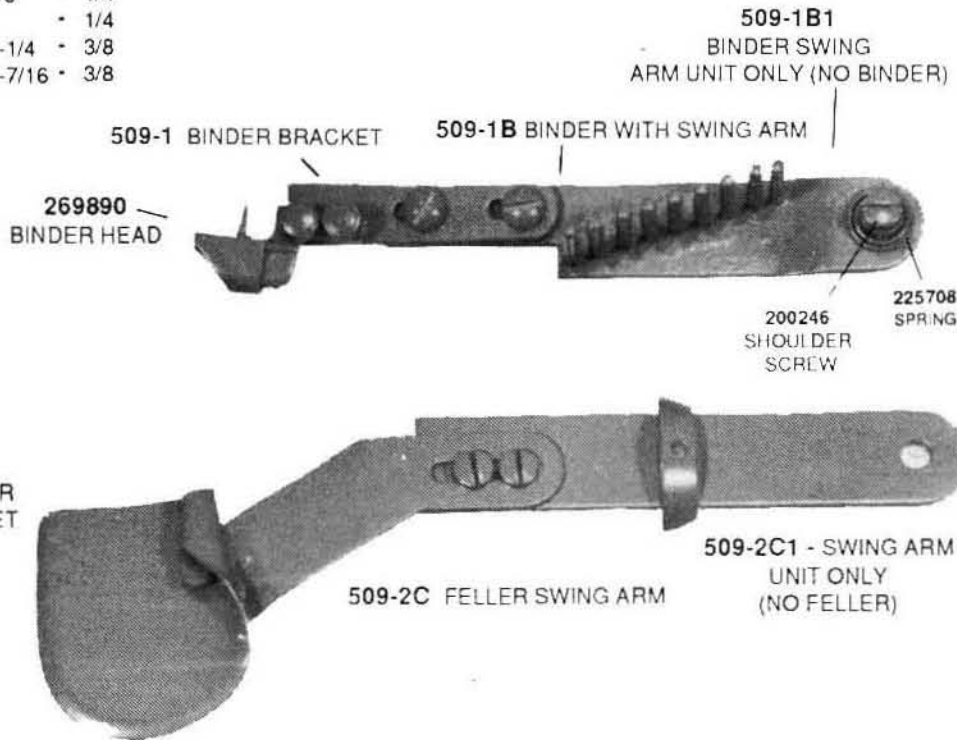
ALL RIGHTS RESERVED 1993

# 509-A MATTRESS SEAM BINDING AND EDGE FOLDING

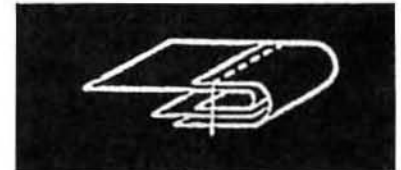
## BINDER HEAD

FOR 300W101 AND 103; 104 CLASS MACHINE

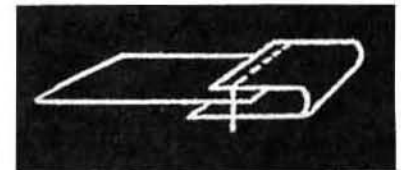
	Cut Size	Opening
269890	9/16	3/16
269890	5/8	3/16
269890	3/4	7/32
269890	7/8	1/4
269890	1	1/4
269890	1-1/4	3/8
269890	1-7/16	3/8



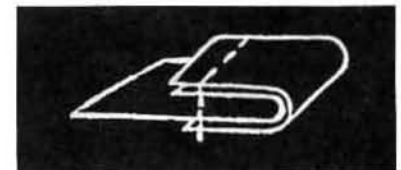
509A-A Binding with up & down felling in one operation



509A-B Down turn felling with bottom guide in one operation.



509A-C Single ply binding.



509A-D Felling and binding in one operation

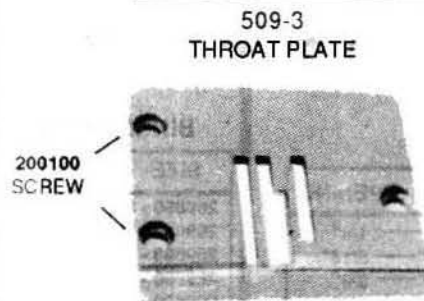
## 300W103 AND 194



## 509-13 VIBRATING PRESSER FOOT



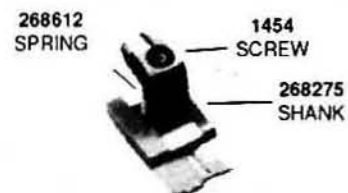
## 300W201



## 509-2 FEED DOG



## 509-4 HINGED PRESSER FOOT



ALL RIGHTS RESERVED 1993

## BINDERS AND SWING ARMS FOR CASH MACHINES

**509-21**  
SWING ARM W/ ADJ. GUIDE



**509-21-2**  
GUIDE

## 410 TAPE BINDER ON SWING

**410**  
BINDER HEAD



**410-1**  
SWING ARM

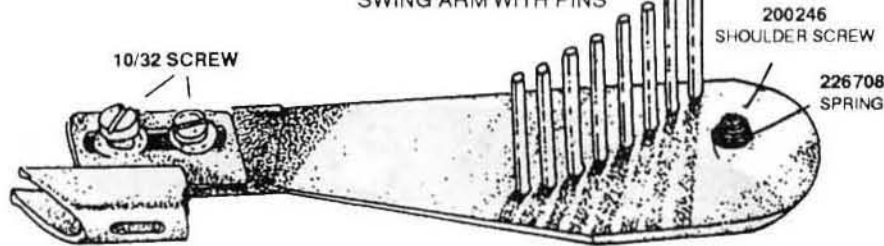
SIZE	OPENING
5/8"	3/16"
3/4"	7/32"
7/8"	1/4"
1"	1/4"
1-1/8"	5/16"
1-1/4"	3/8"
1-3/8"	3/8"
1-7/16"	3/8"
1-1/2"	3/8"

## 509-21B BINDER COMPLETE WITH SWING ARM

**SIZE OPENING**

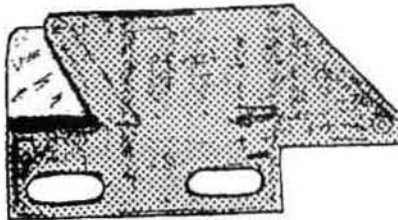
1"	1/4"
1-1/8"	5/16"
1-1/4"	3/8"
1-3/8"	3/8"
1-7/16"	3/8"
1-1/2"	3/8"

**509-21B-1**  
SWING ARM WITH PINS



### 509-21D

PORTER MACHINE BINDER




**SIZE OPENING**

7/8"	7/32"
1"	1/4"
1-1/8"	5/16"
1-1/4"	3/8"
1-7/16"	3/8"
1-1/2"	3/8"

### 509-22BH

CASH MACHINE BINDER

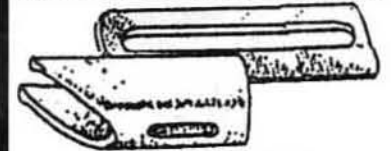


**SIZE OPENING**

1-1/8"	5/16"
1-1/4"	3/8"
1-3/8"	3/8"
1-7/16"	3/8"
1-1/2"	3/8"

### 509-21L

EXTRA LONG MOUNTING BRACKET



**SIZE OPENING**

1"	1/4"
1-5/8"	5/16"
1-1/4"	3/8"
1-3/8"	3/8"
1-7/16"	3/8"
1-1/2"	3/8"

### 509-21C

CASH MACHINE BINDER



**SIZE OPENING**

1"	1/4"
1-1/8"	5/16"
1-1/4"	3/8"
1-3/8"	3/8"
1-1/2"	3/8"

BINDER HEAD  
SINGER MACHINE



BINDER FOR 300W

**SIZE OPENING**

269890 • 5/8"	3/16"
269890 • 3/4"	7/32"
269890 • 7/8"	1/4"
269890 • 1"	1/4"
269890 • 1-1/8"	5/16"
269890 • 1-1/4"	3/8"
269890 • 1-3/8"	3/8"
269890 • 1-7/16"	3/8"
269890 • 1-1/2"	3/8"

BINDER FOR  
108W & 153W

BINDER

259552 • 9/16"
259552 • 5/8"
259552 • 3/4"
259552 • 7/8"
259552 • 1"
259549 • 9/16"
259549 • 5/8"
259552 • 1-1/8"
259552 • 1-1/4"
259552 • 1-7/16"

### 509-21PT

PATTERN TAPE BINDER WITH LEAD IN & DRAG TENSION

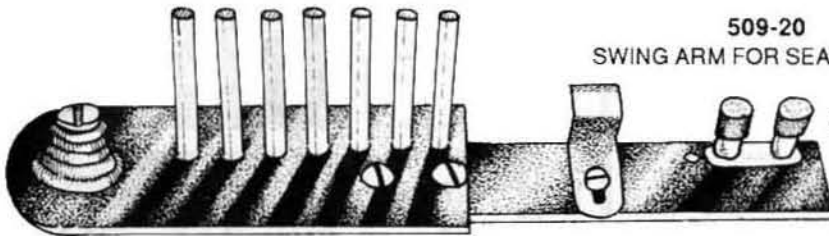


**SIZE OPENING**

1"	1/4"
1-1/8"	5/16"
1-1/4"	3/8"
1-3/8"	3/8"
1-1/2"	3/8"

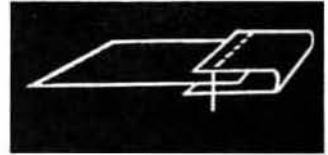
# 509-153 MATTRESS BINDING

ON 153W103 CLASS MACHINE




509-20  
SWING ARM FOR SEAM BINDER

509-BS  
BINDER & SWING ONLY



SEAM BINDER



- 259552 - 9/16
- 259552 - 5/8
- 259552 - 3/4
- 259552 - 7/8
- 259552 - 1
- 259552 - 1-1/8
- 259552 - 1-1/4
- 259552 - 1-7/16



350149  
SCREW

472-3  
FEED DOG



200577  
SCREW

472-2  
THROAT PLATE



200074  
SCREW

472-4  
LIFTING  
PRESSER FOOT

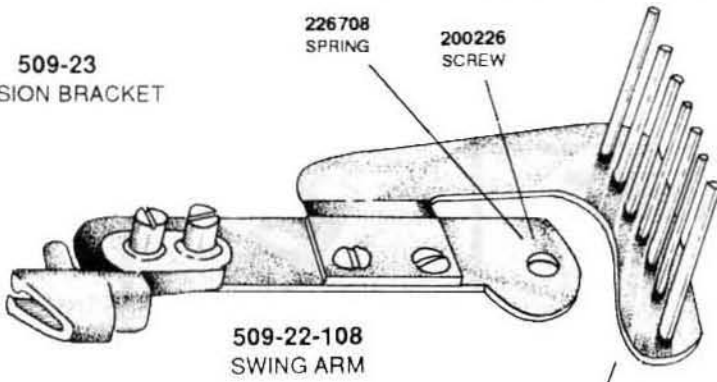


201015  
SCREW

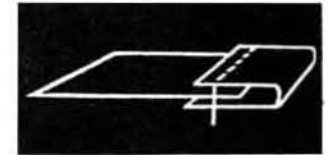
472-5  
VIBRATING  
PRESSER FOOT

## 509-108 ON 108W20, 21 AND 108K20 MACHINES

509-23  
TENSION BRACKET



509-23-108  
TENSION BRACKET



SEAM BINDER



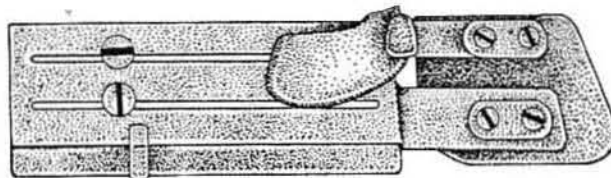
- 259552 - 9/16
- 259552 - 5/8
- 259552 - 3/4
- 259552 - 7/8
- 259552 - 1
- 259549 - 9/16
- 259549 - 5/8
- 259552 - 1-1/8
- 259552 - 1-1/4
- 259552 - 1-7/16

**PARTS FOR BINDER SET UP:**

- THROAT PLATE - 504-2
- FEED DOG - 504-3
- VIBRATING FOOT - 504-4
- LIFTING FOOT - 504-5

## 509-221 ADJ. GUIDE WITH DOWN FELLER FOR 300W AND U.S. MACHINE

USED ON DOUBLE NEEDLE MACHINE FOR MATTRESS



ALL RIGHTS RESERVED 1993



# 300W 101 & 103, 194 & CONSEW BINDER

## 510 CLEAN FINISH BINDER ON SWING ARM

BINDER BRACKET  
455-11


SCREW  
200246

SPRING  
225708

BINDER SWING  
ARM  
510-11




## 511 OFF ANGLE PASTIC BINDER ON SWING ARM




510-11

## 512 RAW EDGE TAPE BINDER ON SWING ARM

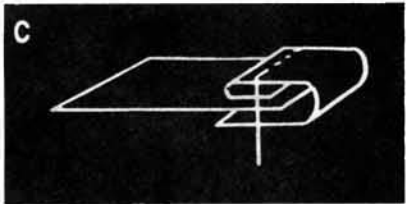
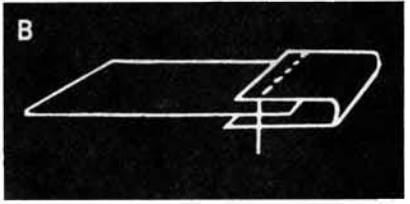
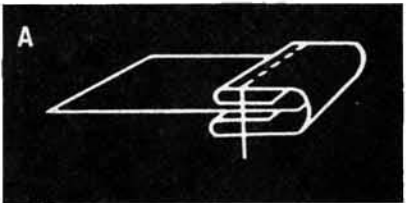


510-11

## 512A BINDER WITH CUTTER



510-11



SIZES	
5/8"	2"
3/4"	2-1/8"
7/8"	2-1/4"
1"	2-1/2"
1-1/8"	2-3/4"
1-1/4"	2-7/8"
1-3/8"	3"
1-1/2"	3-1/4"
1-5/8"	3-1/2"
1-3/4"	

HINGED  
PRESSER FOOT  
509-4

268612  
SPRING

SCREW  
1454

26827  
SHANK



300W101


FEED DOG  
509-2

SCREW  
200907



THROAT PLATE  
509-3

SCREW  
200100



200078  
SCREW

LIFTING  
PRESSER FOOT  
509-12

VIBRATING  
PRESSER FOOT  
509-13

200078  
SCREW



SINGER 300W 103 & 194; CONSEW

ALL RIGHTS RESERVED 1993

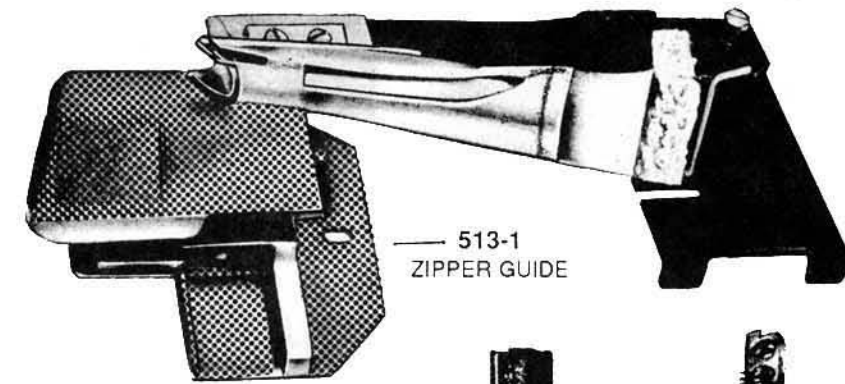
# ZIPPER BINDING ON GUN CASE COVER

## DOUBLE NEEDLE WITH LIFTING AND VIBRATING PRESSER FEET

### 513 BINDING & ZIPPER SEWING ON GUN CASE COVER

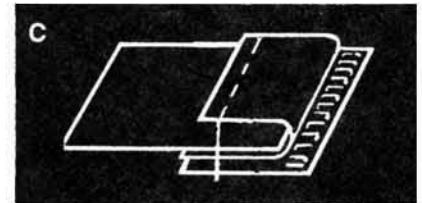
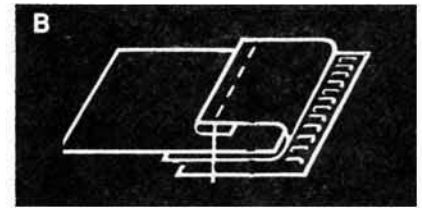
Binder is positioned on offset angle, thereby decreasing the friction and easing the drag on binding.

FOR: SINGER, ADLER, DURKOPP, NECHI MACHINES  
JUKI, CONSEW, PFAFF, CHANDLER



513-1  
ZIPPER GUIDE

SIZE
1"
1-1/8"
1-1/4"
1-3/8"
1-1/2"



ZIPPER TENSION  
513-8



RAISED  
THROAT PLATE  
513-2



RAISED  
FEED DOG  
513-3



LIFTING PRESSER  
FOOT  
513-5




BINDER VIBRATING FOOT  
513-4

# 513-111 BINDING & ZIPPER SEWING ON GUN CASE


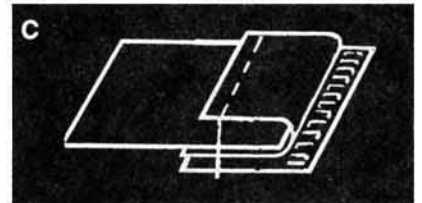
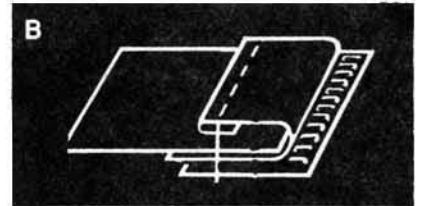
## SINGLE NEEDLE WITH LIFTING AND VIBRATING PRESSER FEET

FOR: SINGER, ADLER, DURKOPP, NECHI MACHINES  
JUKI, CONSEW, PFAFF, CHANDLER



455-11

460-11



BINDER  
THROAT PLATE  
513-111-2



BINDER  
FEED  
DOG  
513-111-3




LIFTING FOOT  
513-111-4



VIBRATING FOOT  
513-111-5

ZIPPER TENSION  
BRACKET  
513-111-6



ALL RIGHTS RESERVED 1993

# 514 BINDING & WELTING ON 111W & 211W, CONSEW, JUKI

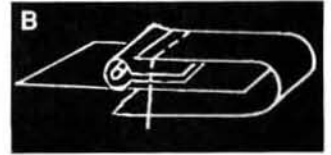
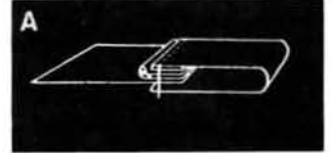
455-11  
BINDER BRACKET

200246  
SCREW

225708  
SPRING




514-11  
SWING BRACKET



## 515C RAW EDGE BINDING & WELTING

455-11  
UP & DOWN  
ADJUSTABLE BRACKET



455-11  
BINDER SLIDE



515C-1  
SWING WELT GUIDE


739-1  
SWING  
BRACKET

### SIZE

7/8"
1"
1-1/8"
1-1/4"
1-3/8"
1-1/2"
1-3/4"
2"
2-1/4"
2-1/2"

514-2  
RAISED THROAT PLATE

691  
SCREW



514-3  
FEED DOG

200106  
SCREW



514-5  
GROOVED LIFTING  
PRESSER FOOT

200074  
SCREW



514-4  
GROOVED VIBRATING  
PRESSER FOOT

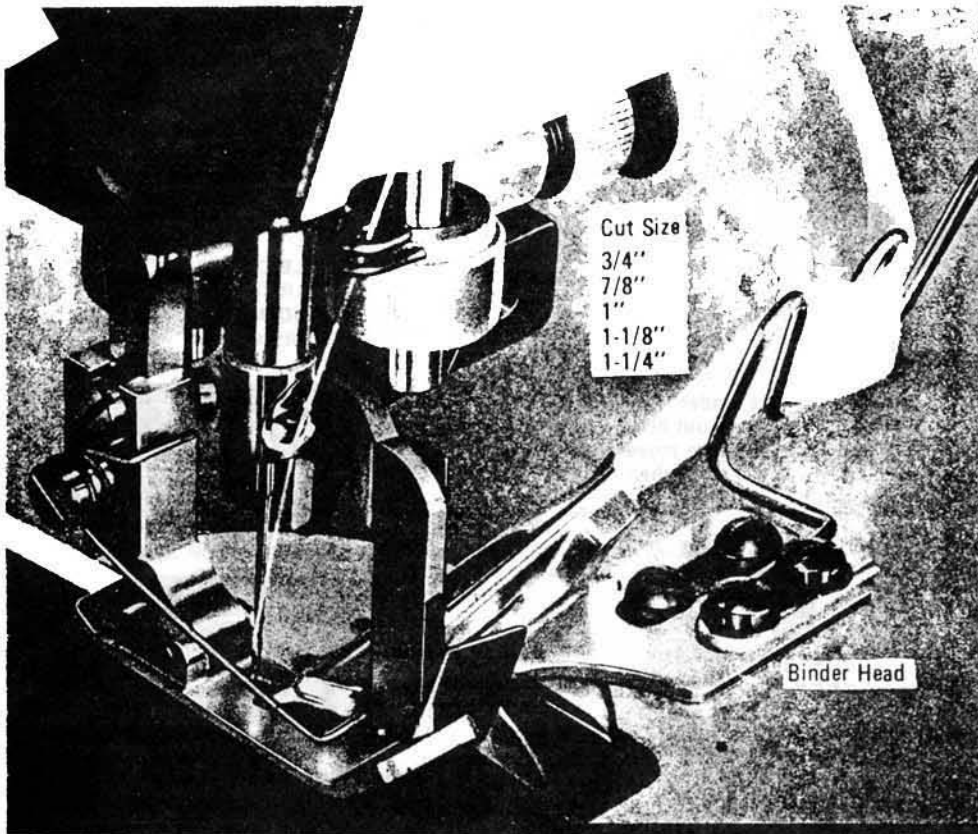
201015  
SCREW




ALL RIGHTS RESERVED 1993

# 516 TRIMMING AND BINDING OPERATION ON DLM523 JUKI

## 516 TRIMMING & BINDING ON JUKI



CLEAN FINISH TOP AND BOTTOM



RAW EDGE TOP AND BOTTOM



CLEAN FINISH TOP  
WITH RAW EDGE BOTTOM

WHEN ORDERING, STATE MAKE AND STYLE NUMBER OF MACHINE, ENCLOSE SAMPLES AND MATERIAL.

3/4" CUT SIZE	=	3/16" FINISHED SIZE
7/8" CUT SIZE	=	7/32" FINISHED SIZE
1" CUT SIZE	=	1/4" FINISHED SIZE
1-1/8" CUT SIZE	=	5/16" FINISHED SIZE
1-1/4" CUT SIZE	=	3/8" FINISHED SIZE
1-3/8" CUT SIZE	=	13/32" FINISHED SIZE
1-1/2" CUT SIZE	=	7/16" FINISHED SIZE

# 24 CLASS AN240 BINDING OPERATION

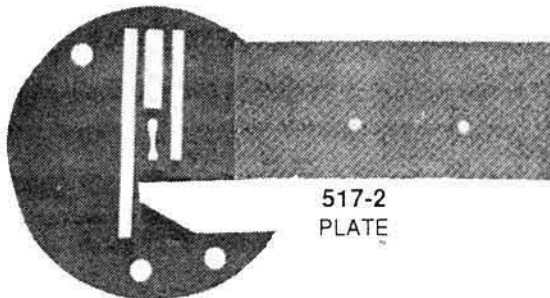
## 517 BINDING ON 24 CLASS MACHINE

BINDER HEAD

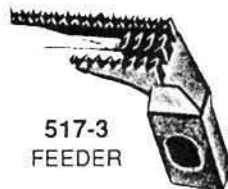


455-11  
BINDER BRACKET

5/8" CUT SIZE	=	5/32" FINISHED SIZE
3/4" CUT SIZE	=	3/16" FINISHED SIZE
7/8" CUT SIZE	=	7/32" FINISHED SIZE
1" CUT SIZE	=	1/4" FINISHED SIZE
1-1/8" CUT SIZE	=	5/16" FINISHED SIZE
1-1/4" CUT SIZE	=	3/8" FINISHED SIZE
1-1/2" CUT SIZE	=	7/16" FINISHED SIZE



517-2  
PLATE



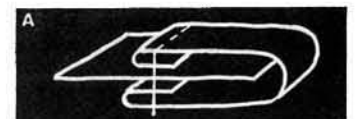
517-3  
FEEDER




517-4  
PRESSER FOOT




517-5  
HINGE BINDER FOOT



CLEAN FINISH TOP AND BOTTOM



RAW EDGE TOP AND BOTTOM



CLEAN FINISH TOP  
WITH RAW EDGE BOTTOM

WHEN ORDERING, STATE MAKE AND STYLE NUMBER OF MACHINE, ENCLOSE SAMPLES AND MATERIAL.

ALL RIGHTS RESERVED 1993



# SWING AWAY BINDER

FOR: SINGER, CENTURIAN, U.S., JUKI, CONSEW, PFAFF, BROTHER, ADLER, DURKOPP, NECHI MACHINES

## 518 RIGHT ANGLE SWING BINDER



518-1  
SWING ARM WITH PLATE

Allows tacking at start  
and completion of sewing operation.

### FINISHES:

3/4" CUT SIZE = 3/16" FINISHED SIZE  
 7/8" CUT SIZE = 7/32" FINISHED SIZE  
 1" CUT SIZE = 1/4" FINISHED SIZE  
 1-1/8" CUT SIZE = 5/16" FINISHED SIZE  
 1-1/4" CUT SIZE = 3/8" FINISHED SIZE  
 1-3/8" CUT SIZE = 13/32" FINISHED SIZE  
 1-1/2" CUT SIZE = 7/16" FINISHED SIZE

SEND US A SAMPLE OF YOUR  
OPERATION OR GARMENT AND  
WE WILL RECOMMEND A SPECIFIC  
STYLE OF BINDER TO YOU.

This binder is designed with  
a swing-out bracket to allow  
operator to move attachment  
to the side when necessary.



518-5  
COMP.  
BINDER FOOT



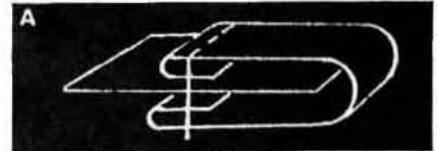
518-3  
REGULAR  
BINDER  
FOOT



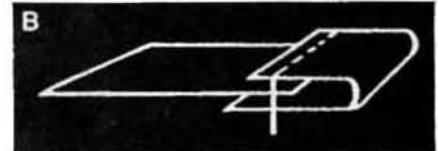
518-4  
HINGE FOOT




518-2  
FEED DOG



A  
CLEAN FINISH TOP AND BOTTOM




B  
RAW EDGE TOP AND BOTTOM



C  
CLEAN FINISH TOP  
WITH RAW EDGE BOTTOM

## 519 CLEAN FINISH TOP RAW EDGE BOTTOM

520-1  
BINDER THROAT PLATE



SEMI-FOLD BINDER 1/2"  
 SEMI-FOLD BINDER 5/8"  
 SEMI-FOLD BINDER 3/4"  
 SEMI-FOLD BINDER 7/8"  
 SEMI-FOLD BINDER 1"  
 SEMI-FOLD BINDER 1-1/8"  
 SEMI-FOLD BINDER 1-1/4"  
 SEMI-FOLD BINDER 1-3/8"  
 SEMI-FOLD BINDER 1-1/2"



519-5  
COMP.  
BINDER  
FOOT



519-2  
FEED DOG



519-4  
HINGE FOOT



519-3  
REGULAR  
BINDER  
FOOT

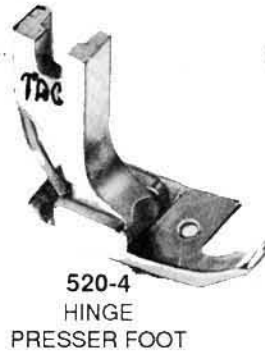
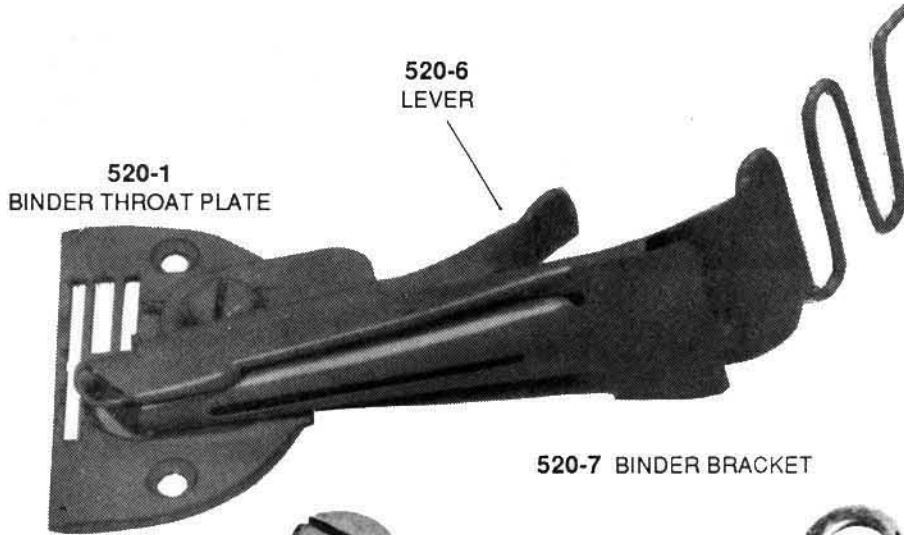
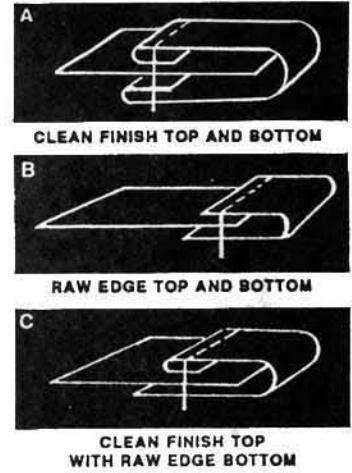
**SPECIFY SIZE  
WHEN ORDERING**

ALL RIGHTS RESERVED 1993

# 520 CLEAN FINISH TOP & BOTTOM RIGHT ANGLE BINDER

MOST POPULAR RIGHT ANGLE BINDER, WIDELY USED IN THE STITCHING INDUSTRY.


These binders are precisely and sturdily constructed for long, trouble free use.



USED IN ALL TYPES OF BINDING OPERATION. FEATERS SPRING OPENING TONGUE TO ALLOW CROSS SEAMS TO PASS THROUGH FREELY.

FOR MOST MACHINES, THESE BINDERS ARE SHIPPED WITH SPECIAL NEEDLE PLATE, FEED DOG, AND FOOT AS A COMPLETE SET. A SPECIAL COMPENSATING FOOT IS SUPPLIED AT EXTRA COST WHEN WE SEEM IT NECESSARY; OR UPON YOUR REQUEST.

520-1EX  
EXTENDED BINDER  
THROAT  
PLATE USED  
WITH UP & DOWN  
ADJUSTMENT  
BRACKET



SIZE
3/4"
7/8"
1"
1-1/8"
1-1/4"
1-3/8"
1-1/2"
1-5/8"
1-3/4"
1-7/8"
2"
2-1/8"
2-1/4"
2-1/2"

WHEN ORDERING, BE SURE TO SEND SAMPLES, MATERIAL FOR TESTING. ALSO ADVISE MAKE AND STYLE NUMBER OF MACHINE TO BE USED.

**SPECIFY "A", "B", OR "C", WHEN ORDERING**


ALL RIGHTS RESERVED 1993

# 520K BINDER AND ELASTIC INSERT FOR FITTED SHEETS

520-5  
COMPENSATING FOOT



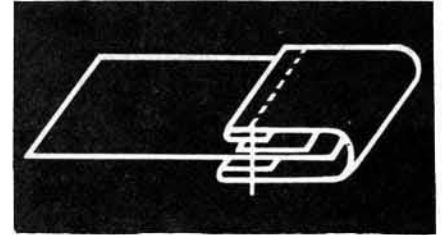

520K  
BINDER WITH PARTS



520-2  
FEED DOG

520-1  
THROAT PLATE

520KE  
ELASTIC ATTACHMENT UNIT



THIS DEVICE WAS ORIGINALLY DESIGNED  
TO INSERT AND CUT ELASTIC WHILE BINDING,  
FOR THE ENDS OF FITTED SHEETS.  
A TOUCH OF THE LEVER FEEDS THE  
ELASTIC INTO THE BINDING; A SHORT PULL  
OF THE HANDLE SEVERS THE ELASTIC!

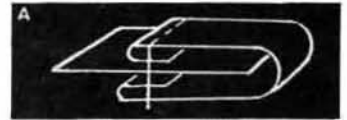
USUAL BINDING WIDTH IS AROUND 1-1/4  
INCHES, WITH 1/4 INCH WIDE ELASTIC.  
WHEN ORDERING SEND SAMPLE OF ITEM  
TO BE BOUND, BINDING AND ELASTIC. ALSO  
ADVISE MACHINE MAKE/STYLE.

**WE RUBBERIZE ALL TYPES OF FEED DOG & TEFLON PARTS**

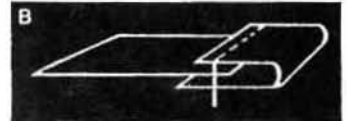
ALL RIGHTS RESERVED 1993

# 520V VIBRATING BINDER SET

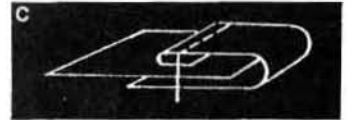
FOR ALL TYPES OF PLAIN SEWING MACHINE, ELIMINATES PUCKERING.




CLEAN FINISH TOP AND BOTTOM



RAW EDGE TOP AND BOTTOM



CLEAN FINISH TOP  
WITH RAW EDGE BOTTOM



SIZE	
1"	1-7/8"
1-1/8"	2"
1-1/4"	2-1/8"
1-3/8"	2-1/4"
1-1/2"	2-3/8"
1-5/8"	2-1/2"
1-3/4"	2-3/4"
	3"

**WE RUBBERIZE ALL TYPES OF FEED AND TEFLON PARTS**

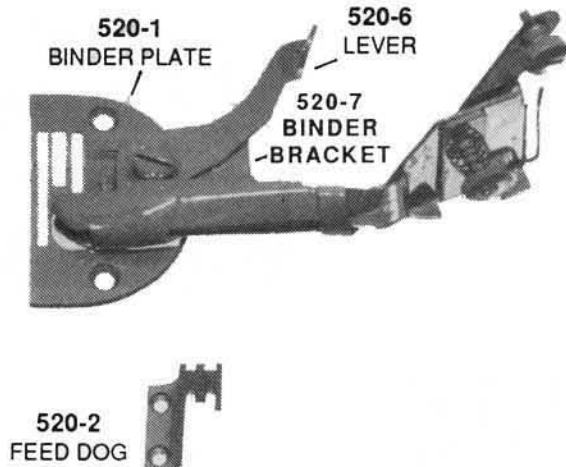
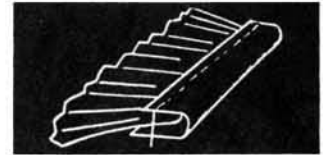
WHEN ORDERING, BE SURE TO SEND SAMPLE MATERIAL FOR TESTING. ALSO ADVISE MAKE AND STYLE NUMBER OF MACHINE TO BE USED.

ALL RIGHTS RESERVED 1993



# 521 BINDER ELASTIC

## 521 ELASTIC BINDER WITH ON AND OFF TENSION DEVICE



SIZE
1/2"
5/8"
3/4"
7/8"
1"

Tension is regulated by a simple adjusting screw. Automatically binds and gathers fabric in one sewing operation. For shower caps, lamp shades, rubber baby pants, training pants, rubber or material covers, ironing board covers, etc. Also available for other sewing machines upon request.

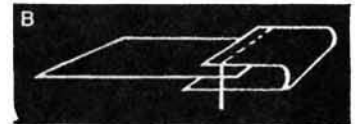
# 522 BINDER PLASTIC



CUT SIZE
5/8"
3/4"
7/8"
1"
1-1/8"
1-1/4"



CLEAN FINISH TOP AND BOTTOM



RAW EDGE TOP AND BOTTOM




CLEAN FINISH TOP WITH RAW EDGE BOTTOM



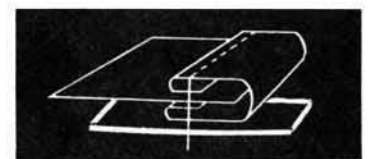
PLASTIC OR VINYL MATERIAL BINDER. BINDER IS EQUIPPED WITH OIL WICK FOR FREE FEEDING. PREVENTS STICKING OR DRAG ON BINDINGS.

# 523 TOP STITCH BINDER ON PRESSER FOOT

CAN BE USED FOR REGULAR BINDING OR JOINING PANELS AND APPLYING TRIM ON TOP OF GARMENT IN ONE OPERATION.



SIZE
7/8"
1"
1-1/8"
1-1/4"
1-3/8"
1-1/2"




STATE MAKE AND MODEL OF MACHINE AND ENCLOSE SAMPLE MATERIAL WHEN ORDERING.

ALL RIGHTS RESERVED 1993

# 524-206-206RB BINDER SET FOR CONSEW & SINGER 531-B8-BL

JUKI DNU 241, NAKAJIMA 280L

## 524-206 CLEAN FINISH BINDER



### SIZES

5/8"	1-3/4"
3/4"	2"
7/8"	2-1/8"
1"	2-1/4"
1-1/8"	2-1/2"
1-1/4"	2-3/4"
1-3/8"	2-7/8"
1-1/2"	3"
1-5/8"	3-1/4"
	3-1/2"



CLEAN FINISH TOP AND BOTTOM




RAW EDGE TOP AND BOTTOM




CLEAN FINISH TOP  
WITH RAW EDGE BOTTOM


## 524-206P CLEAN FINISH PLASTIC BINDER



## 524-206T RAW EDGE TAPE OR PLASTIC BINDER



455-11




524-206-4R  
THROAT PLATE  
REGULAR

50117  
SCREW




524-206-3  
FEED DOG

691  
SCREW



524-206-4L  
THROAT PLATE

## 524-206SW BINDER ON SWING ARM



455-11

460-11

201015  
SCREW



524-206-6  
VIBRATING  
PRESSER FOOT

200074  
SCREW



524-206-5  
LIFTING  
PRESSER FOOT

ALL RIGHTS RESERVED 1993

# 524-402 BINDER SET FOR SINGER, JUKI, PFAFF, BROTHER NEEDLE FEED MACHINES

## 524-402 RIGHT ANGLE BINDER

455-11 BINDER BRACKET



## 525-402 RIGHT ANGLE PLASTIC BINDER

455-11 BINDER BRACKET



## 526-402 RIGHT ANGLE TAPE BINDER

455-11 BINDER BRACKET



CLEAN FINISH TOP AND BOTTOM



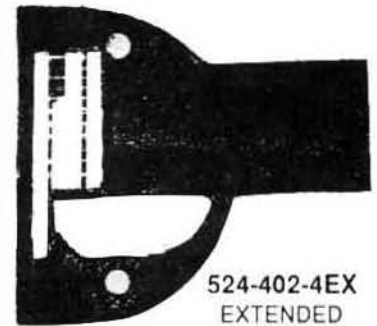
RAW EDGE TOP AND BOTTOM



CLEAN FINISH TOP WITH RAW EDGE BOTTOM

### SIZE

3/4"	1-5/8"
7/8"	1-3/4"
1"	1-7/8"
1-1/8"	2"
1-1/4"	2-1/8"
1-3/8"	2-1/4"
1-1/2"	2-1/2"



524-402-4EX  
EXTENDED  
BINDER  
THROAT PLATE

200074  
SCREW



524-700-4  
HINGED FOOT  
WITH ADJUSTABLE  
SCREW

524-402-2  
HINGED FOOT

### 402W100 BINDER SETS



524-402-3  
FEED DOG



524-402-4  
THROAT PLATE

ALL RIGHTS RESERVED 1993

# 524-700 BROTHER NEEDLE FEED BINDER SET

## 524-700 RIGHT ANGLE BINDER

455-11 BINDER BRACKET



524-700-4  
BINDER THROAT PLATE

## 525-700 RIGHT ANGLE PLASTIC BINDER

455-11 BINDER BRACKET




524-700-4  
BINDER THROAT PLATE

## 526-700 RIGHT ANGLE TAPE BINDER

455-11 BINDER BRACKET



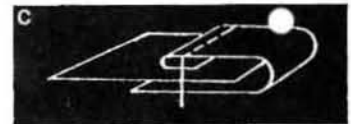
524-700-4  
BINDER THROAT PLATE



CLEAN FINISH TOP AND BOTTOM



RAW EDGE TOP AND BOTTOM



CLEAN FINISH TOP  
WITH RAW EDGE BOTTOM

### SIZE

3/4"	1-5/8"
7/8"	1-3/4"
1"	1-7/8"
1-1/8"	2"
1-1/4"	2-1/8"
1-3/8"	2-1/4"
1-1/2"	2-1/2"



524-700-5EX  
EXTENDED BINDER  
THROAT PLATE



524-700-5  
HINGED PRESSER FOOT



524-700-3  
FEED DOG



524-700-4  
PRESSER FOOT

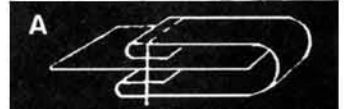

ALL RIGHTS RESERVED 1993



# 524-797-798 BROTHER 797 & 798

## 524A-797 RIGHT ANGLE BINDER

524-797-1  
BINDER THROAT PLATE



CLEAN FINISH TOP & BOTTOM




RAW EDGE TOP & BOTTOM



CLEAN FINISH TOP  
WITH RAW EDGE BOTTOM

## 524B-797 RIGHT ANGLE BINDER

RAW EDGE




### FINISHES:

3/4" Cut Size	=	3/16" Finished Size
7/8" Cut Size	=	7/32" Finished Size
1" Cut Size	=	1/4" Finished Size
1-1/8" Cut Size	=	5/16" Finished Size
1-1/4" Cut Size	=	3/8" Finished Size
1-3/8" Cut Size	=	13/32" Finished Size
1-1/2" Cut Size	=	7/16" Finished Size

## 524C-797 RIGHT ANGLE BINDER

SEMI FOLD



524-797-2  
VIBRATING FOOT




524-797-3  
LIFTING FOOT




524-797-4  
FEED DOG

# BROTHER B792 : SINGER 591E200G


## 524-B792 RIGHT ANGLE BINDER



## 525-B792 SEMI FOLD BINDER



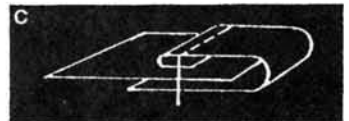
## 526-B792 RAW EDGE TAPE BINDER



CLEAN FINISH TOP AND BOTTOM




RAW EDGE TOP AND BOTTOM



CLEAN FINISH TOP WITH RAW EDGE BOTTOM

### SIZES

5/8"	1-3/4"
3/4"	2"
7/8"	2-1/8"
1"	2-1/4"
1-1/8"	2-1/2"
1-1/4"	2-3/4"
1-3/8"	2-7/8"
1-1/2"	3"
1-5/8"	3-1/4"
	3-1/2"



50117 SCREW


524-B792-4 FEED DOG



524-B792-2 PRESSER FOOT



524-B792-1 UPPER FEED



691 SCREW

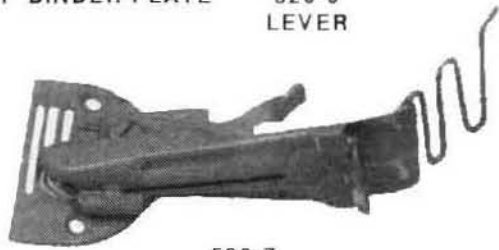
524-B792-3 THROAT PLATE

ALL RIGHTS RESERVED 1993

## 527 RIGHT ANGLE BINDER WITH CORD FILLER

527-1 BINDER PLATE

520-6  
LEVER



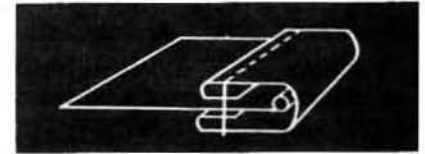
520-7  
BINDER BRACKET



527-2  
FEED DOG



527-4  
HINGED FOOT



527-5  
COMPENSATING FOOT

PLAIN SEWER

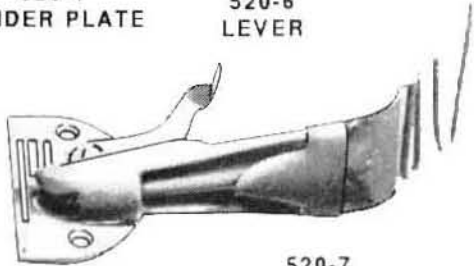
## 528 OPEN TYPE RIGHT ANGLE BINDER

USED FOR HEAVY BINDING, TERRY CLOTH AND CORDUROY.

PLAIN SEWER

528-1  
BINDER PLATE

520-6  
LEVER



520-7  
BINDER BRACKET



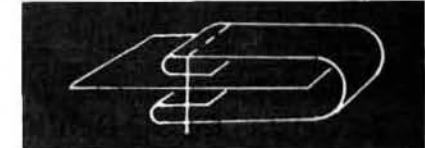
528-2  
FEED DOG



528-4  
HINGED FOOT



528-5  
COMP.  
FOOT



SIZE	
1-1/8"	1-1/2"
1-1/4"	1-5/8"
	1-3/4"

WHEN ORDERING SEND SAMPLES AND ADVISE MAKE AND STYLE NUMBER OF MACHINE.


## 528-463 BINDER SET FOR PFAFF



520-461-1  
HINGE  
PRESSER  
FOOT



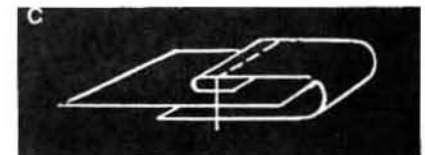

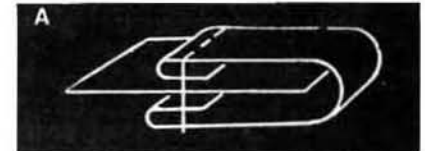
528-461-2  
FEED DOG



528-461-3  
THROAT PLATE

### CUT SIZE

3/4"  
7/8"  
1"  
1-1/8"  
1-1/4"  
1-3/8"  
1-1/2"  
1-5/8"  
1-3/4"  
2"  
2-1/8"  
2-1/4"  
2-1/2"




## 528-481;461 NEEDLE FEED BINDER SET



528-481-1  
HINGE PRESSER  
FOOT



528-481-2  
FEED DOG



528-481-3  
THROAT PLATE

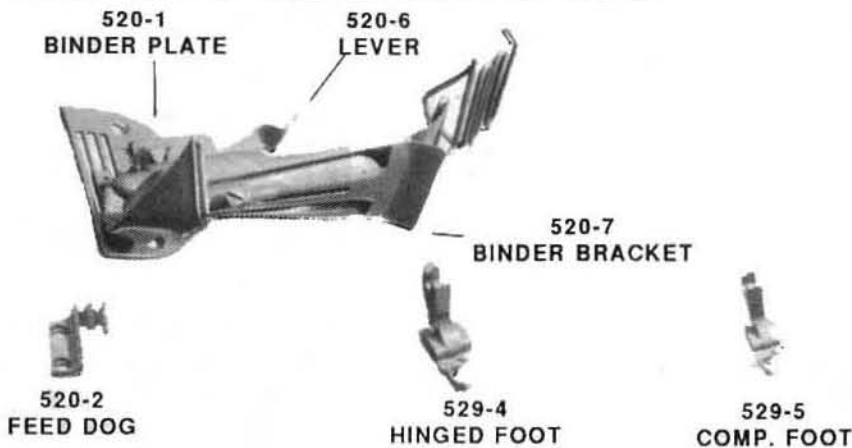
STATE MAKE AND MODEL OF MACHINE AND ENCLOSE SAMPLES AND MATERIAL WHEN ORDERING.

ALL RIGHTS RESERVED 1993

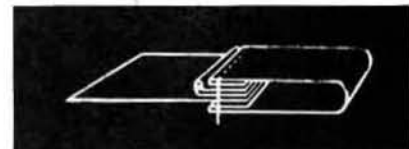
# RIGHT ANGLE BINDER

FOR: SINGER, CENTURIAN, U.S., JUKI, CONSEW, PFAFF, BROTHER, ADLER, DURKOPP, NECHI MACHINES

## 529 RIGHT ANGLE TWO TONE BINDER



SIZE
3/4"
7/8"
1"
1-1/8"
1-1/4"
1-3/8"
1-1/2"

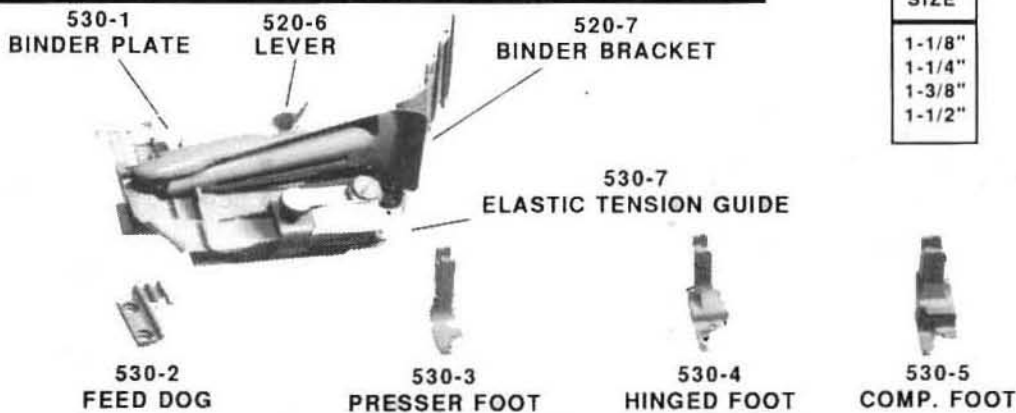


This attachment sews a binding on edges of material. Designed for use on curves and corners. For any plain Singer, Union Special or Metropolitan machines. Made to order for any other type machine.

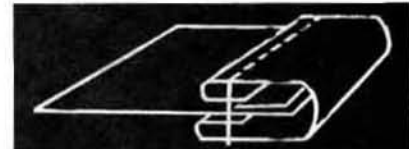
Assembled unit is supplied complete with foot, plate, feeder and trimming folder. practical on most single needle machines.

# FITTED SHEET BINDER WITH ELASTIC INSERT

## 530 FITTED SHEET BINDER WITH ELASTIC INSERT



SIZE
1-1/8"
1-1/4"
1-3/8"
1-1/2"



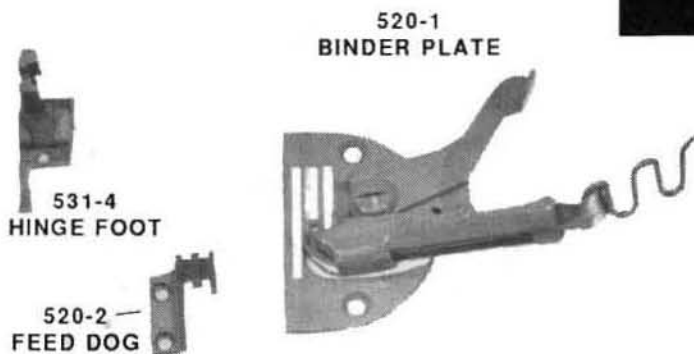
Inserting elastic in one operation for fitted sheets. Elastic tension is mounted on swing. Arm for tacking at the start and at the finished end.

# TAPE BINDER AND SWING OUT BINDER

## 531 TAPE & BRAID BINDER

(BRAID OR TAPE)

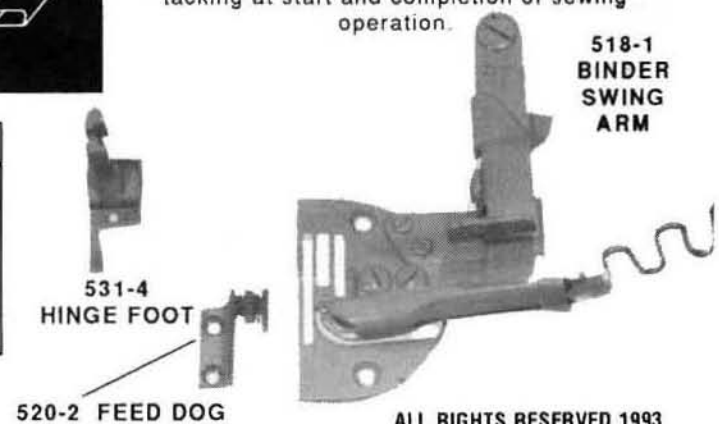
Used for sewing tapes, braids, etc. on many types of articles such as mattresses, blankets and slip covers.



size
1/2"
5/8"
3/4"
7/8"
1"
1-1/8"
1-1/4"

## 532 SWING TAPE & BRAID BINDER

Swing out Bracket that allows operator to move attachment to side when necessary. Allows tacking at start and completion of sewing operation.

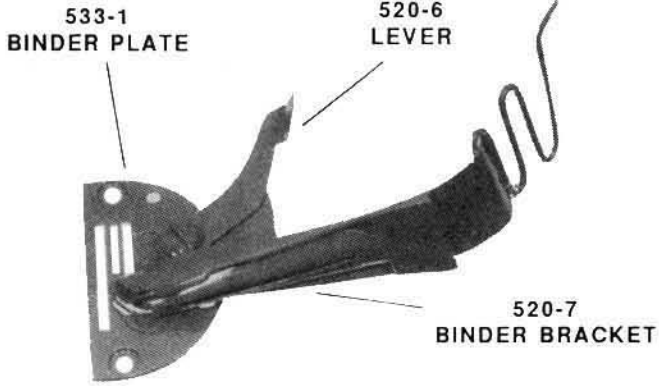


ALL RIGHTS RESERVED 1993

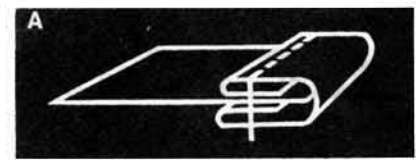


# UNION SPECIAL 61200; 61300; 63400 CLASS BINDER SET


## 533 RIGHT ANGLE COTTON BINDER



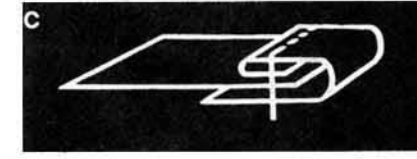
SIZE
5/8"
3/4"
7/8"
1"
1-1/8"
1-1/4"
1-3/8"
1-1/2"
1-5/8"
1-3/4"
1-7/8"
2"
2-1/8"
2-1/4"
2-1/2"



Clean Finish Top & Bottom

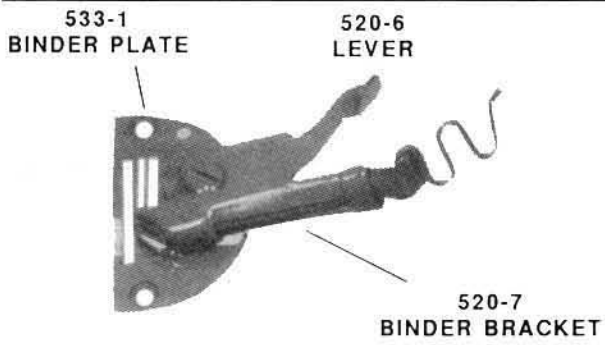


Raw Edge Top & Bottom



Clean Finish Top Raw Edge Bottom

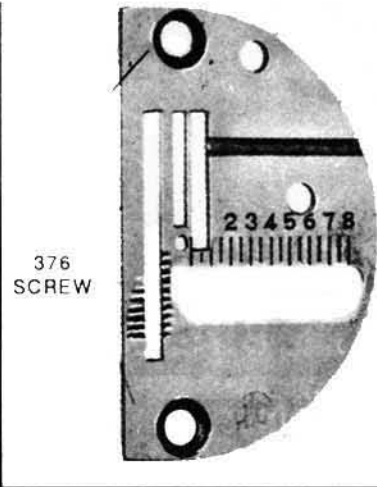
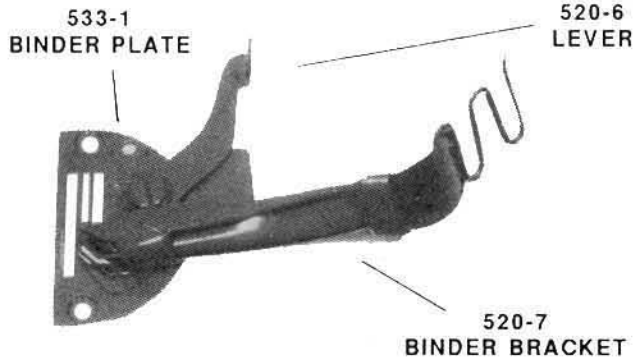
## 534 RIGHT ANGLE TAPE & PLASTIC BINDER



533-1 BINDER PLATE

533-2 FEED DOG

## 535 RIGHT ANGLE SEMI FOLDER BINDER



376 SCREW

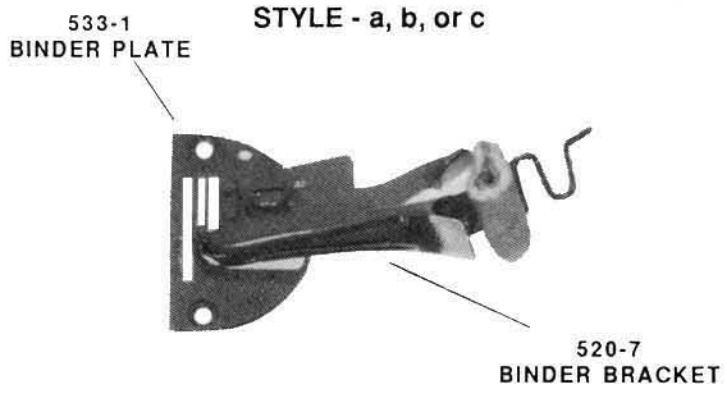


22768 SCREW



533-3 BINDER FOOT

## 536 RIGHT ANGLE PLASTIC BINDER



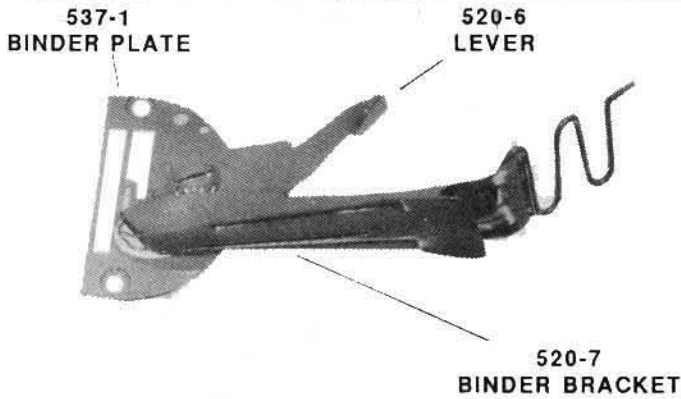
533-5 COMP. BINDER FOOT



HINGED BINDER FOOT WITH ADJUSTMENT SCREW 533-4

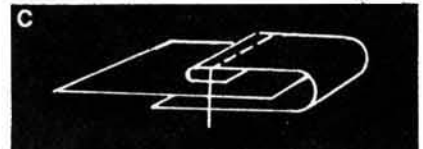
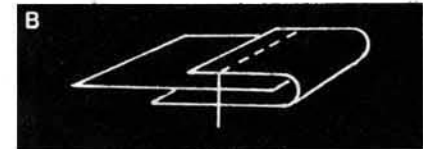
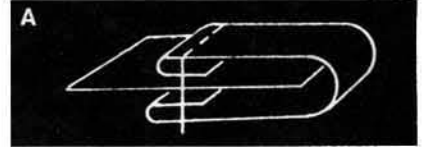
# UNION SPECIAL 61900; & 63900 BINDER SET NEEDLE FEED

## 537 RIGHT ANGLE COTTON BINDER

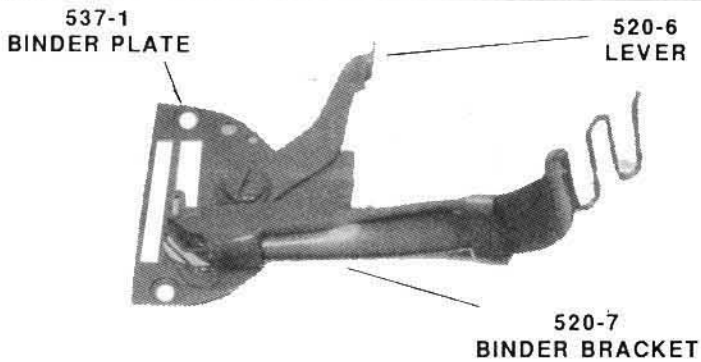


### SIZE

- 3/4"
- 7/8"
- 1"
- 1-1/8"
- 1-1/4"
- 1-3/8"
- 1-1/2"
- 1-5/8"
- 1-3/4"
- 1-7/8"
- 2"
- 2-1/8"
- 2-1/4"
- 2-1/2"

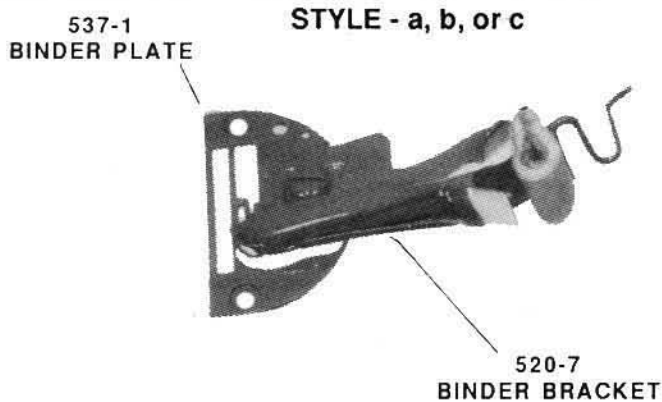


## 538 RIGHT ANGLE SEMI FOLD BINDER




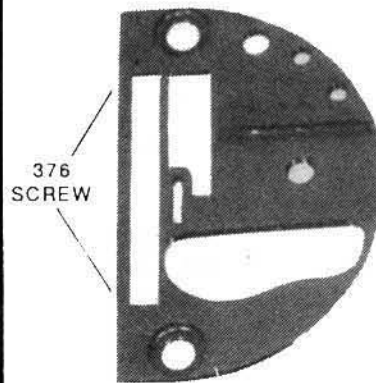
SPECIFY SIZE OF BINDER SET AND WHETHER REGULAR BINDER FOOT OR COMPENSATING BINDER FOOT IS REQUIRED.

## 539 RIGHT ANGLE PLASTIC BINDER



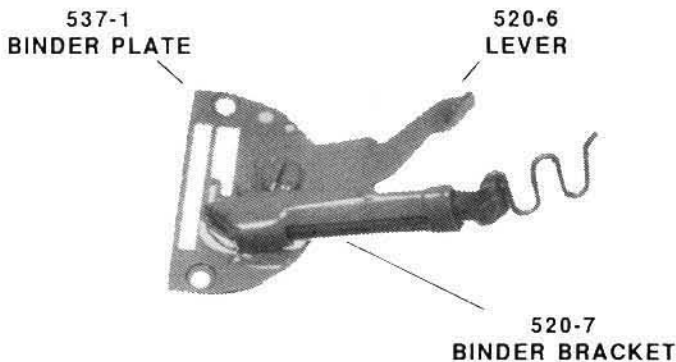
537-1  
BINDER PLATE

537-2  
FEED DOG



When ordering be sure to send samples, material for testing, and advise make and style number of machine to be used.

## 540 RIGHT ANGLE TAPE & BRAID BINDER



537-5  
COMPENSATING  
BINDER FOOT


537-4  
HINGED  
BINDER FOOT



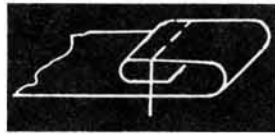
With adjusting screw

# SAFETY HEMMER

## 541 SPRING SAFETY HEMMER




543-1  
BASE BRACKET



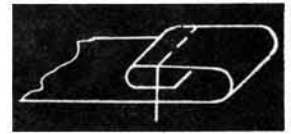
Spring Safety Hemmer 1/16"  
Spring Safety Hemmer 1/8"  
Spring Safety Hemmer 3/16"  
Spring Safety Hemmer 1/4"

## 542 PLAIN SAFETY HEMMER



543-1  
BASE BRACKET

543-2  
ATTACHMENT BRACKET




Plain Safety Hemmer 1/16"  
Plain Safety Hemmer 1/8"  
Plain Safety Hemmer 3/16"  
Plain Safety Hemmer 1/4"  
Plain Safety Hemmer 3/8"  
Plain Safety Hemmer 1/2"

# DOUBLE FOLD CLEAN FINISH BINDER

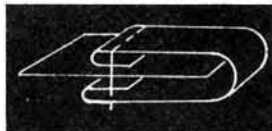
## 543 DOUBLE FOLD "C" BINDER

Double Fold Plain Binder 5/8"  
Double Fold Plain Binder 3/4"  
Double Fold Plain Binder 7/8"  
Double Fold Plain Binder 1"

543-1 BASE BRACKET



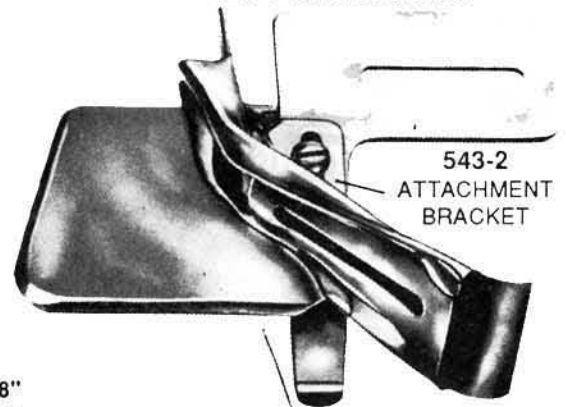
543-2  
ATTACHMENT  
BRACKET



Double Fold Plain Binder 1-1/8"  
Double Fold Plain Binder 1-1/4"  
Double Fold Plain Binder 1-1/2"

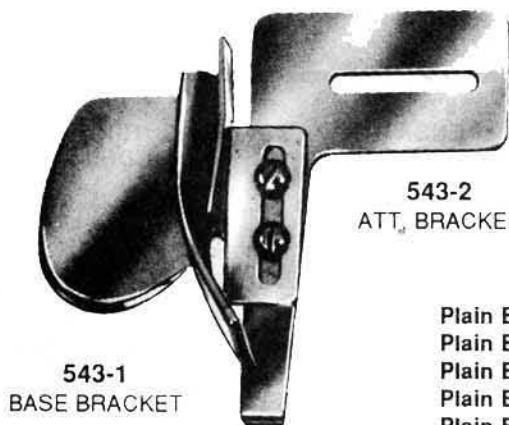
## 544 CUSTOM MADE "C" BINDER

543-1 BASE BRACKET



543-2  
ATTACHMENT  
BRACKET

## 545 PLAIN BRAID OR TAPE BINDER



543-1  
BASE BRACKET


543-2  
ATT. BRACKET

Plain Braid Binder 3/8"  
Plain Braid Binder 1/2"  
Plain Braid Binder 5/8"  
Plain Braid Binder 3/4"  
Plain Braid Binder 7/8"  
Plain Braid Binder 1"

RAW EDGE



## 545-20 BRAID & TAPE BINDER ON SWING ARM



120428  
BRACKET

ALL RIGHTS RESERVED 1993

# "C" BINDER AND STRAIGHT BINDER ON SHANK

FOR: SINGER, CENTURIAN, U.S., JUKI, CONSEW, BROTHER, DURKOPP, KANSAI SPECIAL, RIMOLDI, WILCOX & GIBBS MACHINES

## 546 CLEAN FINISH "C" BINDER ON SHANK




140390  
SCREW

564-1  
HINGE  
PRESSER  
FOOT

543-2  
ATTACHMENT  
BRACKET



543-1  
BASE BRACKET



**SIZE**

- 1/2"
- 5/8"
- 3/4"
- 7/8"
- 1"
- 1-1/8"
- 1-1/4"


## 547 RAW EDGE "C" BINDER ON SHANK

**SIZE**

- 5/8"
- 3/4"
- 7/8"
- 1"



543-2  
ATTACHMENT  
BRACKET



543-1  
BASE BRACKET

## 548 RAW EDGE BRAID OR TAPE BINDER


543-2  
ATTACHMENT  
BRACKET

689-1  
BASE BRACKET



**SIZE**

- 5/8"
- 3/4"
- 7/8"
- 1"
- 1-1/8"
- 1-1/4"



## 549 RAW EDGE BRAID OR TAPE BINDER ON SWING ARM

754-3  
ATT. BRACKET

754-4  
WASHER



754-2  
BASE BRACKET

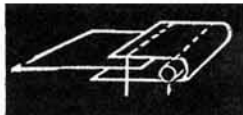
## 550 RAW EDGE BANNER BINDER WITH CORD FILLER

550-300

550-1  
GROOVED HINGED  
PRESSER FOOT



FOR SINGER & U.S. 300W, CONSEW, JUKI, KANSAI

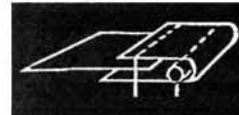


## 550 U.S. RAW EDGE BANNER BINDER WITH CORD FILLER

550US


550-US

550-US-1  
GROOVED FOOT  
FOR UNION SPECIAL




550-US-10


689



268021 FRONT SLIDE PLATE



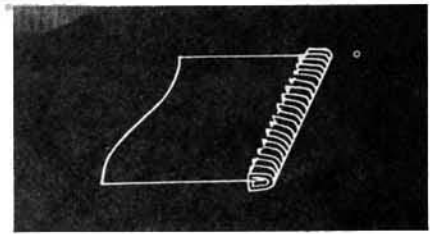

WITH SMALL WORK TABLE



WITH LARGE WORK TABLE



# 551 ELASTIC BINDER FOR MENS SUPPORTER TRUNK

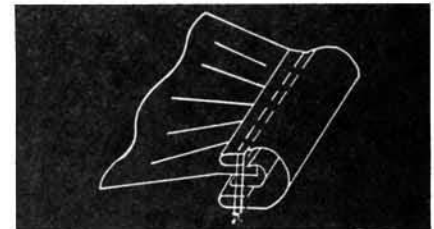
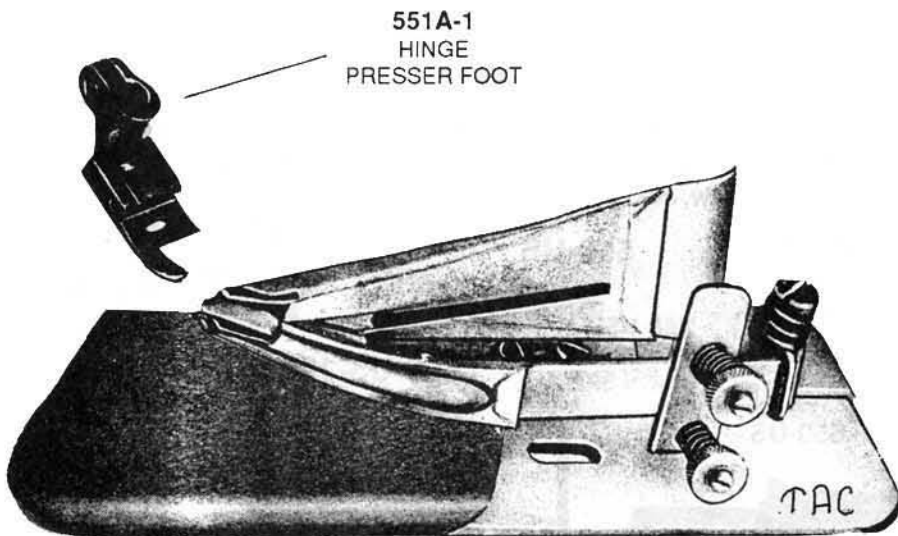


USED TO MAKE A SOFT ELASTICIZED EDGE USING A NARROW WIDTH LIVE RUBBER WHICH IS FOLDED IN HALF AND SECURED WITH AN OVEREDGE STITCHING.

OFTEN USED ON SUPPORTERS IN MEN'S TRUNKS.

WHEN ORDERING SEND SAMPLES, AND ADVISE MAKE/MODEL AND NEEDLE GAUGE OF MACHINE TO BE USED.

# 551A TRICOT AND LIVE RUBBER BINDING ON BABY PANTS ON SWING ARM



FOR BINDING THE WAIST AND LEG OPENINGS OF BABY PANTS USING (USUALLY) A TRICOT BINDING AND LIVE RUBBER.

NOTE THAT THE LIVE RUBBER IS BENT OVER THE RAW EDGE OF THE PANTY GIVING THE EDGE A SOFT FEEL!

FOR TWO NEEDLE COVER STITCH MACHINE; BUT IS AVAILABLE FOR MANY OTHER MACHINES.

WHEN ORDERING SEND SAMPLES, AND ADVISE MAKE/MODEL AND NEEDLE GAUGE OF MACHINE TO BE USED.

GROOVE IN PRESSER FOOT PROVIDED TO GUIDE EDGE OF LIVE RUBBER.

**WE RUBBERIZE FEED DOG & TEFLON COATED PARTS**

ALL RIGHTS RESERVED 1993

# 552 SHORT CURVED BINDER

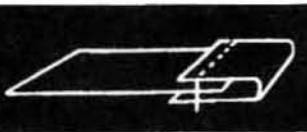
FOR: SINGER, CENTURIAN, U.S., JUKI, CONSEW, PFAFF, BROTHER, ADLER, DURKOPP, NECHI MACHINES

## 552 ON SWING ARM




552  
ON SWING ARM

739-1



### CUT SIZE

1/2"  
5/8"  
3/4"  
7/8"  
1"




552-4

552-5

552-2

552-3


## 552S ON SLIDE PLATE 552-3



455-1  
BINDER SLIDE  
PLATE

## 552L- BINDER ON SWING

STYLE - a, b, or c



RECOMMENDED  
FOR STRAIGHT  
RUNS AND  
OUTSIDE CURVES.  
FOR 111W,  
212W & 300W

FOR HEAVY WEBBING & NYLON TAPE

# BINDER "C" ON SWING ARM

## 553 RAW EDGE "C" BINDER ON SHANK

754-4  
WASHER

754-3  
ATTACHMENT BRACKET

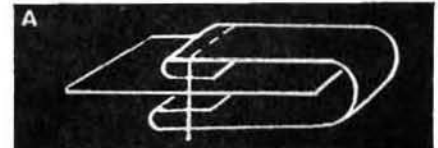


754-2  
BASE BRACKET

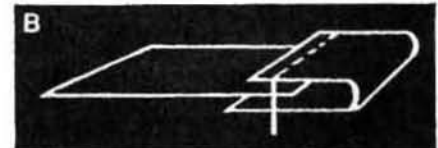
FOR:  
SINGER  
CENTURIAN  
U.S.  
JUKI  
CONSEW  
PFAFF  
BROTHER  
DURKOPP  
NECHI

### CUT SIZE

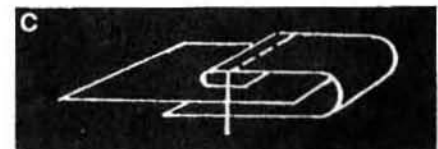
1/2"  
5/8"  
3/4"  
7/8"  
1"  
1-1/8"  
1-1/4"  
1-3/8"  
1-1/2"



CLEAN FINISH TOP AND BOTTOM



RAW EDGE TOP AND BOTTOM



CLEAN FINISH TOP  
WITH RAW EDGE BOTTOM

## 554 CLEAN FINISH "C" BINDER ON SHANK

STYLE - a or c

754-4  
WASHER

754-3  
ATTACHMENT BRACKET



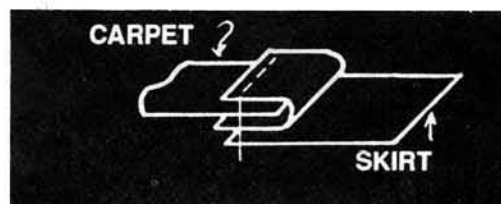

754-2  
BASE BRACKET

When ordering state make and style number of machine. Enclose samples and materials.

Equipped with an oiling unit to reduce gathering.

# 554A AUTO CARPET BINDER WITH SKIRT

FOR SINGER, CONSEW, PFAFF



This binder sews an extension under the binding while the carpet is being bound.


A heavy duty walking foot machine is recommended.

To order, please advise the cut width of the binding and the extension, also include the make/model of the machine to be used.

# 554B ELASTIC 'C' BINDER WITH TENSION FOR ZIG ZAG MACHINE



HINGE PRESSER  
FOOT  
554C-1



## SIZES

5/8'
11/16'
3/4'
7/8'
1'

# 554C STRAIGHT CURVED BINDER



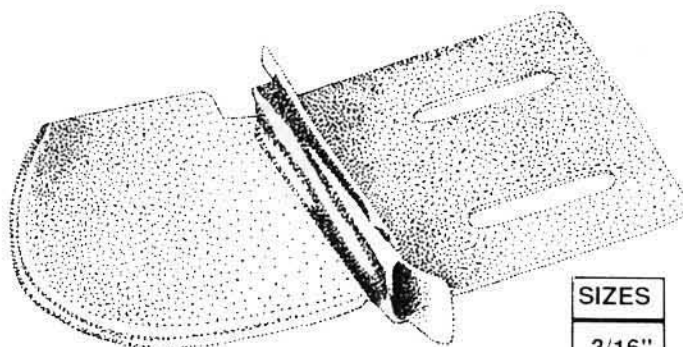
ESPECIALLY USED IN BINDING GLOVES  
FOR 153 AND 108W MACHINE

## SIZES

3/4"
7/8"
1"
1-1/8"
1-3/4"
1-3/8"
1-1/2"

# 554D STRAIGHT BINDER SET

FLAT BED MOUNT USED IN BINDING GLOVES.



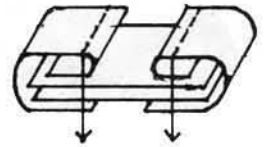

## SIZES

3/16"
1/2"
9/16"
5/8"

ALL RIGHTS RESERVED 1993

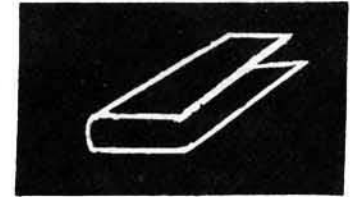

# 554D-10 LEFT AND RIGHT BINDER

FOR 300W AND U.S.MACHINE



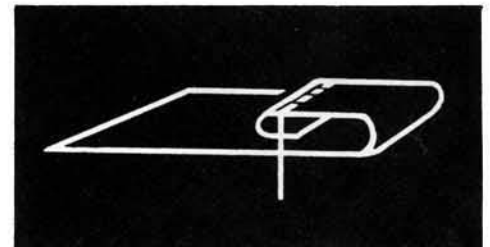

# 554D-20 BOTTOM FOLDER WITH ADJ. GUIDE

FOR 300W & US MACHINE



# 554D-30 HEAVY DUTY HEMMER

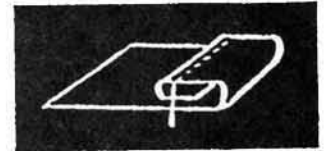

HEMMER SHOWN HERE IS PRIMARILY  
MADE FOR LONG RUN WORK ON HEAVY MATERIAL.



ALL RIGHTS RESERVED 1993



# 555 BLINDSTITCH HEMMER

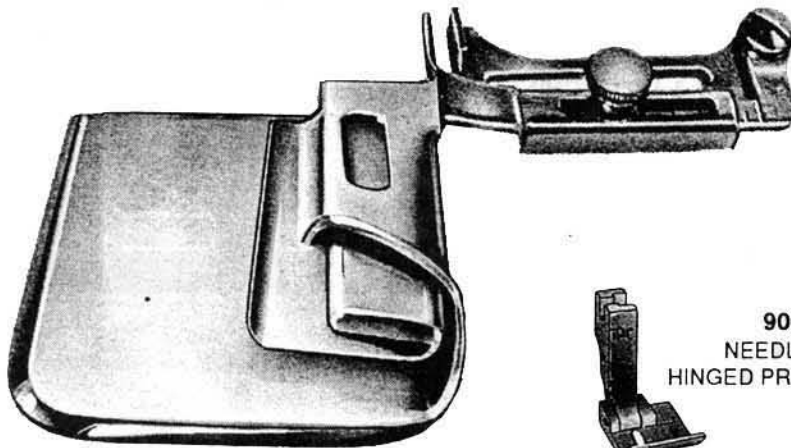


## SIZE

1/2"  
3/4"  
1"  
1-1/4"  
1-1/2"  
1-3/4"  
2"  
3"  
4"

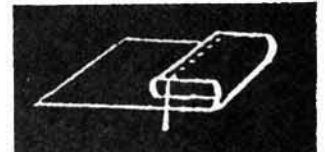
A STURDY HEMMER ON A SWING BRACKET FOR FINISHING OF SEWING OPERATION.

# 556 THREE WAY FOLD DRAPERY HEMMER



## SIZE

1/2"  
3/4"  
1"  
1-1/4"  
1-1/2"  
1-3/4"  
2"  
3"  
4"



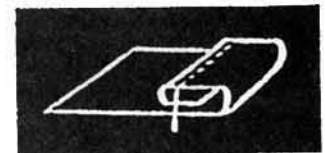
**906NF**  
NEEDLE FEED  
HINGED PRESSER FOOT



**556-1**  
HINGE  
PRESSER  
FOOT

FOR SHIRTS - WHEN TURNED - BACK SHORT SLEEVE CUFFS ARE USED;  
SHOWER CURTAINS, DRAPERIES, HOSPITAL CUBICLES, ETC. - WHERE FULL TURN - IN IS NECESSARY.

# 557A CLEAN FINISH HEMMER WITH DOUBLE ADJUSTMENT



**906NF**  
NEEDLE FEED  
HINGED PRESSER FOOT




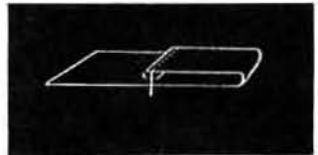
**556-1**  
HINGED  
PRESSER FOOT

## SIZE

1/2"  
3/4"  
1"  
1-1/4"  
1-1/2"  
1-3/4"  
2"  
3"  
4"

# 557 CLEAN FINISH HEMMER





THIS HEMMER IS USED EXTENSIVELY IN THE STITCHING INDUSTRY. IT HAS AMPLE ROOM FOR LIGHT AND HEAVY MATERIAL. FOR ALL TYPES OF PLAIN SEWERS



SIZE	
1/2"	2-3/4"
3/4"	3"
7/8"	3-1/4"
1"	3-1/2"
1-1/4"	3-3/4"
1-1/2"	4"
1-3/4"	4-1/4"
2"	4-1/2"
2-1/4"	4-3/4"
2-1/2"	5"

WHEN ORDERING, SPECIFY WHETHER HEMMER TO BE USED ON GARMENT WITH CROSS SEAM.

RECOMMEND 5 ROW PLATE & FEED DOG WITH WIDE HEMMING OPERATION

<p><b>557-1</b> HINGED PRESSER FOOT PLAIN SEWER</p> 	<p><b>906NF</b> NEEDLE FEED HINGE PRESSER FOOT</p> 	<p><b>557-1W</b> EXTRA LARGE HINGE PRESSER FOOT</p>  <p>140390 SCREW</p>	<p><b>557-2</b> WIDE HINGE COMPENSATING FOOT</p> <p><b>USED WITH HEAVY MATERIAL HEMMING</b></p>  <p>140390 — SCREW</p>
<p><b>557-3</b> 5 ROW THROAT PLATE</p> 	<p><b>557-4</b> 5 ROW FEED DOG</p> 	<p><b>557-6</b> 5 ROW RAISED THROAT PLATE</p> 	<p><b>557-7</b> 5 ROW RAISED FEED DOG</p> 

ALL RIGHTS RESERVED 1993

# 558 HEMMER ON SWING WITH ADAPTER

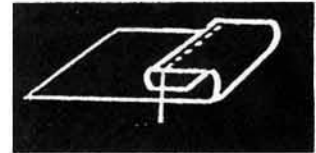
558-1

HINGED PRESSER FOOT  
PLAIN SEWER



558-2

ADAPTER BASE BRACKET



906NF  
NEEDLE FEED  
HINGED PRESSER FOOT

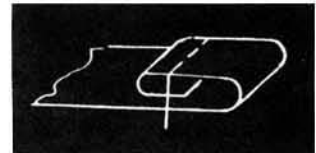

## CUT SIZES

1/2"	2-3/4"
3/4"	3"
7/8"	3-1/4"
1"	3-1/2"
1-1/4"	3-3/4"
1-1/2"	4"
1-3/4"	4-1/4"
2"	4-1/2"
2-1/4"	4-3/4"
2-1/2"	5"

WHEN ORDERING, SPECIFY WHETHER HEMMER IS TO BE USED ON GARMENTS WITH CROSS SEAMS. FOR ANY PLAIN SINGER MACHINE AND MADE TO ORDER FOR ALL OTHER TYPE MACHINES.


USED WITH HEMMER OVER 1-3/4" - 6"

# 558-221 INTERCHANGEABLE HEMMER ON SWING ARM



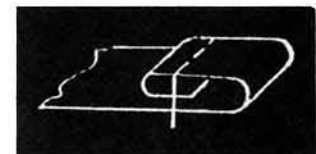
GENERALLY USED FOR SHEETS & PILLOW CASES. THE HEMMERS ARE MOUNTED ON A DOUBLE SWING ARM. THIS ENABLES THE OPERATOR TO SWING ONE HEMMER OUT, AND THEN SWING THE OTHER HEMMER IN FOR THE NEXT OPERATION.

# 558-221-1 DOUBLE HEMMER ON SWING ARM



558-221-1  
DOUBLE SWING HEMMER  
FOR BLINDSTITCH MACHINE

558-221-2  
SWING ARM

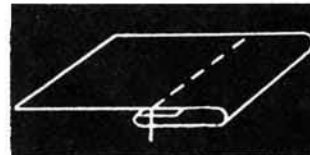



DOUBLE HEMMER ON SWING ARM  
MADE IN ALL SIZES.

AVAILABLE FOR ALL TYPES OF MACHINES

ALL RIGHTS RESERVED 1993

# 559-C DOWN TURN HEMMER



**559-1**  
HINGE PRESSER  
FOOT, PLAIN SEWER

**SIZE**

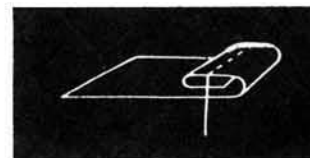

- 1/4"
- 1/2"
- 3/4"
- 1"
- 1-1/4"
- 1-1/2"
- 1-3/4"
- 2"

FOR HEMMING ALL KINDS OF WEARING APPAREL, ALSO CURTAINS AND DRAPERIES. OPERATOR CAN SWING HEMMER AWAY FROM THE FOOT FOR FINISHING THE BOTTOM HEM OF A CLOSED GARMENT.



**906NF**  
NEEDLE FEED  
HINGE PRESSER FOOT

# 560 CLEAN FINISH ROD HEMMER



**560-1**  
HINGED PRESSER  
FOOT FOR PLAIN SEWER

**SIZE**

- 1/4"
- 3/8"
- 1/2"



**906NF**  
NEEDLE FEED  
HINGE PRESSER FOOT

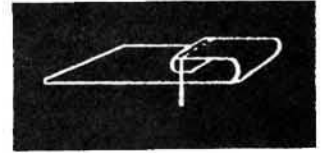

FOR NARROW HEMS AND LONG RUNS, KEEPS MATERIAL FROM TWISTING.

ALL RIGHTS RESERVED 1993





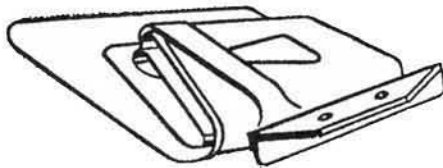
## 560A FINE SIDE HEMMER FOR FLAGS



FINE SIDE HEMMER GIVES A FINE 1/8" FINISH HEM. USED TO FINISH OFF THE SIDES ON FLAGS. FOR PLAIN SEWER.

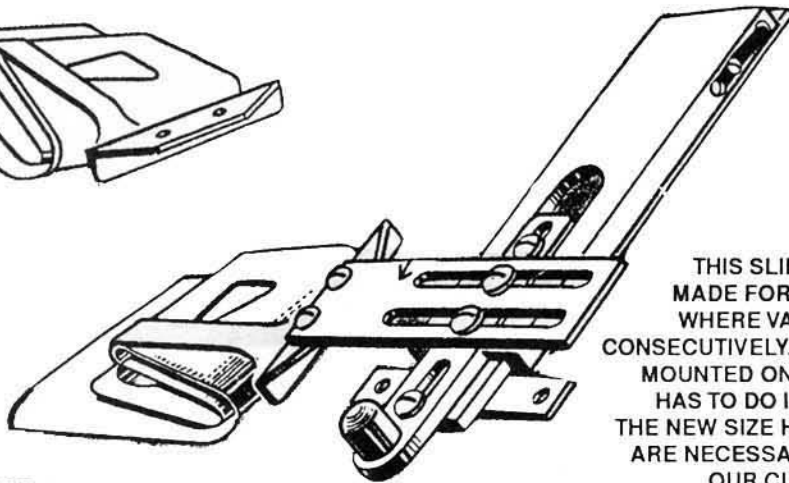
## 560B HEMMER ON SLIDE

**560B-1**  
HEMMER FOLDER AND BRACKET  
SOLDERED TOGETHER.  
UNIT ONLY.



**560B-3**  
"L" BRACKET ONLY

**560B**  
COMPLETE HEMMER  
SLIDE ASSEMBLY




**560B-1**  
HEMMER ON "L" BRACKET



**560B-2**  
SLIDE BRACKET UNIT ONLY

THIS SLIDE-OUT BRACKET WAS SPECIALLY MADE FOR THE CURTAIN AND DRAPERY TRADE WHERE VARIOUS SIDE HEMS HAVE TO BE RUN CONSECUTIVELY. BY HAVING THE VARIOUS SIZE HEMMERS MOUNTED ON CENTER SLIDES, ALL THE OPERATOR HAS TO DO IS PULL OUT THE HEMMER AND PUSH THE NEW SIZE HEMMER IN. NO FURTHER ADJUSTMENTS ARE NECESSARY. BY FINISHING ALL THE HEMS ON OUR CURTAIN OR DRAPES AT ONE TIME, EXCESS HANDLING, WITH RESULTANT LOSS OF TIME IS AVOIDED.

## 560C 2 NEEDLE SPRING TONGUE HEMMER

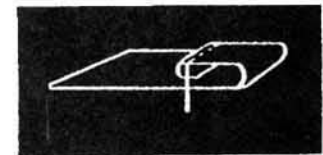


**560C-1**  
HEMMER SWING ARM

**560C-2**  
HEMMER ONLY

### SIZE

1/16"
1/8"
3/16"
1/4"

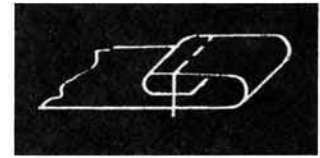



2 NEEDLE HEMMERS

DESIGNED FOR HEMMING BOTTOMS OF SLIPS, SKIRTS, SHIRTS, ETC. WITH NEAT TWO NEEDLE STITCH. SPRING TYPE ALLOWS HEAVY CROSS SEAMS TO PASS FREELY. SWING BRACKET HAS ADJUSTMENT SIDWAYS AND IN AND OUT. 112 OR 212 SINGER, 1/8", 3/16", 1/4" GAUGE.

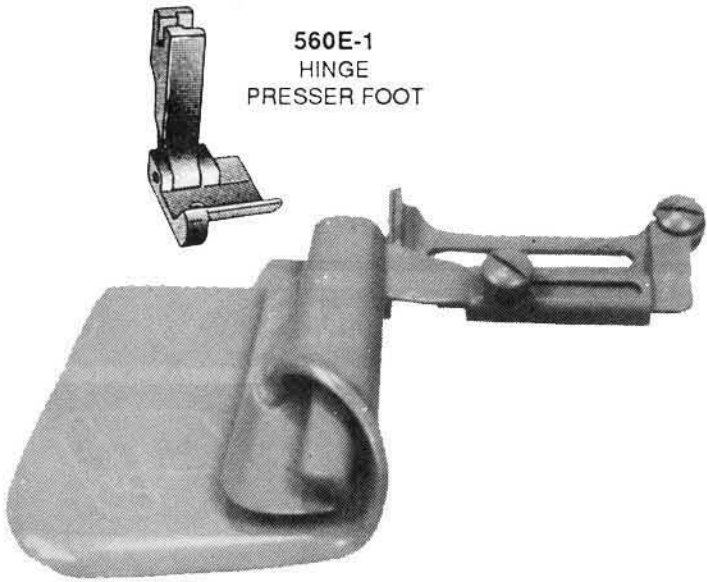
*SPECIFY GAUGE AND MACHINE NUMBER WHEN ORDERING.*

# 560D HEAVY DUTY HEMMER FOR BLIND STITCH MACHINE



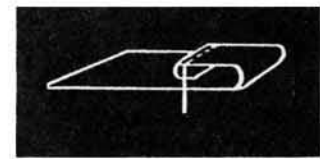
CUT SIZES
1/2"
3/4"
7/8"
1"

# 560E HEAVY DUTY HEMMER FOR PLAIN MACHINE



**560E-1**  
HINGE  
PRESSER FOOT

**906NF**  
NEEDLE  
FEED  
HINGE FOOT




SIZE
1/2"
3/4"
7/8"
1"

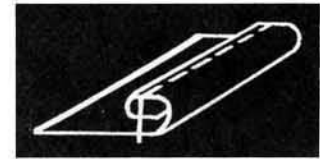
WHEN ORDERING, SPECIFY WHETHER HEMMER IS TO BE USED ON GARMENTS WITH CROSS SEAMS.

FOR ANY PLAIN SINGER MACHINE AND MADE TO ORDER FOR ALL OTHER TYPE MACHINES

# 560E-10 HEAVY DUTY SPRING ACTION HEMMER




SIZE
XXH - 3/8"
XXH - 1/2"



FOR GARMENT WITH HEAVY SEAMS AND FOR UPHOLSTERY

ALL RIGHTS RESERVED 1993

## 560F CLEAN FINISH CRINKEL METAL HEMMER

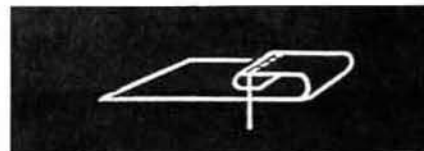


560F-1  
HINGE PRESSER FOOT  
WITH EDGE GUIDE

MADE FROM CRINKEL METAL.  
ELIMINATES DRAG ON PLASTIC  
MATERIAL.




906NF  
NEEDLE FEED  
HINGE PRESSER FOOT



SIZE	
1/2"	1"
5/8"	1-1/8"
3/4"	1-1/4"
7/8"	1-1/2"

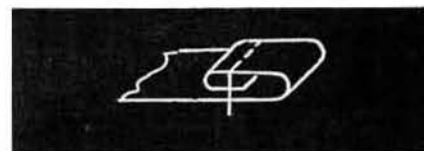
## 560G CLEAN FINISH CRINKEL METAL ROD HEMMER



FOR ALL TYPES  
OF PLAIN SEWERS.




560G-1  
HINGE PRESSER  
FOOT WITH EDGE GUIDE



SIZE
1/4"
3/8"
1/2"

## 560H DOWN TURN CRINKEL METAL HEMMER

FOR ALL TYPES OF PLAIN SEWERS.




CAN BE USED ON ALL  
PLAIN SEWING MACHINES.

SIZE
1/8"
3/16"
1/4"
3/8"
1/2"




560H-1  
HINGE PRESSER  
FOOT



## 560 I DOWN TURN CRINKEL METAL HEMMER



DOWN TURN HEMMER, FOR  
U.S. AND 300W. MADE OUT OF  
CRINKEL METAL. ELIMINATES  
DRAG ON PLASTIC MATERIAL.



SIZE
1/2"
5/8"
3/4"
7/8"
1"
1-1/4"

ALL RIGHTS RESERVED 1993

# 561 DOWN TURN POSITIVE BENT HEMMER


FOR: SINGER, CENTURIAN, U.S., KANSAI SPECIAL, RIMOLDI, RENOWN, WILCOX & GIBBS MACHINES



SIZE	
1/8"	3/4"
3/16"	7/8"
1/4"	1"
3/8"	1-1/8"
1/2"	1-1/4"
	1-1/2"

When ordering, state make and model of machine to be used.

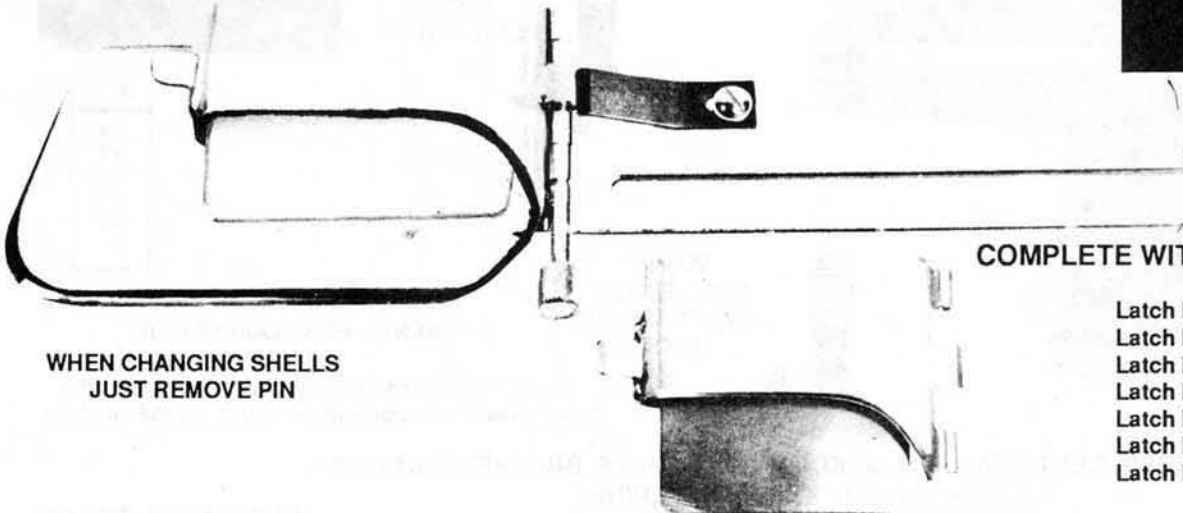
# 562A LATCH HEMMER



SIZE
1"
1-1/2"
2"
2-1/2"
3"

State make and number of machine used.  
Available as FULL TURN - IN HEMMER  
on request, at extra cost.

# 563 ADJUSTABLE STAINLESS STEEL MOUSE TRAP HEMMER



COMPLETE WITH ANY 5 SIZE SHELLS

WHEN CHANGING SHELLS  
JUST REMOVE PIN

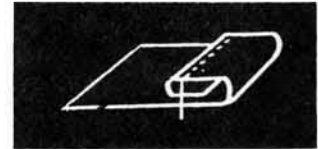
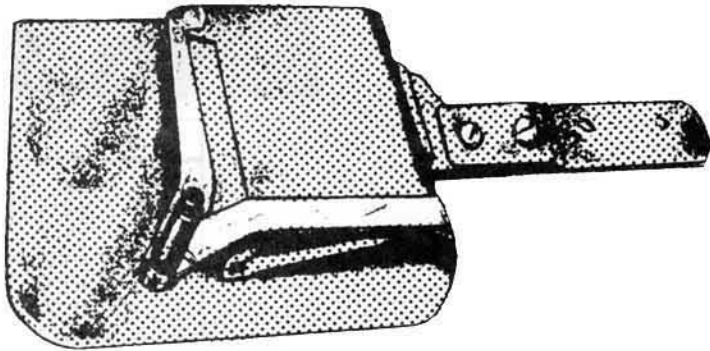
- Latch Hemmer Shell 1/2"
- Latch Hemmer Shell 1"
- Latch Hemmer Shell 1-1/4"
- Latch Hemmer Shell 1-1/2"
- Latch Hemmer Shell 2"
- Latch Hemmer Shell 2-1/2"
- Latch Hemmer Shell 3"

ALL RIGHTS RESERVED 1993



# 564 AUTOMATIC HEMMER

## 564 AUTOMATIC HEMMER



THIS ATTACHMENT IS USED TO HEM LARGE DIAMETER, CLOSED CIRCLE ITEMS SUCH AS PILLOW CASES. HEMMING IS CONTINUOUS. NO TIME IS LOST IN FINISHING OFF OR UNLOADING BECAUSE THE STARTING POINT PASSES THROUGH THIS HEMMER WITHOUT STOPPING THE MACHINE. THE FOLDER RESETS ITSELF AUTOMATICALLY FOR STARTING THE NEXT TRIM.

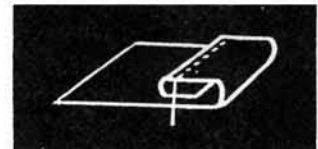
## 565 SWING OUT HEMMER WITH ADAPTOR

565-1  
ADAPTOR BRACKET



FOR FINISHING BOTTOM HEMS ON DRESSES, SKIRTS AND OTHER CIRCULAR GARMENTS.

CLEAN FINISH.



565-1  
HINGE PRESSER  
FOOT PLAIN SEWER


906NF  
NEEDLE FEED  
HINGE PRESSER FOOT



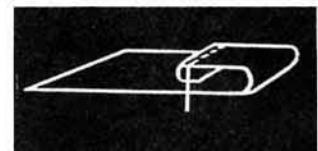
# 566 AUTOMATIC HEMMER

## 566 AUTOMATIC HEMMER

566-4  
SPRING



566-1  
HINGED  
PRESSER  
FOOT  
PLAIN SEWER



906HF  
NEEDLE FEED  
HINGE PRESSER  
FOOT

FOR HEMMING CIRCULAR GARMENTS. FOR PLAIN SEWER

### SIZE


1/4"  
3/8"  
1/2"  
5/8"  
3/4"  
1"

Greatly increases speed in hemming as starting point passes through without stopping the machine.

FOR: SINGER, CENTURIAN, U.S., JUKI, CONSEW, PFAFF, BROTHER, DURKOPP, NECHI, WILCOX & GIBBS MACHINES


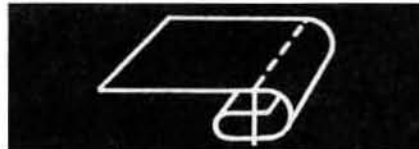
ALL RIGHTS RESERVED 1993

# 566G DOWN TURN CUFF ATTACHMENT FOR U.S. 63900M



HEMMING TROUSER BOTTOMS, JEANS AND SPORTSWEAR WITH UNION SPECIAL 63900 AMZ-900 / UJS 42800LA WITH THREAD TRIMMER

By using TAC's circular bottom hemmer, this allows you to hem bottoms in a 6 inch circle. Developed by TAC's engineering division for the stitching industry.

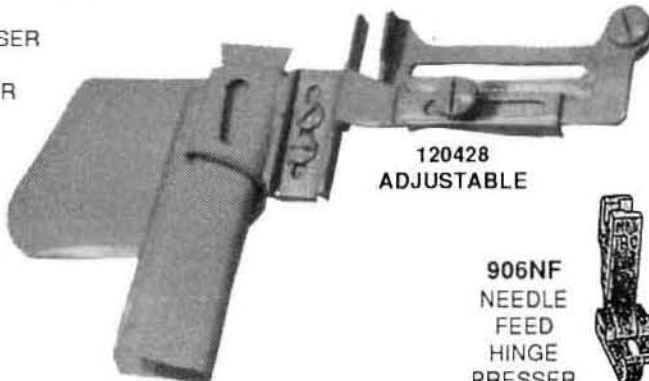


## 567 LONG CORE HEMMER

FOR: SINGER, CENTURIAN, U.S., JUKI, CONSEW, PFAFF, BROTHER, ADLER, DURKOPP, NECHI MACHINES

### 567 LONG CORE HEMMER

567-1  
HINGED PRESSER  
FOOT  
PLAIN SEWER



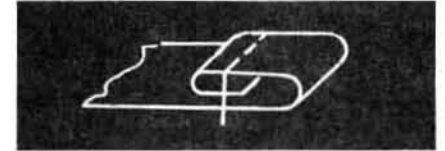
120428  
ADJUSTABLE

906NF  
NEEDLE  
FEED  
HINGE  
PRESSER  
FOOT



#### SIZES

5/8"	2"
3/4"	2-1/8"
7/8"	2-1/4"
1"	2-1/2"
1-1/8"	2-3/4"
1-1/4"	2-7/8"
1-3/8"	3"
1-1/2"	3-1/4"
1-5/8"	3-1/2"
1-3/4"	



Used for curtains, shirt fronts, sheets, pillow cases etc.

The long core provides full control at high speeds for continuous long run hemming. Clean Finish.

STATE MAKE AND MODEL OF MACHINE, AND ENCLOSE SAMPLES AND MATERIAL WHEN ORDERING

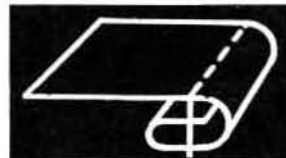
## DOWNTURN POCKET HEMMER

### 568 DOWN TURN POCKET HEMMER



#### SIZES

1/4"	7/8"
3/8"	1"
1/2"	1-1/8"
5/8"	1-1/4"
3/4"	1-1/2"


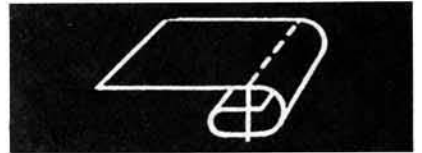


### 568A DOWN TURN POCKET HEMMER



FOR: SINGER, CENTURIAN, U.S., JUKI, CONSEW, PFAFF, BROTHER, DURKOPP, NECHI, WILCOX & GIBBS, KANSAI

# 568B DOWN TURN POCKET HEMMER

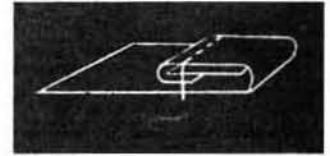



SIZE
3/8"
1/2"
5/8"
3/4"
7/8"
1"

NEW STYLE POCKET HEMMER WILL INCREASE YOUR PRODUCTION FOR U.S. AND 300W.

ALL RIGHTS RESERVED 1993

# 569 HEMMING WITH BUCKRAM FILLER



SIZE	
1/2"	1-3/4"
3/4"	2"
7/8"	2-1/4"
1"	2-1/2"
1-1/8"	3"
1-1/4"	3-1/4"
1-1/2"	3-1/2"

569-1

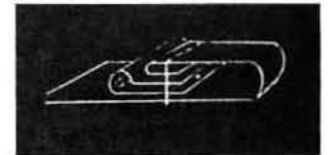


**906NF**  
NEEDLE FEED  
HINGE PRESSER  
FOOT



FOR HEMMING AND INSERTING  
BUCKRAM FILLER IN ONE OPERATION.

# 570 HEMMING WITH WELT TRIM



FOR HEMMING AND  
PIPING IN ONE OPERATION.



**570-1G**  
GROOVED HINGE  
PRESSER FOOT  
PLAIN SEWER




**906NF-G**  
GROOVED NEEDLE  
FEED HINGE  
PRESSER FOOT

ALL RIGHTS RESERVED 1993

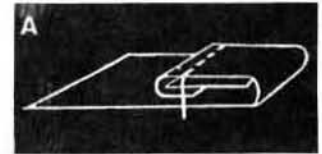


# 570-A BUTTON STAY UPTURN CLEAN FINISH HEMMER

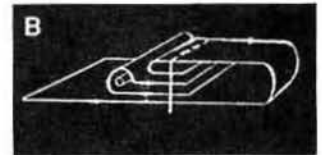
STYLE - a, b, or c




(Left Hand Model Shown)



WITH LINING



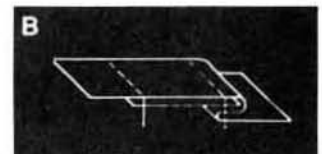
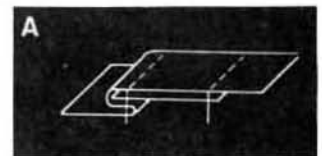

WITH CORD PIPING



WITH LACE

HINGE PRESSER FOOT  
IS AVAILABLE FOR PLAIN MACHINE.

# 570-B CENTER FRONT FOLDER FOR HEAVY FABRICS



SELF-FACING IS FOLDED OVER  
THE EDGE OF THE LINING. A  
MULTI-NEEDLE MACHINE IS  
USUALLY USED, HOWEVER A  
SINGLE NEEDLE MACHINE MAY  
BE USED IN CERTAIN CASES.

TO ORDER, ADVISE THE  
OVERALL WIDTH OF CENTER  
WANTED, WIDTH OF LINING,  
AND MAKE/STYLE NUMBER  
NEEDLE GAUGE OF MACHINE  
TO BE USED. ALSO SEND  
SAMPLE MATERIALS.


ALL RIGHTS RESERVED 1993

# 571 SNAP HEMMER

FOR: SINGER, CENTURIAN, U.S., CONSEW, PFAFF, BROTHER, ADLER, DURKOPP, NECHI MACHINES

## 571 SNAP UP HEMMER

571-4  
HANDLE



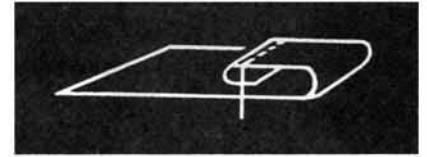
Simple press on lever snaps up top part of hem making it possible to finish hems on shorts, sleeves, pajama legs, etc.

571-2  
ATTACHMENT  
BRACKET

543-1  
BASE BRACKET



571-3  
HINGED  
PRESSER FOOT



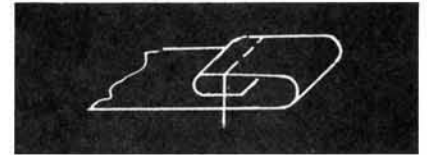
SIZE

3/8"
1/2"
5/8"

## 572 BLINDSTITCH HEMMER ON ADJ. SHANK

543-2  
ATTACHMENT BRACKET

522-1  
BASE BRACKET



SIZES

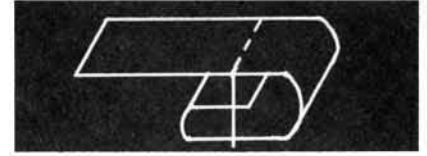

1/2"	1-3/4"	3"
3/4"	2"	3-1/4"
1"	2-1/4"	3-1/2"
1-1/4"	2-1/2"	3-3/4"
1-1/2"	2-3/4"	4"

## 572-A 300 HEMMER ON SWING ARM

SIZE


FOR 300W

1/2"	1-3/4"	3-1/2"
3/4"	2"	3-3/4"
7/8"	2-1/4"	4"
1"	2-1/2"	4-1/4"
1-1/4"	2-3/4"	4-1/2"
1-1/2"	3"	4-3/4"
	3-1/4"	5"



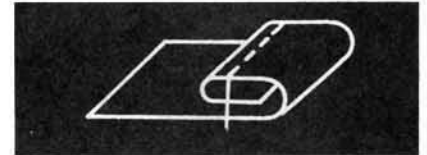
## 573 SPRING LOADED BLINDSTITCH HEMMER ON ADJ. SHANK

572-1  
BASE BRACKET



FOR ALL TYPES OF BLINDSTITCH MACHINES

Equipped with spring action to allow cross seams to pass through freely.



SIZE

3/8"
1/2"
5/8"
3/4"
1"

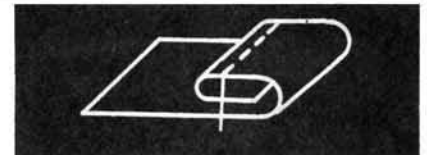
## 574 SPRING LOADED HEMMER ON HOOK GAUGE

574-1  
HINGED PRESSER FOOT

543-1 BASE BRACKET



574-2  
ATTACHMENT BRACKET



MADE IN SIZES 3/8" TO 1"

EQUIPPED WITH SPRING ACTION TO ALLOW CROSS SEAMS TO PASS THROUGH FREELY.



WITH HINGED PRESSER FOOT

FOR: SINGER, CENTURIAN, U.S., JUKI, CONSEW, PFAFF, BROTHER, ADLER, DURKOPP, NECHI MACHINES

# DENIM POCKET HEMMER

FOR: SINGER, CENTURIAN, U.S., JUKI, CONSEW, BROTHER, DURKOPP, KANSAI SPECIAL, RIMOLDI, WILCOX & GIBB MACHINES

## 575 POCKET HEMMER



### SIZE

1/4"  
3/8"  
1/2"  
5/8"

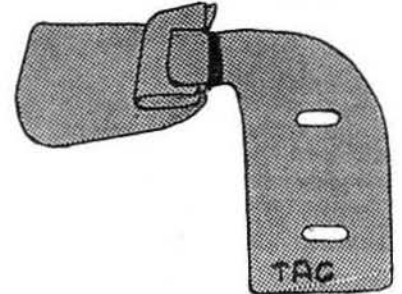
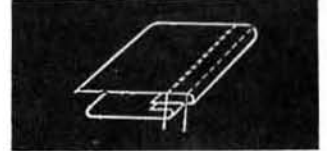


FOR HEMMING  
CURVED FRONTS  
ON FRONT  
POCKETS.

## 576 SCOOP POCKET HEMMING WITH LINING

FOR 212W

**NEW**



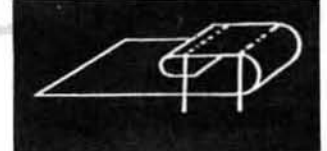
CURVED SCOOP POCKET  
HEMMING WITH LINING

## 577P POCKET HEMMER WITH SWING ARM



### SIZE

1/4"  
3/8"  
1/2"  
5/8"



FOR DOUBLE NEEDLE  
LOCK STITCH MACHINES

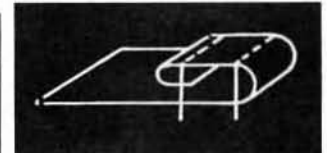
## 577PH POCKET HEMMER ON HEAVY DUTY SWING ARM



577PH-1

### SIZE

1/4"  
5/16"  
3/8"  
1/2"  
5/8"



FOR DOUBLE NEEDLE  
LOCK STITCH MACHINES

## 578 POCKET HEMMER WITH ADJ. BRACKET ON SWING

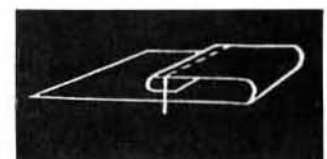


578-1  
HINGED  
PRESSER FOOT \*



### SIZE

1/8"  
3/16"  
1/4"  
3/8"  
1/2"


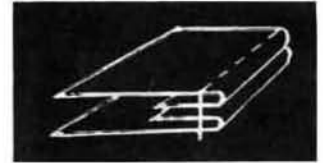


PLAIN SEWER

ALL RIGHTS RESERVED 1993

# 578-A TOP STITCH ZIPPER FLY ON JEANS

FOR NEEDLE FEED MACHINE  
TO ATTACH AND TOP STITCH ZIPPER FLYS ON JEANS

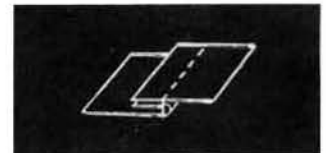



**578-A1**  
HINGED  
PRESSER  
FOOT

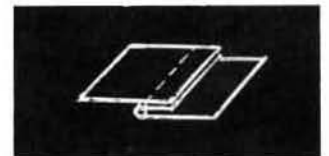


# 578-B TWO-IN-ONE FLY ATTACHMENT

FOR PLAIN SEWER



**578-B**



**578-BR**  
REVERSE

**578-B1**  
HINGED  
PRESSER  
FOOT



THIS ATTACHMENT  
DESIGNED FOR  
SEWING LINING TO THE  
FLY IN ONE OPERATION.

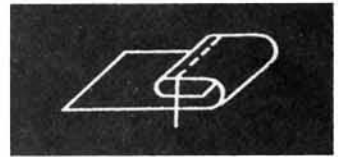

REVERSE FOR  
WOMEN'S GARMENTS.

ALL RIGHTS RESERVED 1993



# 579 FLAIR BACK CLEAN FINISH HEMMER

## 579 FLAIR BACK HEAVY DUTY HEMMER

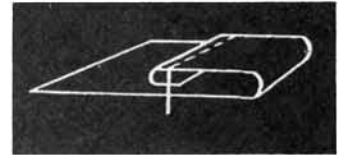


SIZE	
1/2"	1"
5/8"	1-1/4"
3/4"	1-1/2"
7/8"	1-3/4"
	2"

SINGLE AND DOUBLE NEEDLE  
LOCK STITCH AND CHAIN  
STITCH MACHINES.

FOR TERRY CLOTH, UPHOLSTERY, ONION BAG, BURLAPS, AND FEED SACKS.

## 579A FLAIR BACK HEAVY DUTY HEMMER ON SWING ARM



SIZE	
1/2"	1"
5/8"	1-1/4"
3/4"	1-1/2"
7/8"	1-3/4"
	2"

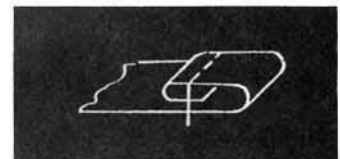

STATE MAKE AND MODEL OF MACHINES  
AND ENCLOSE SAMPLES AND MATERIAL  
WHEN ORDERING.

FOLDERS HAS FLARED BACK FOR BULKY  
MATERIALS OR SEAMS TO PASS THROUGH FREELY

## 579B FLAIR BACK HEAVY DUTY HEMMER ON SWING ARM

HEMMER HAS FLAIR ON BACK TO  
ALLOW HEAVY SEAMS TO PASS  
THROUGH WITHOUT HANGING.

PLAIN SEWER



SIZE	
1/2"	1-3/4"
3/4"	2"
1"	2-1/4"
1-1/4"	2-1/2"
1-1/2"	2-3/4"



597B-1  
HINGED  
PRESSER FOOT

PLAIN SEWER



906-NF  
NEEDLE FEED  
HINGE PRESSER  
FOOT

ALL RIGHTS RESERVED 1993

# CUSTOM DESIGNED HEMMER WITH TONGUE

## 583 NARROW HEMMER ON SWING ARM WITH TONGUE

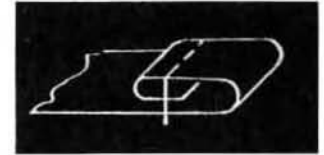
583-1  
HINGED PRESSER  
FOOT



906NF  
NEEDLE FEED  
HINGE  
PRESSER FOOT

**SIZE**

1/8"  
3/16"  
1/4"  
5/16"  
3/8"



USED MOST SUCCESSFULLY ON  
NARROW HEMS AND LONG RUNS,  
WHERE IT IS NECESSARY TO  
MAINTAIN A CLOSE MARGIN.


ELIMINATES TWISTING.

WHEN ORDERING, STATE MAKE AND STYLE NUMBER OF MACHINE.  
ENCLOSE SAMPLES AND MATERIAL.

## 584 ADJUSTABLE BASE TONGUE HEMMER

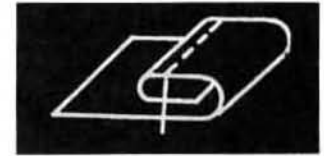
HEMMER WITH FINGER SLOT FOR EASY LOADING.

For shirts, pajamas, jeans, etc,



**SIZES**

1/2"	1-3/4"	3"
3/4"	2"	3-1/4"
1"	2-1/4"	3-1/2"
1-1/4"	2-1/2"	3-3/4"
1-1/2"	2-3/4"	4"



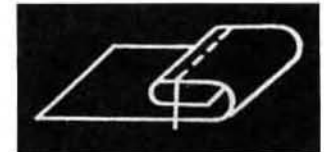
584-1  
HINGE PRESSER  
FOOT FOR  
PLAIN SEWER



906NF  
NEEDLE FEED  
HINGE PRESSER FOOT

## 585 SWING GAUGE TONGUE HEMMER

HEMMER WITH FINGER SLOT FOR EASY LOADING  
FOR PLAIN SEWER



**SIZES**

1/2"	1-1/2"	2-3/4"
3/4"	1-3/4"	3"
7/8"	2"	3-1/4"
1"	2-1/4"	3-1/2"
1-1/4"	2-1/2"	3-3/4"
		4"



585-1  
HINGE PRESSER  
FOOT  
PLAIN SEWER



906NF  
NEEDLE FEED  
HINGE PRESSER FOOT

FOR MAKING UNIFORM HEM. IT HAS EXTENDED TONGUE TO KEEP EVEN STITCH MARGIN.


ALL RIGHTS RESERVED 1993

# UP & DOWN TURN HEMMER ON SWING ARM

FOR: SINGER, CENTURIAN, U.S., JUKI, CONSEW, BROTHER, DURKOPP, KANSAI SPECIAL, RIMOLDI, WILCOX & GIBBS MACHINES

SINGLE AND DOUBLE NEEDLE LOCK STITCH AND CHAIN STITCH MACHINES


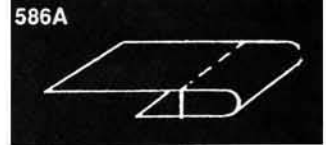
## 586 DOWN TURN FELLER ON SWING ARM




120428

752-2  
BASE BRACKET

SIZE	
1/4"	1"
3/8"	1-1/8"
1/2"	1-1/4"
5/8"	1-1/2"
3/4"	1-5/8"
7/8"	1-3/4"
	2"



## 587 UP TURN FELLER ON SWING ARM




120428

752-2  
BASE BRACKET

SIZE	
1/4"	1"
3/8"	1-1/8"
1/2"	1-1/4"
5/8"	1-1/2"
3/4"	1-5/8"
7/8"	1-3/4"
	2"



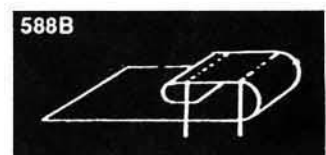
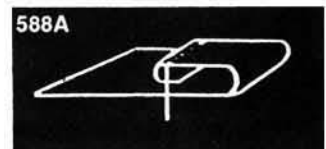
## 588 UP TURN HEMMER ON SWING ARM



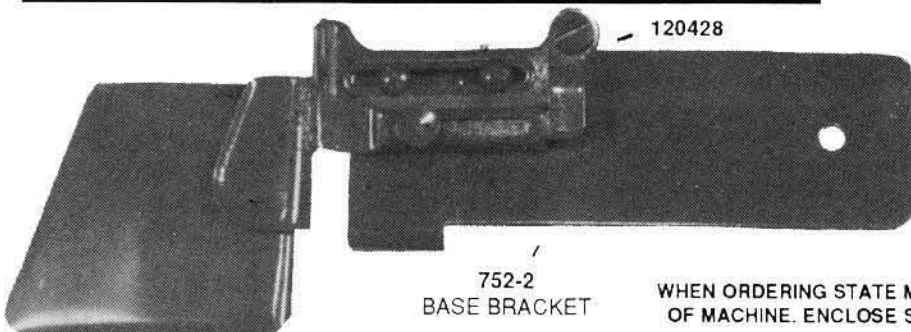
120428

752-2  
BASE BRACKET

SIZE	
1/4"	1-3/4"
3/8"	1-3/8"
7/16"	1-1/2"
1/2"	1-5/8"
5/8"	1-3/4"
3/4"	2"
7/8"	2-1/4"
1"	2-1/2"
1-1/8"	2-3/4"
	3"




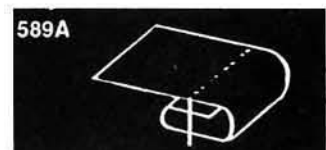
## 589 DOWN TURN HEMMER ON SWING ARM



120428

752-2  
BASE BRACKET

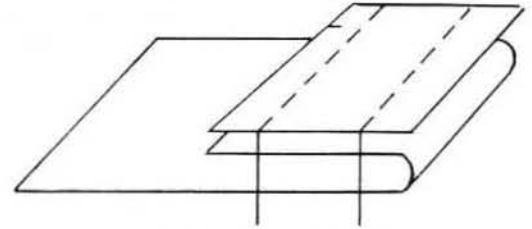
SIZE	
1/4"	1-3/8"
3/8"	1-1/2"
7/16"	1-5/8"
1/2"	1-3/4"
5/8"	2"
3/4"	2-1/4"
7/8"	2-1/2"
1"	2-3/4"
1-1/8"	3"
1-1/4"	



WHEN ORDERING STATE MAKE AND STYLE NUMBER OF MACHINE. ENCLOSE SAMPLES AND MATERIAL.

ALL RIGHTS RESERVED 1993

# 587-UT UP FELLER TUBE ON TOP

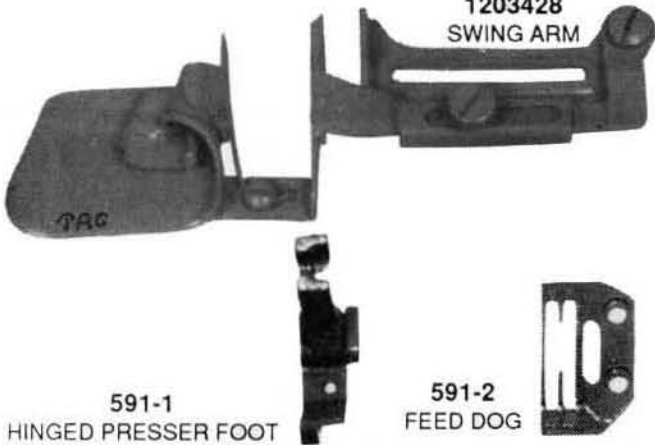


UP FELLER WITH WEBBING  
TUBE ON TOP FOR  
112 & 212W MACHINE  
AND ALL OTHER DOUBLE  
NEEDLE MACHINES

# SHIRT TAIL HEMMER SPRING ACTION

## 591 SHIRT TAIL HEMMER

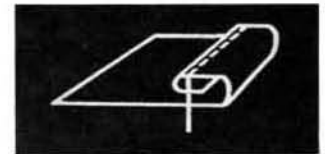
1203428  
SWING ARM



591-1  
HINGED PRESSER FOOT

591-2  
FEED DOG

591-3  
THROAT PLATE



### SIZES

1/8"	(3.2 MM)
3/16"	(4.8 MM)
1/4"	(6.4 MM)
3/8"	(9.5 MM)
1/2"	(12.7 M)

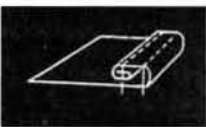
CROSS SEAMS CAN PASS THROUGH THIS HEMMER WITH EASE DUE TO A SPECIAL SPRING. MADE WITH FOOT, FEED DOG AND SWING AWAY BRACKET FOR EASY FINISHING.

# CURTAIN HEMMER

FOR METROPOLITAN, U.S. MACHINE, KLING LINE, RIMOLDI, WILCOX & GIBBS, SINGER

## 592 CURTAIN HEMMER

## 593 DOWN TURN ROLL HEMMER



120428  
SWING ARM

SIZES		
1/2"	1-3/4"	3"
3/4"	2"	3-1/4"
1"	2-1/4"	3-1/2"
1-1/4"	2-1/2"	3-3/4"
1-1/2"	2-3/4"	4"

AVAILABLE ON EITHER SINGLE OR DOUBLE NEEDLE MACHINE.



593-1  
SWING UNIT ONLY

FOR 560B SLIDE FOR HEMMING ON METROPOLITAN MACHINE.

FOR HEMMING ALL TYPES OF CURTAINS AND DRAPERIES.

For hemming curtain and all translucent materials. The usual 1/4" underturn of the hem is double rolled so no raw edge can show.


ALL RIGHTS RESERVED 1993



# SHORT SWING HEMMER

FOR: SINGER, CENTURIAN, U.S., KANSAI SPECIAL, RIMOLDI, RENOWN, WILCOX & GIBBS MACHINES.

## 594 SHORT HEMMER ON SWING



594-1  
BASE SWING ARM

SIZE
1/4"
3/8"
1/2"



For use across seams and uneven surfaces which pass through without jamming or tearing.

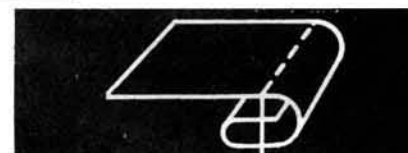
# DOWN TURN SHORT SWING HEMMER

## 595 DOWN TURN SHORT HEMMER ON SWING



595-1  
BASE SWING ARM

SIZE
1/4"
3/8"
1/2"
5/8"



FOR DENIM, TERRY CLOTH  
BURLAP BAGS, CANVAS, ETC.

# PILLOW CASE HEMMER

## 596 HEMMER ON SWING ARM


596-1  
HINGED  
PRESSER  
FOOT



120428  
SWING  
ARM

## 597 SPLIT HEMMER

597-2 ATTACHMENT SWING ARM



597-1  
BASE BRACKET

SPLIT TYPE PILLOW AND SHEET HEMMER  
FOR FINISHING OPERATION.

## 598 HEMMER ON STATIONARY SHANK



PLAIN SEWER


SIZE	1"	2"	3"
	1-1/4"	2-1/4"	3-1/4"
	1-1/2"	2-1/2"	3-1/2"
	1-3/4"	2-3/4"	3-3/4"
		4"	



598-1  
ATTACHMENT BRACKET

## 599-600 TWO IN ONE COMBINATION SHEET HEMMER

599-2 ATTACHMENT BRACKET



599-1  
BASE BRACKET

SIZES
FOR 1" AND 3"
FOR 1" AND 4"

600-2 ATTACHMENT BRACKET




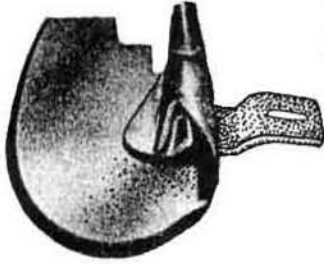
600-1  
BASE BRACKET

Available for all types of machines.

FOR SIDE HEMMING AND TOP HEMMING ON SHEETS

## 601A "HAND ROLLED" HEMMER


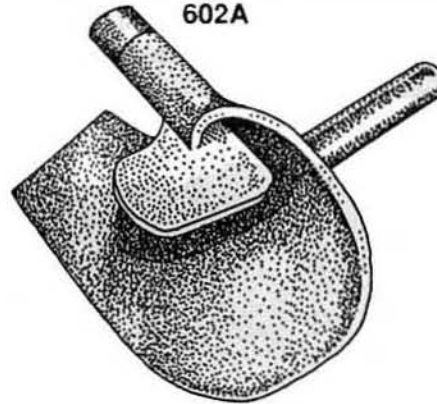
601A



usually used on Union Special 150-15, Singer 9HR2, Con sew 221, U.S. Blindstitch 99PR and similar blindstitch machines.

## 602A "BOOK SEAM" FOLDER

602A




Usually used on U.S. Blindstitch 99BS, Union Special 150-9, Singer 9PE2, and Con sew 221.

## 603-1 DOWN TURN ROLL HEMMER

603-1  
PRESSER FOOT

603 DOWN TURN HEMMER



543-1  
BASE BRACKET

WILL GIVE A TRIPLE FOLD ON SHEER OR TRANSPARENT MATERIALS WITH FRAYED EDGES, PRODUCE A FINE LINE.



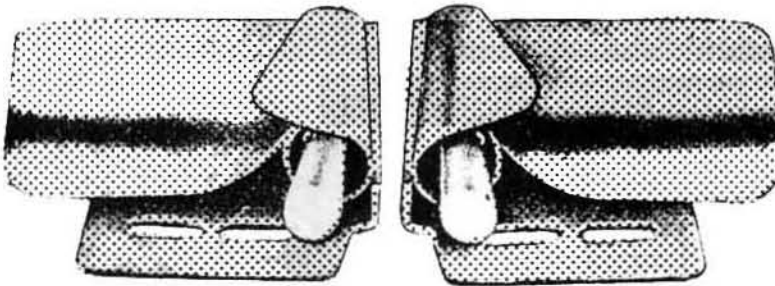
SIZE

1/16"  
1/8"  
3/16"  
1/4"

When ordering, state make and style number of machine. Enclose samples and material.

543-2 ATTACHMENT BRACKET

## 604 ROLL HEMMER (BARREL)



SIZE

1/16"  
1/8"  
3/16"  
1/4"

For very fine rolled hems on curtains. Made in pairs for Metropolitan and other Double Needle Machines.

State make and model of machine when ordering. Submit samples and material.

604-1 ATTACHMENT BRACKET

USED IN CONJUNCTION WITH PRE-FOLDERS



## 605 DOWN TURN AUTOMATIC HEMMER



LEFT

RIGHT

605-1  
ATTACHMENT BRACKET

USED FOR AUTOMATIC OPERATION ON CONTINUOUS RUN.

Individual hemmers (left or right) are available for use with single needle machines.

ALL RIGHTS RESERVED 1993

# AUTOMATIC LAP SEAM ATTACHMENT

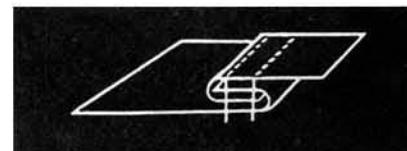
FOR: SINGER, CENTURIAN, U.S., KANSAI SPECIAL, RIMOLDI, RENOWN, WILCOX & GIBBS MACHINES

## 606 AUTOMATIC LAP SEAM ATTACHMENT



### SIZE

1/4"  
3/8"  
1/2"  
3/4"  
7/8"  
1"



Used for automatically controlled machines in sewing towels and flags, on double needle machine.

# AUTOMATIC SIDE UP TURN HEMMER

## 607 AUTOMATIC SIDE UP TURN HEMMER



### SIZE

1/2"  
3/4"  
1"  
1-1/4"  
1-1/2"  
1-3/4"  
2"  
2-1/4"  
2-1/2"




This hemmer shown is made primarily for long runs. For side hemming on napkins, towels, etc.

# AUTOMATIC SIDE DOWN TURN HEMMER

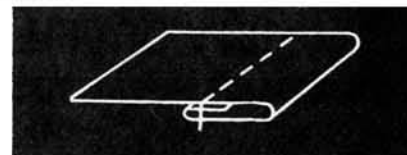
## 608 AUTOMATIC SIDE DOWN TURN HEMMER

608-1  
BASE BRACKET



### SIZE

1/4"  
1/2"  
3/4"  
1"  
1-1/4"  
1-1/2"  
1-3/4"  
2"



Down turn hemmer for long runs on napkins, handkerchiefs, table linen, flag, etc.

State make and model of machine and enclose samples and material when ordering.

ALL RIGHTS RESERVED 1993


# YOKE ATTACHMENT

FOR: SINGER, CENTURIAN, U.S., JUKI, CONSEW, PFAFF, BROTHER, ADLER, DURKOPP, NECHI MACHINES

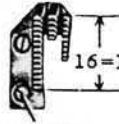
**609-1**  
HINGED COMP.  
PRESSER FOOT



## 609 YOKE ATTACHMENT



**609-5**  
FEED DOG



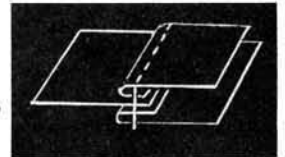
50117AL  
SCREW

**609-6**  
THROAT  
PLATE

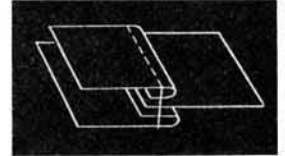


691F  
SCREW

691F  
SCREW



RIGHT



LEFT

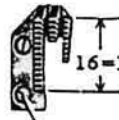
This attachment can be used for setting waistbands on skirts, or sewing single and double yokes on skirts, pajamas, and blouses.

## 609-10 ADJUSTABLE YOKE ATTACHMENT

**609-1**  
HINGED  
COMP. FOOT



**609-5**  
FEED DOG



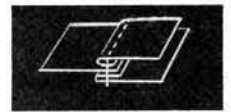
50117AL  
SCREW

**609-6**  
THROAT PLATE




691F  
SCREW

691F  
SCREW




RIGHT



LEFT

## GORE HEMMING ATTACHMENT

### 610 GORE HEMMING



**610-1**  
HINGED  
PRESSER FOOT  
PLAIN SEWER

**906NF**  
NEEDLE FEED  
HINGE PRESSER FOOT



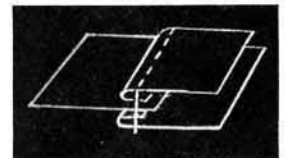

RIGHT



LEFT

For joining yoke to shirt front. Also used for making belts or gore hemming. Two ply of material is fed from the left. Top ply is turned down and bottom ply is turned up. The third ply is fed from the right and is inserted between the other two for a clean finish.

## 611A BAG CLOSING GORE HEMMER



HEAVY DUTY BAG CLOSING  
GORE HEMMER FOR U.S. & SINGER

ALL RIGHTS RESERVED 1993



# HEMMER FALSE CUFF DOWN TURN

## 613 FALSE CUFF ATT. DOWN TURN

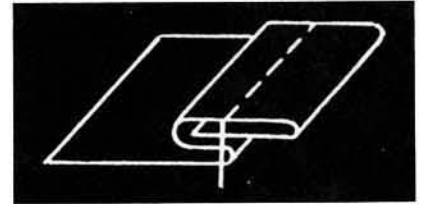
Can be used with or without interlining



**906NF**  
NEEDLE FEED  
HINGE  
PRESSER FOOT

**543-1**  
BASE BRACKET

SIZE
7/8"
1"
1-1/8"
1-1/4"
1-3/8"
1-1/2"
1-3/4"



**140390**  
SCREW



**613-1**  
HINGE PRESSER FOOT  
PLAIN SEWER


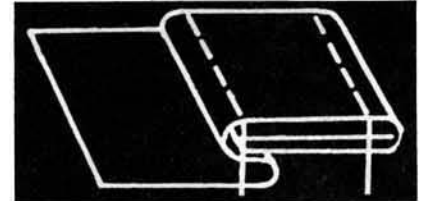
Short sleeve cuffs made in one operation. Produces flat finish, eliminates pressing. Practical on most single needle machines. Also available on two needle machines when eliminating use at right needle.

FALSE CUFF ATTACHMENT, DOWN TURN FOR PLAIN SEWER

## 614 IMITATION SHIRT FRONT CUFF ATT. (LEFT)

LEFT

FOR: SINGER, CENTURIAN, KANSAI, SPECIAL, UNION SPECIAL, RIMOLDI, JUKI, WILCOX & GIBBS CHAIN STITCH MACHINES



**689-1**  
BASE BRACKET

FINISH	NEEDLES
1-1/8"	1/2"
1-1/4"	5/8"
1-1/2"	7/8"
1-5/8"	1"
1-3/4"	1-1/8"
2"	1-3/8"
2-1/4"	1-5/8"
2-1/2"	1-7/8"




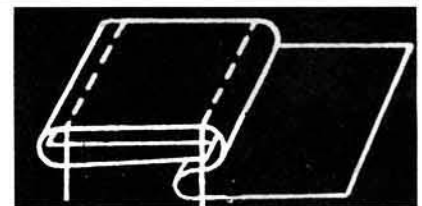
**97**  
SCREW

**614-1**  
HINGE PRESSER FOOT  
FOR U.S. 51700

## 615 IMITATION SHIRT FRONT CUFF ATT. (RIGHT)


RIGHT

SINGLE AND DOUBLE NEEDLE LOCK STITCH AND CHAIN STITCH MACHINES



**689-1**  
BASE BRACKET

When ordering, state make and style number of machine, enclose samples and material.



**97**  
SCREW  
**615-1**  
HINGE FOOT  
FOR U.S. 51700

ALL RIGHTS RESERVED 1993

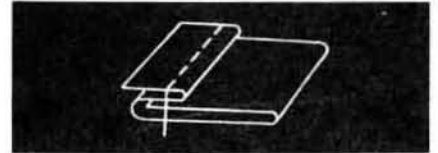
# SHORT SLEEVE CUFF ATTACHMENT UPTURN

## 616 SHORT CUFF ATTACHMENT

616-1  
HINGED PRESSER FOOT  
PLAIN SEWER



566-2  
BASE BRACKET



566-3  
ATTACHMENT BRACKET

Simulates a turned cuff on one-sided prints and patterned materials.

Used for shirt sleeves (short), pajama sleeves, pant bottoms and leg openings on men's shorts. Special models are made for many applications on sportswear and casual wear. Easy to handle

Sizes 1" - 1-1/8" - 1-1/4"



906NF  
NEEDLE FEED  
HINGE PRESSER FOOT

FOR LOCKSTITCH MACHINES

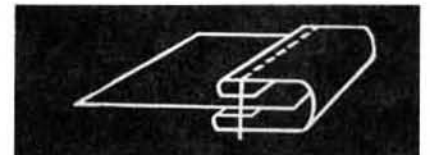

# NEW STYLE CUFF SETTING ATTACHMENT

## 617 NEW STYLE CUFF ATTACHMENT

FOR: SINGER, CENTURIAN, U.S., JUKI, CONSEW, PFAFF, BROTHER, ADLER, DURKOPP, NECHI MACHINES

STITCHING CUFF TO SHIRT AFTER CUFF IS MADE IN ONE OPERATION.  
HINGE PRESSER FOOT IS SUPPLIED WITH ATTACHMENT.

617-1  
HINGED PRESSER FOOT  
PLAIN SEWER



PLAIN SEWER



906NF  
NEEDLE FEED  
HINGE PRESSER FOOT

State make, model and needle gauge on machine when ordering. Also send samples.


ALL RIGHTS RESERVED 1993

# CUFF ATTACHMENT

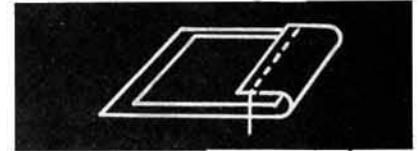
FOR: SINGER, U.S., BROTHER, JUKI, PFAFF, ADLER, DURKOPP, NECHI, CONSEW, LOCK STITCH MACHINES

618-1  
PRESSER FOOT  
PLAIN SEWER

## 618 CUFF ATTACHMENT



906NF  
NEEDLE FEED  
HINGE PRESSER FOOT




For any Plain Singer machine and made to order for all other type machines.

These attachments have been designed to speed up production on the first operation of joining a liner to a cuff. Use of these attachments insures faster operation with consistent uniformity of the finished cuff.

## 619 ADJUSTABLE CUFF ATTACHMENT

619-1  
PRESSER FOOT  
PLAIN SEWER



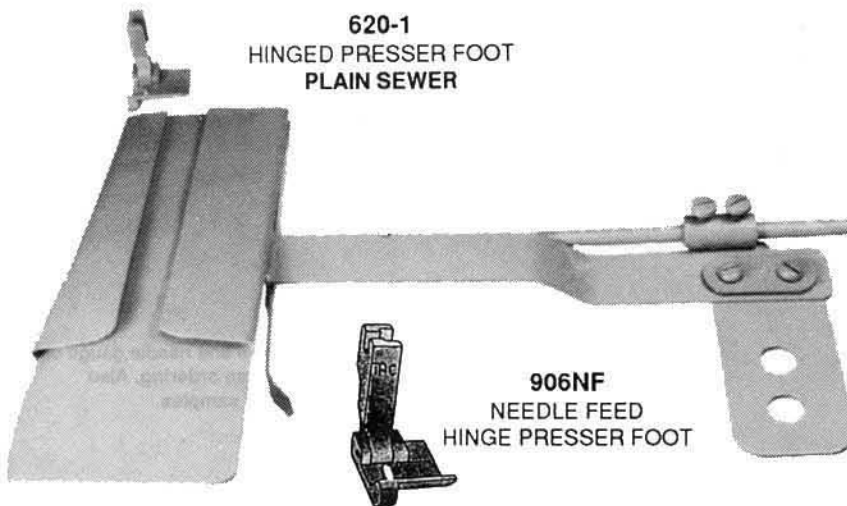
906NF  
NEEDLE FEED  
HINGE  
PRESSER FOOT

CAN BE ADJUSTABLE TO ANY SIZE POCKET S. ATTACHMENT IS SUPPLIED WITH EDGE GUIDE FOOT.

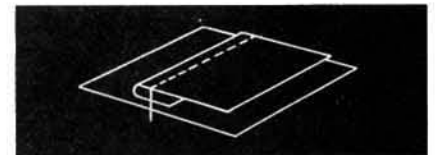
# POCKET FACING HIP ATTACHMENT

## 620 POCKET FACING ATTACHMENT

620-1  
HINGED PRESSER FOOT  
PLAIN SEWER



906NF  
NEEDLE FEED  
HINGE PRESSER FOOT




FOR BACK POCKET UNDER FACING TO POCKET LINING ATTACHMENT.

State make and style number of machine when ordering.

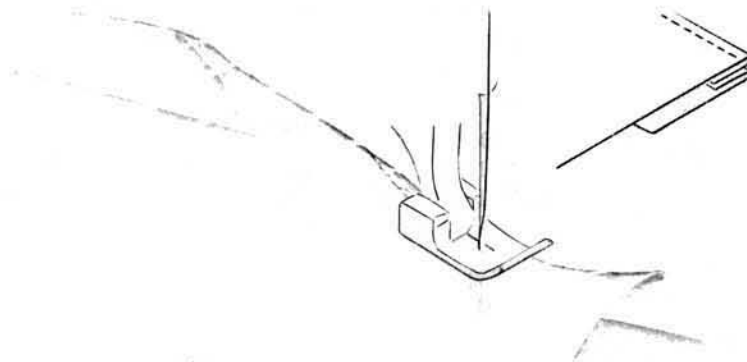
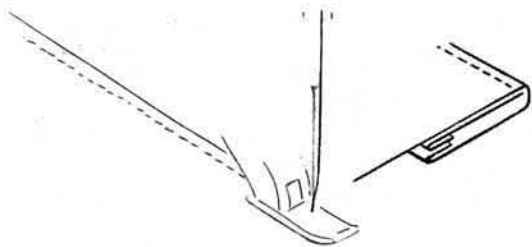
ALL RIGHTS RESERVED 1993

# 621A QUALITY FRENCH CENTERS IN A SINGLE OPERATION

Head views of the tandem machines showing interlining - strip, puller feed, edge folders, strip guards, material guard, etc.



Closeup of the presser feet, edge folders, material guard, etc.






# 621 SINGLE NEEDLE SLEEVING ATTACHMENT

FOR: SINGER, U.S., BROTHER, JUKI, PFAFF, ADLER, DURKOPP, NECHI, CONSEW, LOCK STITCH MACHINES

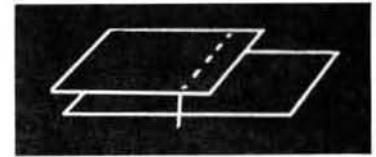


621-1

## 621 FIRST OPERATION SLEEVING ATT.



Made in two operation on most single needle machine.



622-1L  
HINGE FOOT

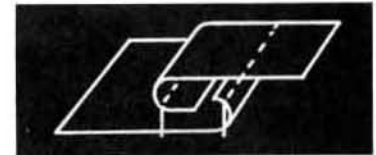
1/4"  
5/16"

622-1R  
HINGE FOOT

1/4"  
5/16"



## 622 SECOND OPERATION SLEEVING ATT.



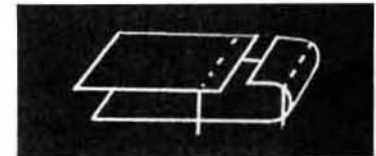
Can also be made for plain machines. State make and model of machine when ordering.

623-1  
HINGED PRESSER FOOT



## 623 TWO NEEDLE IMITATION SLEEVING ATT.

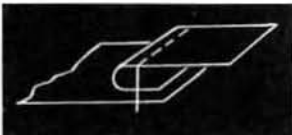
First operation turns up sleeve while stitching armhole on a 2-needle chain or lockstitch machine (3/8" to 1/2")



FOR: SINGER, CENTURIAN, KANSAI SPECIAL, UNION SPECIAL, RIMOLDI, JUKI, WILCOX & GIBBS CHAIN STITCH MACHINES


# TOP STITCH JOINER SINGLE NEEDLE ATTACHMENT

## 624 TOP STITCH JOINER (RIGHT FEED)

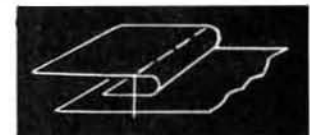


624-1  
HINGED  
PRESSER  
FOOT

RIGHT FEED




This attachment makes a single down turn hem joined to another piece of material forming a top stitch seam.



## 625 TOP STITCH JOINER (LEFT FEED)

625-1  
PRESSER  
FOOT

LEFT FEED



625-NF  
NEEDLE FEED

906NF  
NEEDLE FEED  
HINGE PRESSER  
FOOT



FOR:  
SINGER  
CENTURIAN  
U.S.  
JUKI  
CONSEW  
PFAFF  
BROTHER  
DURKOPP  
NECHI  
WILCOX & GIBBS

When ordering, state make and style number of machine, enclose samples and material.


ADJUSTABLE AT ALL POINTS FOR DEPTH STITCHING

ALL RIGHTS RESERVED 1993

# UP & DOWN TURN FELLER ON SWING ARM

## 626 UP FELLER ON ADJ. SWING ARM


120428 ADJUSTABLE



**626-1**  
HINGED PRESSER FOOT


SINGLE AND DOUBLE NEEDLE LOCK STITCH  
AND CHAIN STITCH MACHINES

CUT SIZE	GAUGE
5/8" 1-1/8"	1/8"
3/4" 1-1/4"	3/16"
7/8" 1-1/2"	1/4"
1"	5/16"
	3/8"



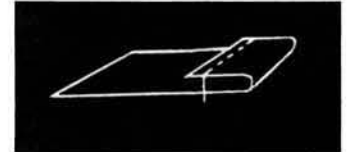
**906NF**  
NEEDLE FEED  
HINGE  
PRESSER FOOT

## 626A UP FELLER WITH UN CURLER



**626A-1**  
HINGE PRESSER  
FOOT, PLAIN SEWER

SIZE
1/8"
3/16"
1/4"
5/16"
3/8"
7/16"
1/2"

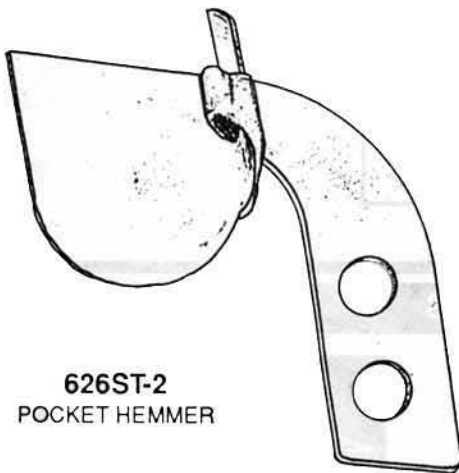


**906NF**  
NEEDLE FEED  
HINGE  
PRESSER FOOT

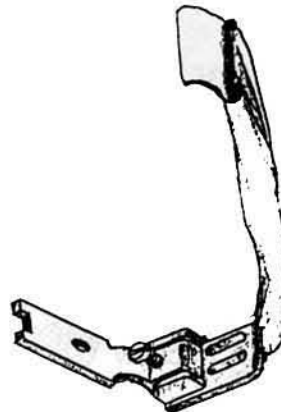
# 626 ST STRIPPER FOOT WITH UP FELLER

FOR POCKET SEWING ON DOUBLE NEEDLE

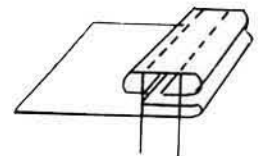
**626ST-ST1**  
STRIPPER ON FOOT



**626ST-2**  
POCKET HEMMER



**626ST-ST3**



**SCREW**  
25C 11/32

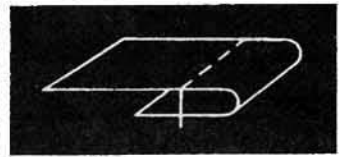
### 628 DOWN FELLER ON SWING ARM

120428




628-1  
HINGED PRESSER FOOT  
PLAIN SEWER

SIZES	
1/8"	7/8"
3/16"	1"
1/4"	1-1/4"
5/16"	1-1/2"
3/8"	1-3/4"
7/16"	2"
1/2"	2-1/4"
3/4"	2-1/2"




906NF NEEDLE  
FEED HINGE  
PRESSER FOOT

### 629 DOWN FELLER ON SWING ARM



676-1  
SWING ARM


SIZES	
1/2"	1-1/2"
3/4"	1-3/4"
7/8"	2"
1"	2-1/4"
1-1/4"	2-1/2"




HEAVY DUTY DOWN  
TURN FELLER  
FOR U.S., KANSAI, RIMOLDI  
SINGER 300W

### 629-50 DOWN FELLER W/ BASE BRACKET

FOR U.S. 33500




SIZE	
1/2"	1-1/2"
3/4"	1-3/4"
7/8"	2"
1"	2-1/4"
1-1/4"	2-1/2"

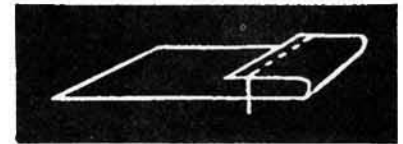



HEAVY DUTY DOWN  
TURN FELLER

### 629A UP FELLER ON SHANK FOR US



25C  
SCREW



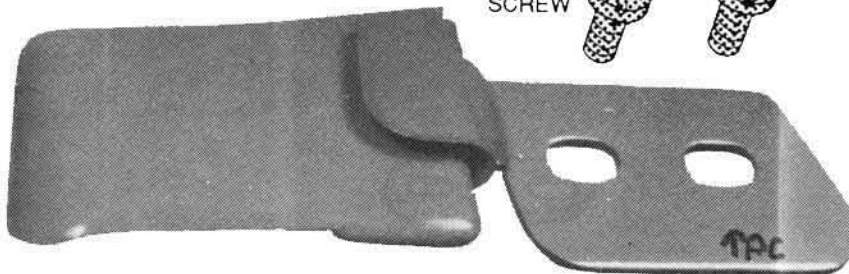
HEAVY DUTY  
UP FELLER

SIZE	
1/2"	1-1/2"
3/4"	1-3/4"
7/8"	2"
1"	2-1/4"
1-1/4"	2-1/2"

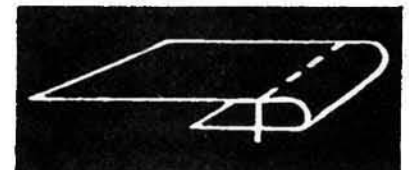
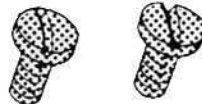
### 629B DOWN FELLER ON SHANK FOR US

SIZE

1/2"	1-1/2"
3/4"	1-3/4"
7/8"	2"
1"	2-1/4"
1-1/4"	2-1/2"



25C  
SCREW



HEAVY DUTY  
DOWN TURN FELLER

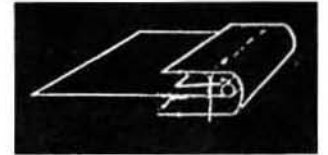
# CORD HEMMER CLEAN FINISH

**630A-1**  
GROOVED HINGED  
PRESSER FOOT  
RIGHT



## 630A HEMMER WITH LINING AND CORD FILLER

FOR ALL PLAIN SEWING  
MACHINES USED FOR  
JACKET FRONTS - FOR  
FELLING & WITH LINING  
AND CORD FILLER.



When ordering, state model of machine.  
Enclose sample of border or knitted collarete.

**631-1**  
HINGED PRESSER  
FOOT GROOVED RIGHT



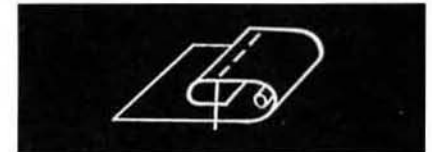
## 631 HEMMER WITH CORD INSERT

WITH CORD INSERT

### SIZES

3/8"
1/2"
5/8"
3/4"
1"

120428  
SWING ARM



Makes self cording for  
bedspreads, upholstery, slip covers,  
pillows, tec.

**632-1**  
GROOVED HINGED  
PRESSER FOOT RIGHT




## 632 UP FELLER WITH CORD INSERT

### SIZE

1/2"
5/8"
3/4"
1"
1-1/8"
1-1/4"

120428 ADJUSTABLE



This hemmer makes a 5/8" single turn and inserts  
a cord in the folded edge.  
This forms a facing that is sewn on a zipper.  
The corded edge will prevent the facing from  
getting caught in the zipper slide.

**633-1**  
HINGED PRESSER  
FOOT GROOVED RIGHT

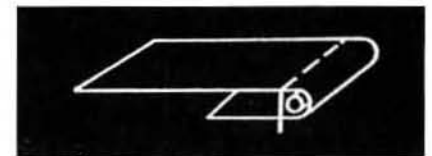


## 633 DOWN TURN FELLER WITH CORD INSERT

### SIZE


1/2"
5/8"
3/4"
7/8"
1"

120428  
SWING ARM



This hemmer makes a 5/8" single turn and inserts  
a cord in the folded edge.  
This forms a facing that is sewn on a zipper.  
The corded edge will prevent the facing from  
getting caught in the zipper slide.

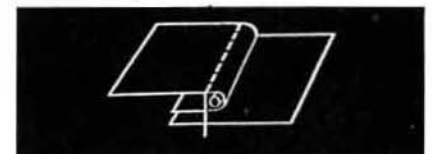
**634-1**  
HINGED PRESSER  
FOOT GROOVED RIGHT



## 634 DOWN TURN WITH CORD FILLER WITH BOTTOM GUIDE

**609-2**  
ATTACHMENT  
BASE BRACKET

CORD IS INSERTED IN THE  
UNDER TURN OF TOP PLY  
AND STITCHED SLIP COVERS  
UPHOLSTERY, ETC.



ALL RIGHTS RESERVED 1993

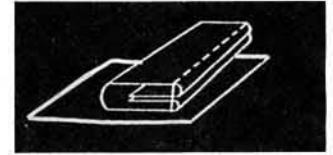



# TOP TRIMMING AND SIDE STITCH FOLDER

FOR: SINGER, CENTURIAN, U.S., JUKI, CONSEW, PFAFF, BROTHER, ADLER, DURKOPP, NECHI MACHINES.

## 636 TOP STITCH CLEAN FINISH TRIMMING

PLAIN SEWER

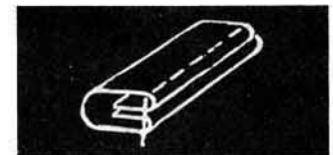


### SIZES

1/2"  
5/8"  
3/4"  
7/8"  
1"

## 637 SIDE STITCH BELT & BUTTON LOOP ATTACHMENT


SIDE STITCH FOLDER  
FOR ALL PLAIN SEWER



### SIZES

1/2"  
5/8"  
3/4"  
7/8"  
1"

## 638 TOP STITCH TAPING ATTACHMENT



### SIZES

1/2"  
5/8"  
3/4"  
7/8"  
1"  
1-1/4"  
1-1/2"


ATTACHING TAPE TO COLLARS IN ONE  
OPERATION ON EDGE CUTTING MACHINE  
WHILE EDGE IS BEING TRIMMED.

ALL RIGHTS RESERVED 1993

# TOP TRIMMING AND SIDE STITCH FOLDER

FOR: SINGER, CENTURIAN, U.S., JUKI, CONSEW, PFAFF, BROTHER, ADLER, DURKOPP, NECHI MACHINES.

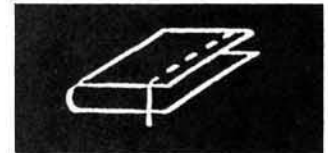
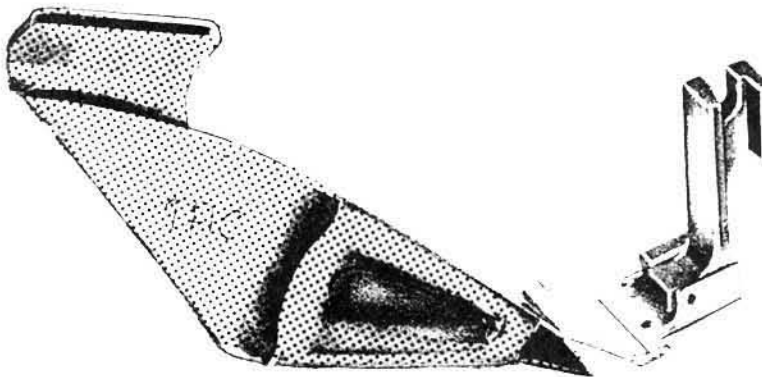
## 638-A ADJUSTABLE STITCH TAPING ATTACHMENT



SIZES
1/2"
5/8"
3/4"
7/8"
1"
1-1/4"
1-1/2"

ATTACHING TAPE TO COLLARS IN ONE OPERATION ON EDGE CUTTING MACHINE WHILE EDGE IS BEING TRIMMED.

## 638RA RIGHT ANGLE TOP STITCH TAPING FOOT



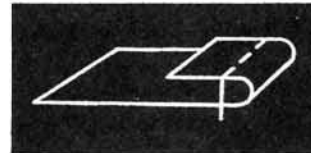
SIZES
1/2"
5/8"
3/4"
7/8"
1"
1-1/4"
1-1/2"

ATTACHING TAPE TO COLLARS IN ONE OPERATION ON EDGE CUTTING MACHINE WHILE EDGE IS BEING TRIMMED.

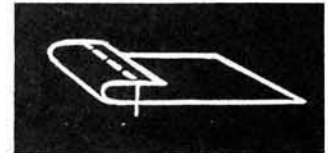
## 638B SEMI STRIPPER

PRESSER FOOT CAN BE SUPPLIED FOR ALL TYPES OF MACHINES

UP TURN

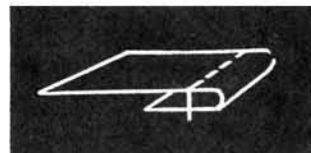


LEFT




RIGHT

DOWN TURN



LEFT



RIGHT

ONE EDGE OF FABRIC TURNS UP OR TURNS DOWN. CAN BE USED ON ALL TYPES OF MACHINES.

ALL RIGHTS RESERVED 1993

# 642 - Q TAPE GUIDE

SINGER

51W  
138W

CONSEW

329  
389



TAPE GUIDE FOR:

BROTHER  
CONSEW  
SINGER  
JUKI  
PFAFF


# 642 - R TAPE GUIDE

TAPE GUIDE FOR SINGER 261



# 642-S TOP STRIPPER WITH TAPE RACK

NOW WITH  
FOOT LIFT



TOP STRIPPER WITH  
TAPE RACK FOR:

BROTHER  
CONSEW  
SINGER  
JUKI  
PFAFF  
U.S.  
RIMOLDI

**642F-S**

HINGED PRESSER FOOT




HINGED PRESSER FOOT, COMPLETE  
WITH GROOVE ON BOTOM AND  
CHANNEL GUIDE IN FRONT.

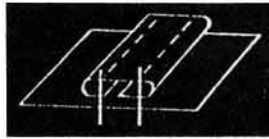
ALL RIGHTS RESERVED 1993

# TOP STRIPPER FOOT


FOR: CENTURIAN, U.S., JUKI, CONSEW, BROTHER, DURKOPP, KANSAI SPECIAL, RIMOLDI, WILCOX & GIBBS MACHINES  
DOUBLE NEEDLE LOCK STITCH AND CHAIN STITCH MACHINES.



## 641 U.S. TOP STRIPPER



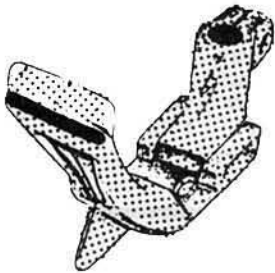
TOP STRIPPER  
TOP STRIPPER WITH  
COMP. FOOT  
WITH SEAM GUIDE  
IN FRONT



FOR UNION SPECIAL  
52700 : 31200  
KANSAI

## 643P TOP STRIPPER WITH PLOW

FOR U.S., KANSAI, RIMOLDI

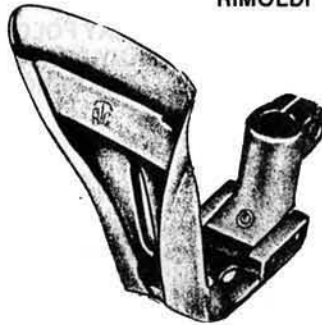


### CUT SIZE

5/8"  
3/4"  
7/8"  
1"  
1-1/8"  
1-1/4"  
1-3/8"  
1-1/2"

## 643 TOP STRIPPER

UNION SPECIAL, KANSAI SPECIAL  
RIMOLDI




### CUT SIZE

5/8"  
3/4"  
7/8"  
1"  
1-3/8"  
1-1/4"  
1-3/8"  
1-1/2"

## 643A TOP STRIPPER

UNION SPECIAL, KANSAI,  
RIMOLDI

TOP STRIPPER WITH  
GROOVE ON BOTTOM.  
GROOVED BOTTOM  
WITH SEAM GUIDE IN FRONT



### CUT SIZE

5/8"  
3/4"  
7/8"  
1"  
1-1/4"  
1-1/8"  
1-1/2"

51700  
SHANK

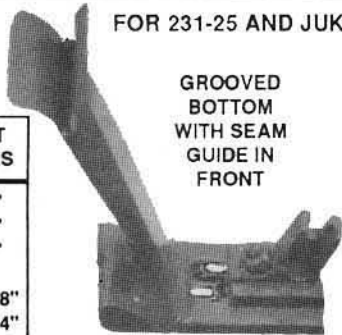
## 644A TOP STRIPPER

FOR 231-25 AND JUKI 191

GROOVED  
BOTTOM  
WITH SEAM  
GUIDE IN  
FRONT

### CUT SIZES

5/8"  
3/4"  
7/8"  
1"  
1-1/8"  
1-1/4"



## 645 TOP STRIPPER

SINGER 300W, U.S., CONSEW, JUKI.

### CUT SIZES

1"  
1-1/8"  
1-1/4"  
1-1/2"  
1-3/4"  
2"  
2-1/4"  
2-1/2"



## 642 TOP STRIPPER

FOR 112 & 212W



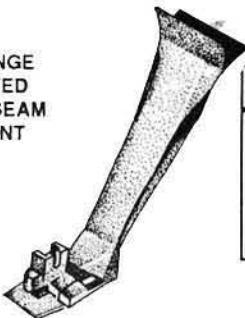
### CUT SIZE

1/2"  
3/4"  
1"  
1-1/4"  
1-1/2"  
1-3/4"  
2"

## 647A TOP STRIPPER

231 -4-5-6-7-8 261-1-2-3-21-22-23-24

WITH SPLIT HINGE  
FOOT. GROOVED  
BOTTOM WITH SEAM  
GUIDE IN FRONT



### SIZE

5/8"  
3/4"  
7/8"  
1"  
1-1/4"

## 647B TOP STRIPPER

TOP STRIPPER  
FOOT WITH PLOW.

GROOVED BOTTOM  
SOLID HINGE FOOT  
WITH SEAM GUIDE  
IN FRONT

231 - 4-5-6-7-8  
261 -1-2-3

### CUT SIZE

5/8"  
3/4"  
7/8"  
1"  
1-3/8"  
1-1/4"



## 642P TOP STRIPPER WITH PLOW

FOR 112 & 212

### CUT SIZE

3/4"  
1"  
1-1/4"  
1-1/2"  
1-3/4"  
2"

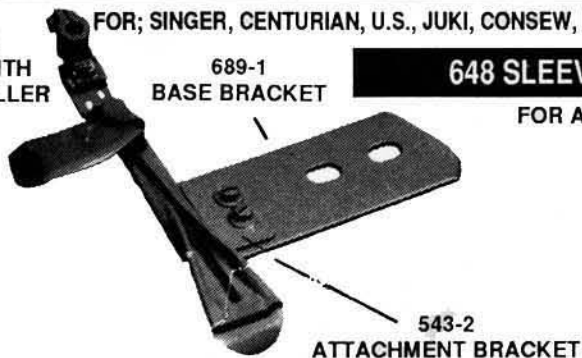




# SLEEVE FACING & BUTTON STAY ATTACHMENT

FOR; SINGER, CENTURIAN, U.S., JUKI, CONSEW, PFAFF, BROTHER, ADLER, DURKOPP, NECHI MACHINES

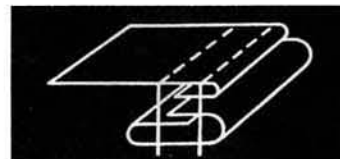
648-1  
FOOT WITH  
DOWN FELLER



## 648 SLEEVE FACING ATT.

FOR ARM - HOLE SLEEVELESS BLOUSE.

CUT SIZE	GAUGE
5/8"	1/8"
3/4"	3/16"
7/8"	1/4"
1"	5/16"
1-1/8"	3/8"
1-1/4"	
1-1/2"	



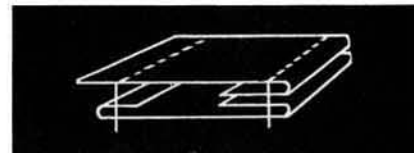
SLEEVE FACING ATTACHMENT,  
WITH FOOT MOUNTED FELLING  
ATTACHMENT.

649-1  
HINGED PRESSER  
FOOT



## 649 BUTTON STAY FOLDER ON STATIONARY BRACKET

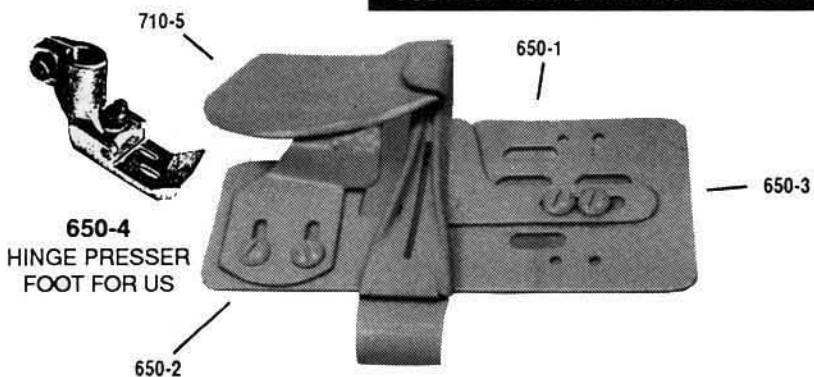
777-1  
ATTACHMENT  
BASE BRACKET



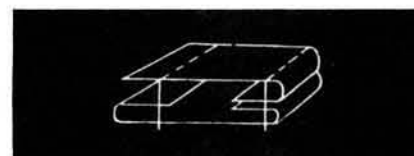
BUTTON STAY FOLDER ON  
STATIONARY BRACKET WITH  
ADJUSTABLE BRACKET.

SIZES	
5/8"	1-1/8"
3/4"	1-1/4"
7/8"	1-3/8"
1"	1-1/2"

## 650 BUTTON STAY FOLDER ON ADJUSTABLE BRACKET




SIZES
5/8"
3/4"
7/8"
1"
1-1/8"
1-1/4"
1-3/8"
1-1/2"
1-5/8"
1-3/4"



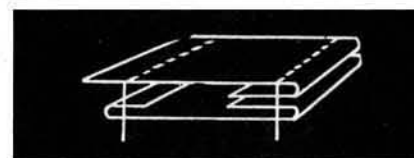
BUTTON STAY FOLDER ON  
STATIONARY BRACKET  
WITH ADJUSTABLE BRACKET.

## 651 BUTTON STAY FOLDER



268021  
FRONT SLIDE PLATE

SIZE	GAUGE SIZE
1-1/8"	1/2"
1-1/4"	5/8"
1-1/2"	3/4"
1-5/8"	7/8"
1-3/4"	1"
2"	



USED IN WORK CLOTHES  
CHILDREN'S WEAR AND UNDERWEAR.


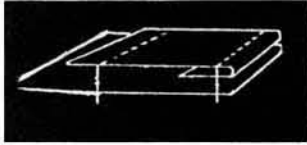
AVAILABLE FOR ALL DOUBLE NEEDLE MACHINE.

USED IN WORK CLOTHES, CHILDREN'S WEAR, AND UNDER WEAR.

When ordering, state make and style  
number of machine. Enclose samples  
and material.

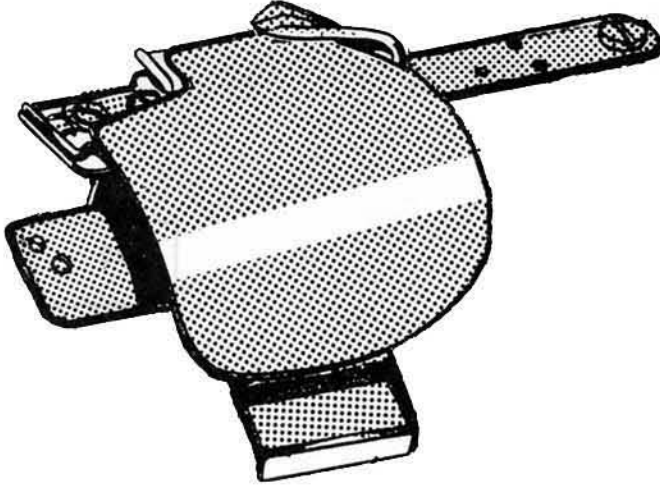
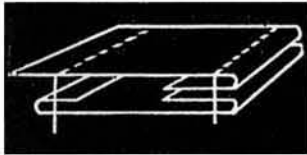
ALL RIGHTS RESERVED 1993

# 651-30 DOWN FELLER WITH SPRING EDGE GUIDE U.S. STYLE



# 651-40 BIBBING AND BANDING OVERALLS U.S. STYLE

SPECIAL HINGE COMPENSATING FOOT AVAILABLE



ATTACHES BIBS AND BAND OVERALLS TO BODY IN ONE OPERATION ON U.S. 300W: KANSAI, RIMOLDI

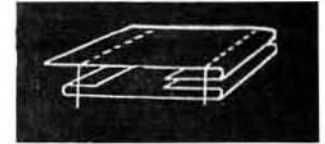

SIZE	GAUGE SIZE
1-1/8"	1/2"
1-1/4"	5/8"
1-1/2"	3/4"
1-5/8"	7/8"
1-3/4"	1"
2"	

ALL RIGHTS RESERVED 1993



# BIBBING ATTACHMENT FOR U.S. & 300W

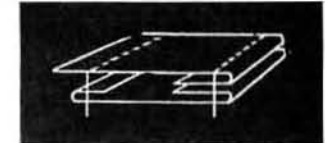

## 651-50 BIBBING ATTACHMENT FOR U.S.



USED IN WORK CLOTHES  
CHILDREN'S WEAR  
AND UNDERWEAR.

SIZE	GAUGE SIZE
1-1/8"	1/2"
1-1/4"	5/8"
1-1/2"	3/4"
1-5/8"	7/8"
1-3/4"	1"
2"	

## 651-60 BIBBING ATTACHMENT ON SWING FOR 300W



USED IN WORK CLOTHES  
CHILDREN'S WEAR  
AND UNDERWEAR.

SIZE	GAUGE SIZE
1-1/8"	1/2"
1-1/4"	5/8"
1-1/2"	3/4"
1-5/8"	7/8"
1-3/4"	1"
2"	

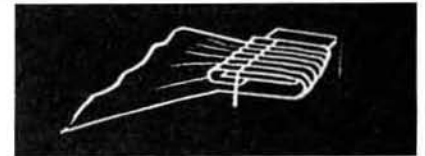
ALL RIGHTS RESERVED 1993

# HAND TACK ELASTIC ATTACHMENT

## 652 HAND TACK ELASTIC HEMMER

652-1  
GROOVED  
PRESSER  
FOOT

543-1  
BASE BRACKET

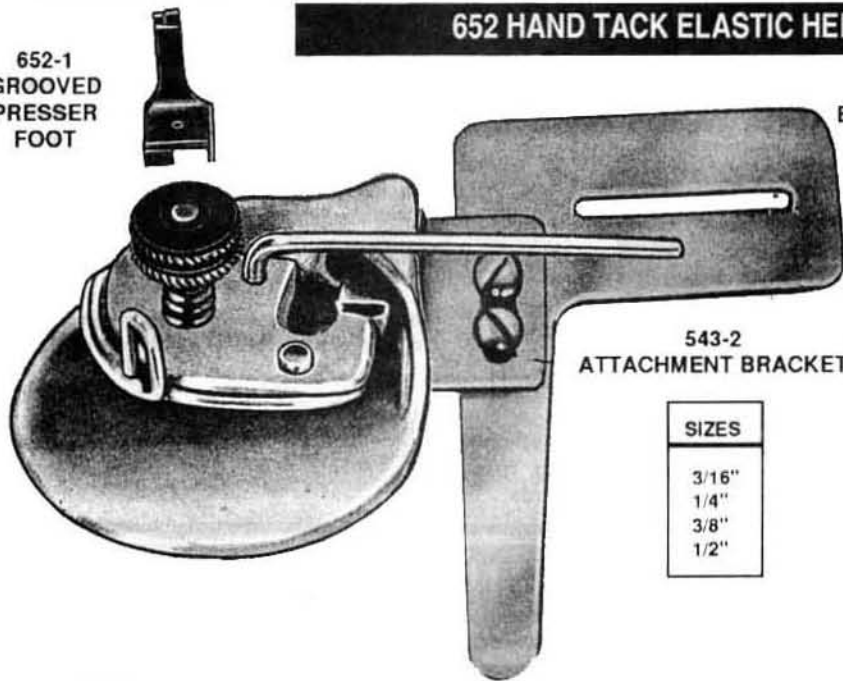


Material is hemmed around without stitching through the elastic, which is worked directly from the spool.

Each end of the elastic is tacked by lifting the elastic tension bracket by hand.

Attachment is furnished with a foot.

For all single needle machines.



543-2  
ATTACHMENT BRACKET

### SIZES

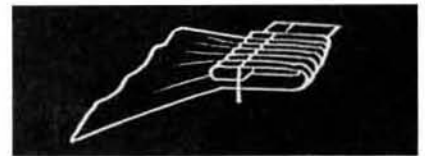
3/16"
1/4"
3/8"
1/2"

# EACH END TACKING ELASTIC ATTACHMENT

653-1  
PRESSER  
FOOT  
GROOVED

## 653 TACKING ELASTIC ATTACHMENT

653-2  
ATTACHMENT BRACKET



### SIZE

1/4" AND 5/16" ELASTIC  
FOR A 3/8" OR 1/2" FINISHED HEM.

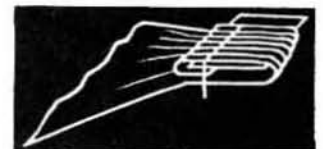
This attachment is used for sewing in elastic on open end garments, where it is necessary to tack the elastic on either end.

# FREE FLOATING ELASTIC ATTACHMENT

654-1  
PRESSER  
FOOT  
GROOVED

## 654 FREE FLOATING ELASTIC ATTACHMENT

A chain and foot treadle are provided which operate the tacking lever. These hemmers operate well on all plain machines.



654-2 ATTACHMENT BRACKET

The elastic is not stitched with the hem but left free to float inside. This attachment is used to place a closed loop of elastic (previously seamed end to end) inside a hem on a closed circular garment, thus eliminating a bulky closing seam.

ALL RIGHTS RESERVED 1993

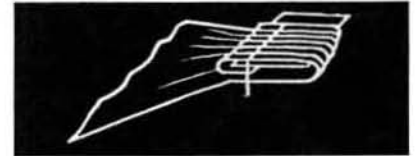


# ELASTIC HEMMER (SWING AWAY)

FOR: SINGER, CENTURIAN, U.S., JUKI, CONSEW, PFAFF, BROTHER, ADLER, DURKOPP, NECHI MACHINES

## 655 ELASTIC HEMMER SWING AWAY

PLAIN SEWER



655-1  
GROOVED HINGED  
PRESSER FOOT



### SIZES

1/4"  
3/8"  
1/2"  
5/8"


When ordering, state make and style number of machine, enclose samples and material.

This is a Turn - Up Hemmer that stitches Elastic end to end while sewing. This eliminates tacking at both ends.

# ELASTIC HEMMER ON SHANK

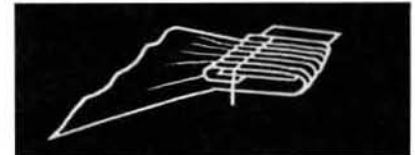
566-1  
HINGED PRESSER  
FOOT GROOVED

## 656 ELASTIC HEMMER SWING ARM



### SIZE

1/8"  
3/16"  
1/4"  
3/8"  
1/2"  
5/8"




Elastic is tacked on either end. The elastic is not stitched with hem but is left free inside the hem used in MFG. of blouse, etc.

# HAND TAKING ELASTIC ATTACHMENT

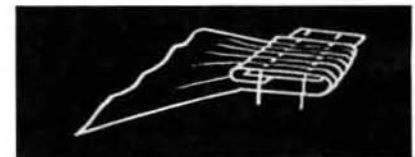
## 657 HAND TACK ELASTIC ATT.

657-1  
HINGED PRESSER  
FOOT GROOVED



### SIZE

1/8"  
3/16"  
1/4"  
3/8"  
1/2"




When ordering, state make and style number of machine.

Used on garment where elastic is tacked on either end. Tension adjustable on elastic attachment all times while garment is being sewn.


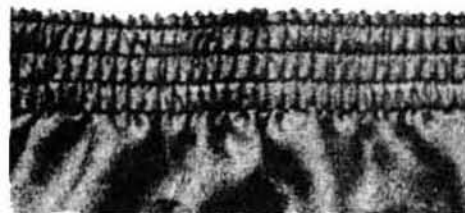
ALL RIGHTS RESERVED 1993

# 658AU - AUTOMATIC SPIREX ELASTIC ATTACHMENT

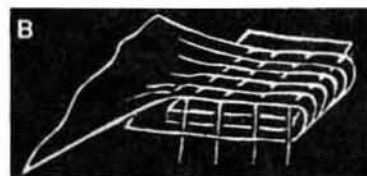
FOR U.S. 300W, 302W



*Illustration shows Kansai 4 Needle Machine*



**DOUBLE TURN CLEAN FINISH BOTTOM**



**SINGLE TURN RAW BOTTOM**

- This Attachment can run by any operator - No Experience Necessary!
- Operator just places garment in front of attachment and elastic pulls garment through.
- Metering Device is supplied, so that measurements are perfect.
- Can be installed on any Multiple Needle Machine.
- Attachment is made for all sizes elastic.
- Used for boxer shorts, warm-up suits, pajamas, etc.


**SEND SAMPLE OF GARMENT  
AND ELASTIC FOR SEWING  
ATTACHMENT OFF.**

**INCREASE YOUR PRODUCTION WITH  
OUR SPIREX ELASTIC ATTACHMENT**

ALL RIGHTS RESERVED 1993

# 658-ELB-001 SERGE AND TOP STITCH ELASTIC BAND

FOR 302W MACHINE



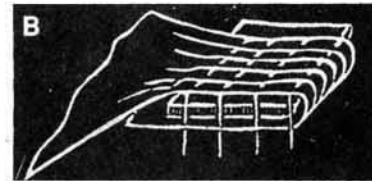
PATENT PENDING

## TENNESSEE ATTACHMENT ELB-001 ELASTIC SEWING STATION FOR SERGED ELASTIC BANDS

The **TENNESSEE ATTACHMENT serged edge elastic waist band station** allows you to serge and top stitch your elastic band in one operation in the flat. One serges elastic to body of goods, and the other flips body of goods and top stitches band in one operation. With **two sewing heads in tandem**, this unit has the **capability to produce 150 to 160 dozen a day**.  
**PATENT PENDING**



**A**  
1ST OPERATION SERGED  
ELASTIC TO BAND

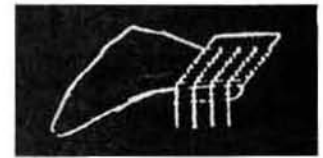



**B**  
2ND OPERATION FOLDS SERGED  
EDGE UNDER & TOP STITCH  
BAND IN ONE OPERATION

ALL RIGHTS RESERVED 1993

# 658 DOWN TURN COVERED ELASTIC HEMMER


FOR: SINGER, CENTURIAN, U.S., KANSAI SPECIAL, RIMOLDI, RENOWN, WILCOX & GIBBS MACHINES.



SIZE
5/8"
3/4"
7/8"
1"
1-1/4"
1-1/2"
1-3/4"
2"
2-1/4"
2-1/2"

# 659 ELASTIC HEMMER FOR METERING DEVICE

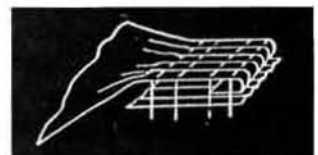

ELASTIC HEMMER FOR METERING DEVICE



SIZE
5/8"
3/4"
7/8"
1"
1-1/4"
1-1/2"
1-3/4"
2"
2-1/4"
2-1/2"

# 660 OPEN ELASTIC FELLING ATTACHMENT

MAKES A DOWN TURN FOLD ON EDGE OF GARMENT WHILE STITCHING IT ON TOP OF ELASTIC, THUS LEAVING ELASTIC EXPOSED



SIZE
1"
1-1/4"
1-1/2"
1-3/4"
2"
2-1/4"
2-1/2"

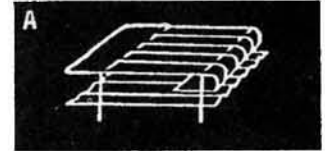

ALL RIGHTS RESERVED 1993



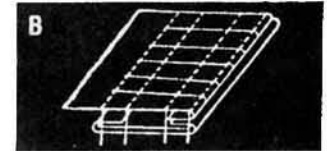
# 658-784 AIR OPERATED ELASTIC METERING AND CUTTING

FOR 300W & U.S. 54200

AIR LIFT PULLER



DOWN FELLER WITH ELASTIC ON BOTTOM



DOWN FELLER WITH BOTTOM STRIPPER WITH ELASTIC

FRONT VIEW:

FRONT VIEW WITH FELLER AND METERING DEVICE AND CUTTER

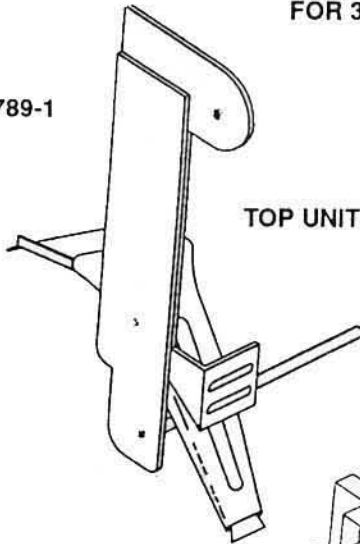
Elastic metering device is used with this attachment allowing elastic to be sewn to garment, while metering and cutting elastic to size with air activated cutter.

USED IN GARMENTS; DUNGAREES, BOXER SHORTS, PAJAMAS, PLAYCLOTHES.

## 658-784-I INTERMITTENT ELASTIC WAISTBAND ATT.

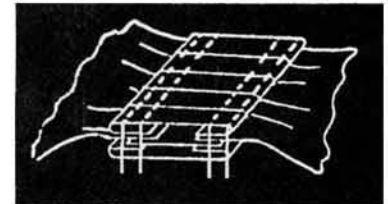
FOR 300W; US 5200 GAUGES 3/16 - 7/8 - 3/16 OR 1/4 - 1 - 1/4

658-789-1

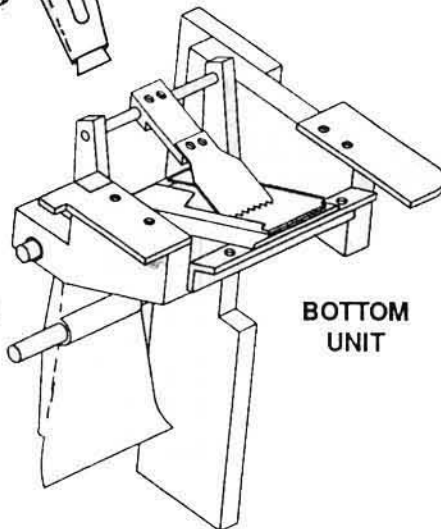


TOP UNIT

USED FOR BOXER SHORTS, BASE BALL PANTS, AND OTHER GARMENTS.



658-784-2




BOTTOM UNIT

FOR SEWING TOP AND BOTTOM WAISTBAND WITH ELASTIC SEWN BETWEEN. ELASTIC CAN BE CUT ANYWHERE WITHIN THE WAISTBAND WITH KNEE CONTROL AIR ACTIVATED CUTTER.

# 661 OPEN ELASTIC FELLING FOR METERING DEVICE

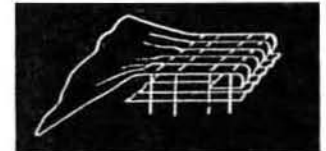

FOR: SINGER, CENTURIAN, U.S., KANSAI SPECIAL, RIMOLDI, RENOWN, WILCOX & GIBBS MACHINES



MAKES A DOWN TURN FOLD ON EDGE OF GARMENT WHILE STITCHING IT ON TOP OF ELASTIC, THUS LEAVING ELASTIC EXPOSED.

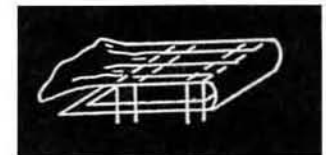

SIZE	
1"	2"
1-1/4"	2-1/4"
1-1/2"	2-1/2"
1-3/4"	

# 662 DOWN FELLER WITH ADJ. TUBE FOR METERING DEVICE



- FOR MACHINES EQUIPPED WITH ELASTIC METERING DEVICE.
- ADJUSTABLE FROM 1/2" - 2"

# 662A DOWN TURN RAW EDGE



- ELASTIC HEMMER WITH ELASTIC INSERT WITH 1" - 1-1/4" - 1-1/2"


ALL RIGHTS RESERVED 1993

# 663 MULTIPLE ELASTIC STRAND SEWING ON U.S. 54000 & 300W

FOR: SINGER, CENTURIAN, U.S., JUKI, CONSEW, BROTHER, DURKOPP, KANSAI SPECIAL, RIMOLDI, WILCOX & GIBBS MACHINES.


## 663 ELASTIC SLEEVE HEMMING ATT.

663-1  
HINGE FOOT



689-1  
BASE BRACKET

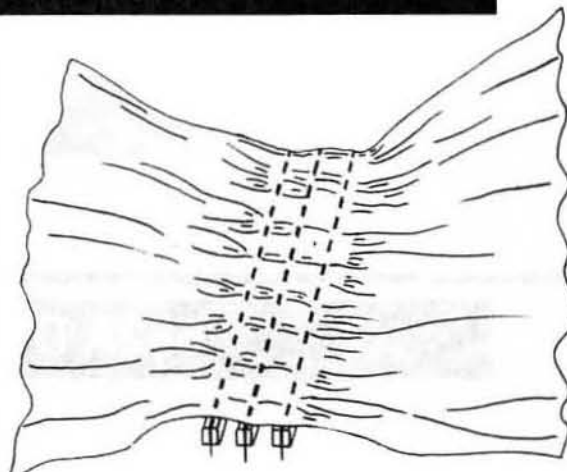

660-1  
TENSION BRACKET



State make and model of machine,  
and enclose samples and material  
when ordering.

FOR CHILDREN WEAR, BLOUSE SLEEVE AND CUFFS IN ONE OPERATION.

## 663A MULTIPLE ELASTIC STRAND SEWING ATTACHMENT



Another application for multiple needle  
machines. Runs 1/8" elastic thru machine  
and sews on to garment. As many needles  
as desired.

Used for Lingerie, Dresses, Blouses,  
Children's Wear, etc.

When ordering, state make and style number  
of machine. Enclose samples and material.

WE MANUFACTURE ALL SPECIAL  
GAUGE PARTS FOR EXISTING  
UNION SPECIAL 54200 AND 54400  
MACHINES.


ALL RIGHTS RESERVED 1993

# " C " BINDER

FOR: SINGER, U.S., BROTHER, JUKI, PFAFF, ADLER, DURKOPP, NECHI, LOCK STITCH MACHINES

## 664 " C " BINDER FOR PLAIN SEWER


664-1  
HINGED PRESSER  
FOOT, PLAIN SEWER



906NF  
NEEDLE FEED  
HINGED PRESSER FOOT



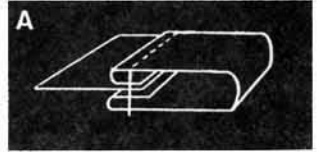
557-7  
5 ROW RAISED  
FEED DOG



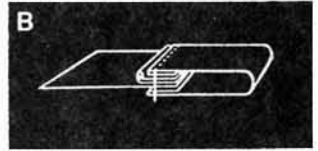
557-6  
5 ROW RAISED  
THROAT PLATE

SIZE	FINISHED SIZE
------	---------------

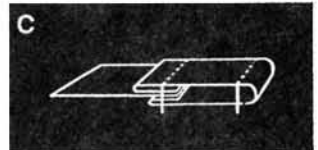
2-3/4"	---- 1-1/8"
3"	---- 1-1/4"
3-1/4"	---- 1-3/8"
3-1/2"	---- 1-1/2"
3-3/4"	---- 1-5/8"
4"	---- 2-1/8"
5"	---- 2-5/8"
6"	---- 1"



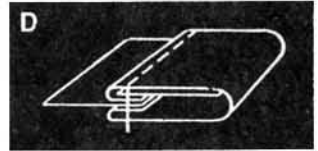
BINDER PLAIN



BINDER WITH PIPING




BINDER OF SET



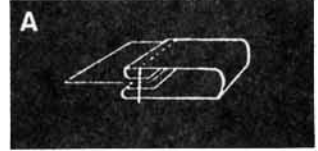
BINDER WITH LINING

## 665 " C " BINDER FOR U.S. & 300W

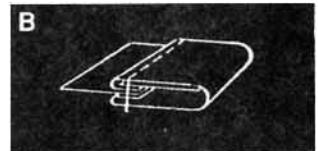


SIZE	FINISHED SIZE
------	---------------

2-3/4"	---- 1-1/8"
3"	---- 1-1/4"
3-1/4"	---- 1-3/8"
3-1/2"	---- 1-1/2"
3-3/4"	---- 1-5/8"
4"	---- 2-1/8"
5"	---- 2-5/8"
6"	---- 1"




BINDER PLAIN



BINDER WITH LINING

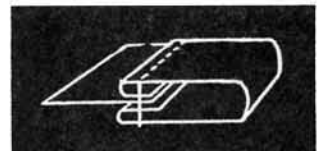
## 665W - C BINDER FOR WAIST BAND SEWING

FOR 300W, 302W & U.S.



SIZE	FINISHED SIZE
------	---------------

2-3/4"	---- 1-1/8"
3"	---- 1-1/4"
3-1/4"	---- 1-3/8"
3-1/2"	---- 1-1/2"
3-3/4"	---- 1-5/8"
4"	---- 2-1/8"
5"	---- 2-5/8"
6"	---- 1"



"C" BINDER HAS ADJUSTABLE TABLE FOR ADJUSTING HOW MUCH OF THE GARMENT IS BEING SEWN. IT HAS TWO LONG FINGER SLOTS, WHICH MAKES IT POSSIBLE TO LOAD WHEN SHORT PIECES ARE BEING USED.

ALL RIGHTS RESERVED 1993




# ELASTIC CENTER STITCH STRAP FOLDER

FOR: SINGER, CENTURIAN, U.S., JUKI, CONSEW, BROTHER, DURKOPP, KANSAI SPECIAL, RIMOLDI, WILCOX & GIBBS MACHINES.

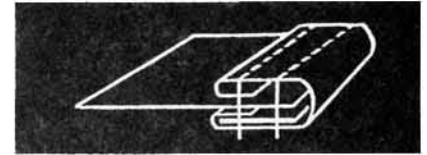
DOUBLE NEEDLE LOCK STITCH AND CHAIN STITCH MACHINES

## 666A-"C" BINDER WITH ELASTIC INSERT


666A-1  
HINGED  
PRESSER FOOT



FOR PLAIN SEWER.  
SHOULDER STRAP ON TWO  
PIECE SWIMSUIT.



5 ROW RAISED FEED  
AND THROAT PLATE



557-6




557-7

## 667 ELASTIC CENTER STITCH STRAP FOLDER

754-4  
WASHER



754-2  
BASE BRACKET



268021




667-A-1  
HINGED PRESSER FOOT  
AND GROOVED OUT

Attachment can be adapted to all types of machines.

Clean finish bottom  
used on double  
needle machine.



Raw edge bottom  
can be used on plain  
sewer with zero max  
puller.

Raw edge bottom  
used on cover stitch  
machine.



## 667-A TOP STITCH ELASTIC FOLDER

FOR 2 NEEDLE FLAT BED MACHINE WITH COVERING STITCH.

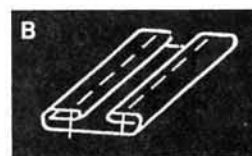
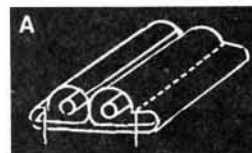


Fitted with special top stitch  
folder with elastic filler. Built  
in tension on folder for  
gathering strapping on garments  
for finishing bra cups of two piece swim  
suits.

ALL RIGHTS RESERVED 1993


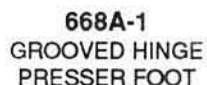
# HIDEM TRIM ATTACHMENT

## 668 HIDEM TRIM ATTACHMENT




Hidem is a trim used in the manufacturing of furniture to conceal tacks. For double needle machine.

## 668A FILTER FELT TRIM ATTACHMENT



FOR 300W



This is the beading that is sewn radially around a tubular filter.

To order, advise cut / finished width wanted, the width of the space between the two folds, and the make / model / needle gauge of the machine to be used.


Suggested machine is a two needle, walking foot variety.

# BELT LOOP FOLDER

FOR: SINGER, CENTURIAN, U.S., JUKI, CONSEW, BROTHER, DURKOPP, KANSAI SPECIAL RIMOLDI, WILCOX & GIBBS MACHINES

## 669 BELT LOOP FOLDER

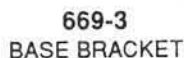
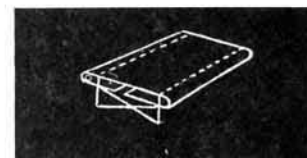
FOR UNION SPECIAL COVERING STITCH MACHINES (52700, 69000, ETC.)



91  
SCREW



25c  
MOUNTING ATT.  
SCREW



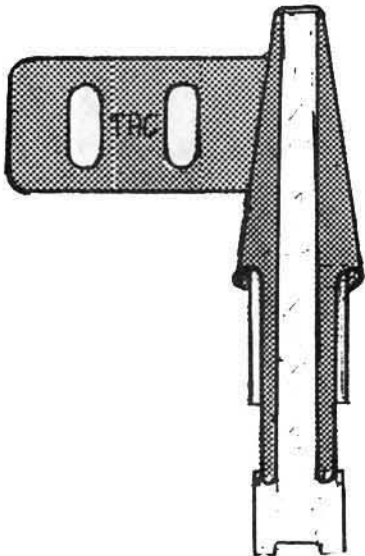
SIZES	
1/2"	1"
5/8"	1-1/4"
3/4"	1-1/2"
7/8"	1-3/4"
	2"

With complete left and right guides.

USED FOR PRODUCING BELT LOOPS ON DOUBLE NEEDLE MACHINES FROM SHORT STRIPS OF MATERIAL.

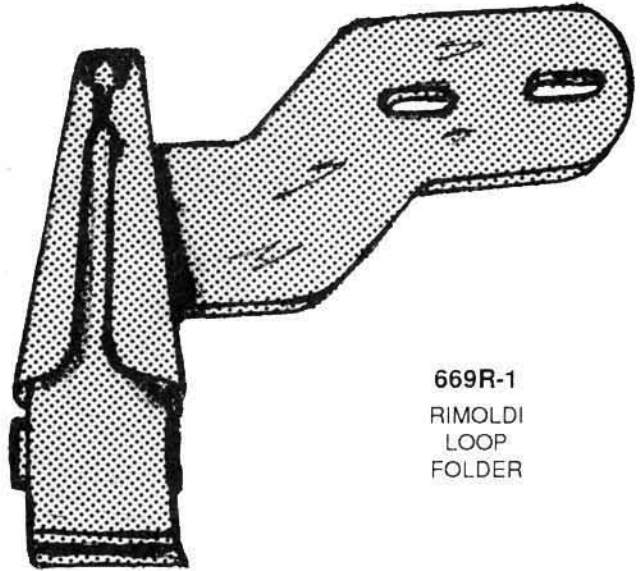
ALL RIGHTS RESERVED 1993

### 669G LOOP FOLDER





FOR MACHINE WITH BELT DRIVEN FEED, WITH LEFT AND RIGHT TRIMMER.

### 669R-1 BELT LOOP FOLDER



669R-1  
RIMOLDI  
LOOP  
FOLDER


### 669J JUKI LOOP FOLDER



FOR MFB-2600  
SAME AS MFB-860

Advise if machine has knives or not

### 669B BLINDSTITCH LOOP FOLDER



669B-L WITH LINING


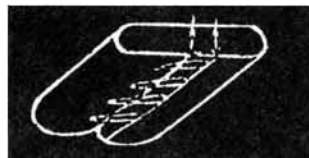


669B-N NO LINING

Advise if machine has knives or not

### 669K KANSAI LOOP FOLDER

size		
3/4"	1-1/4"	2"
7/8"	1-1/2"	2-1/4"
1"	1-3/4"	2-1/2"



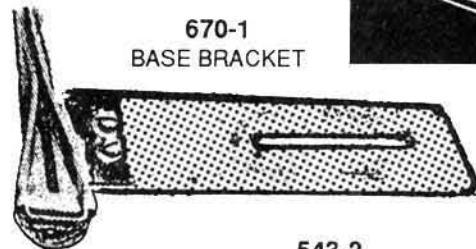
NOTE: SEND OLD FOLDER DUPLICATION

### 670 BELT LOOP ATTACHMENT FOR BLIND STITCH MACHINE

A finer belt loop without showing any stitches on the underside.



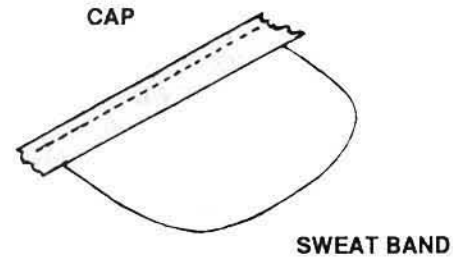
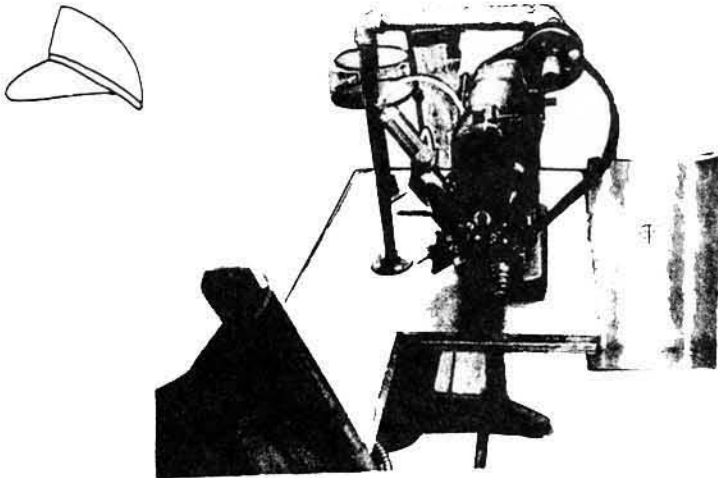
670-1  
BASE BRACKET



543-2  
ATTACHMENT BRACKET

ALL RIGHTS RESERVED 1993

# 671A SWEATBAND SEWING ON U.S. WITH AIR CUTTER




THIS ATTACHMENT KEEPS AN ACCURATE STITCHING MARGIN WHEN SEWING VISOR OR SWEAT BAND TO CAP

- 671A-1 AIR FOOT LIFT
- 671A-2 AIR CUTTER FOR CUTTING SWEAT BAND

# 671B VISOR & SWEATBAND, BODY IN ONE OPERATION

FOR 153W103 & CONSEW 227 OR 227R

671B-1  
ADJ. TUBE  
GUIDE WITH  
TENSION




VISOR SINGLE ROW  
THROAT PLATE

200577 SCREW 671BV-1



VISOR THROAT PLATE  
2 ROW

671BV-3



A. BASEBALL CAP

671BV-2 FEED DOG

350149 SCREW




671BV-2 FEED DOG

671BV-4 FEED DOG

350149



671BV-4 FEED DOG




B. PAINTER CAP

SIMPLE OPERATION IN SEWING CAP AND VISOR SWEAT BAND IN ONE OPERATION ON CYLINDER MACHINE WITH ADJUSTABLE TUBE GUIDE WITH TENSION.

## 671B-3 PAINTERS CAP ATTACHMENT


SWEAT BAND FROM LEFT PEAK  
FROM RIGHT AND CAP FROM  
LEFT FOR PAINTERS CAP

SWEAT BAND



## 671B-2 CAP BODY SEWING GUIDE

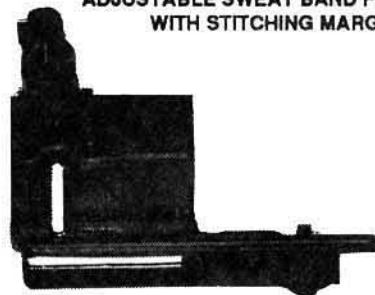
PEAK



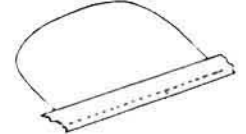
BOTTOM GUIDE ON SWING ARM

## 671B-5 SWEATBAND SEWING ON U.S.

ADJUSTABLE SWEAT BAND FOOT FOR U.S. & KANSAI  
WITH STITCHING MARGIN ON LEFT SIDE



CAP



SWEAT BAND

ALL RIGHTS RESERVED 1993



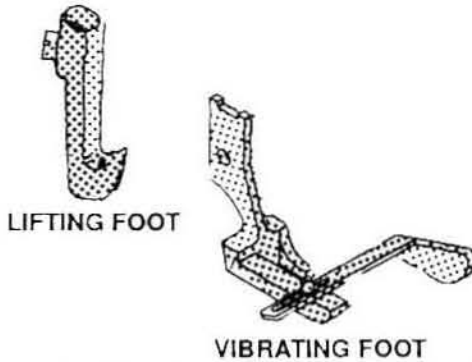
**671C-9 SWEAT BAND SEWING**

HINGE  
PRESSER FOOT  
FOR SWEAT BAND.  
SEWING ON  
153W100;101  
ADJ. SWEAT BAND  
GUIDE.



**671C-11 SWEAT BAND SEWING**

SWEAT BAND SEWING ON 153 W103,  
CONSEW 227 OR 227R LIFTING FOOT  
HAS ADJ. SWEAT BAND GUIDE




**671B-6 HINGE PRESSER FOOT WITH EDGE GUIDE**


FOR 240 CLASS MACHINE  
FOR SEWING 3/8 STITCH TO CAP



**671C-6260B COMP. FOOT FOR U.S.**



**671CG-2 EDGE CUTTING MACHINE**



**671B-7 HINGE PRESSER FOOT FOR 240 CLASS**

PLAIN HINGE  
PRESSER FOOT  
240 CLASS MACHINE




**NEW FLAT SURFACE THROAT PLATE, FEED DOG, HINGE FOOT FOR BETTER FEEDING ON 33500 U.S. MACHINE**


671-33500-3B




671-33500-3VFE  
HINGE FOOT FOR SWEAT BAND  
SEWING ON 45 33500



671-33500-1F  
THROAT PLATE



671-33500-2F  
FEED DOG

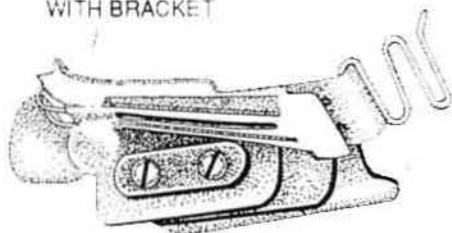


**671-33500 U.S. BINDING ON CAPS**

**CUT SIZE**

- 3/4"
- 1"
- 1-1/4"
- 1-1/2"
- 1-3/4"
- 2"
- 2-1/4"
- 2-1/2"
- 2-3/4"
- 3"
- 3-1/4"
- 3-1/2"
- 3-3/4"
- 4"

671-33500B  
COMPLETE UNIT  
WITH BRACKET



671-33500-U  
BINDER UNIT

671-33500-4  
BASE BRACKET



671-33500-1  
BINDER THROAT  
PLATE



671-33500-3  
BINDER HINGE  
PRESSER FOOT



671-33500-2  
BINDER FEED  
DOG

ALL RIGHTS RESERVED 1993

# 671 CAP SEAM TAPING ATTACHMENT

UNION SPECIAL, KANSAI SPECIAL, RIMOLDI, WILCOX & GIBBS MACHINES - 3/8" GAUGE

671  
UNDER BED MOUNT STRIPPER



671-2  
ATT.  
BRACKET

25C  
SCREW

671-5  
PRESSER FOOT WITH PLOW



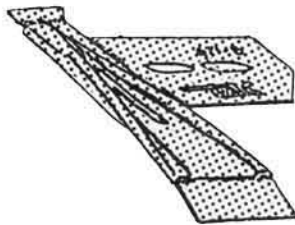
671-6  
THROAT PLATE CUT OUT  
FOR BOTTOM STRIPPER  
1/4" - 3/8" - 1/2"



671-7  
FEED DOG  
GAUGE  
1/4" - 3/8" - 1/2"

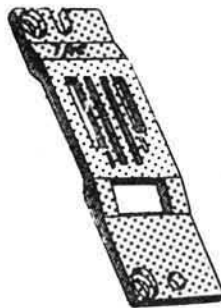


671-B  
BED MOUNT STRIPPER ATTACHMENT  
FOR U.S., SINGER, AND KANSAI



25C  
SCREW

671-65P  
NEW STYLE THROAT PLATE  
1/4" - 3/8" - 1/2"



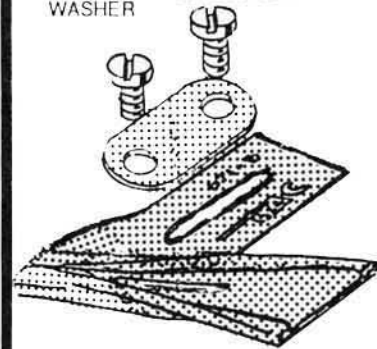
671-75P  
NEW STYLE FEED DOG



GAUGE  
1/4" - 3/8" - 1/2"

671B-SH  
BED MOUNT SHORT  
STRIPPER FOR U.S.

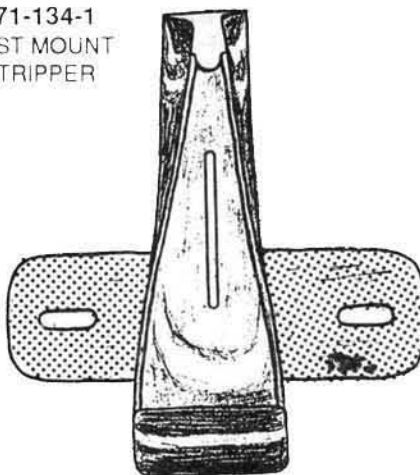
28577  
WASHER 25C SCREW



# 671-134 POST MOUNT CAP SEAMING

SINGER 134, 138G

671-134-1  
POST MOUNT  
STRIPPER



671-134-2  
THROAT PLATE WITH  
STRIPPER GUIDE



671-134-3  
FEED DOG



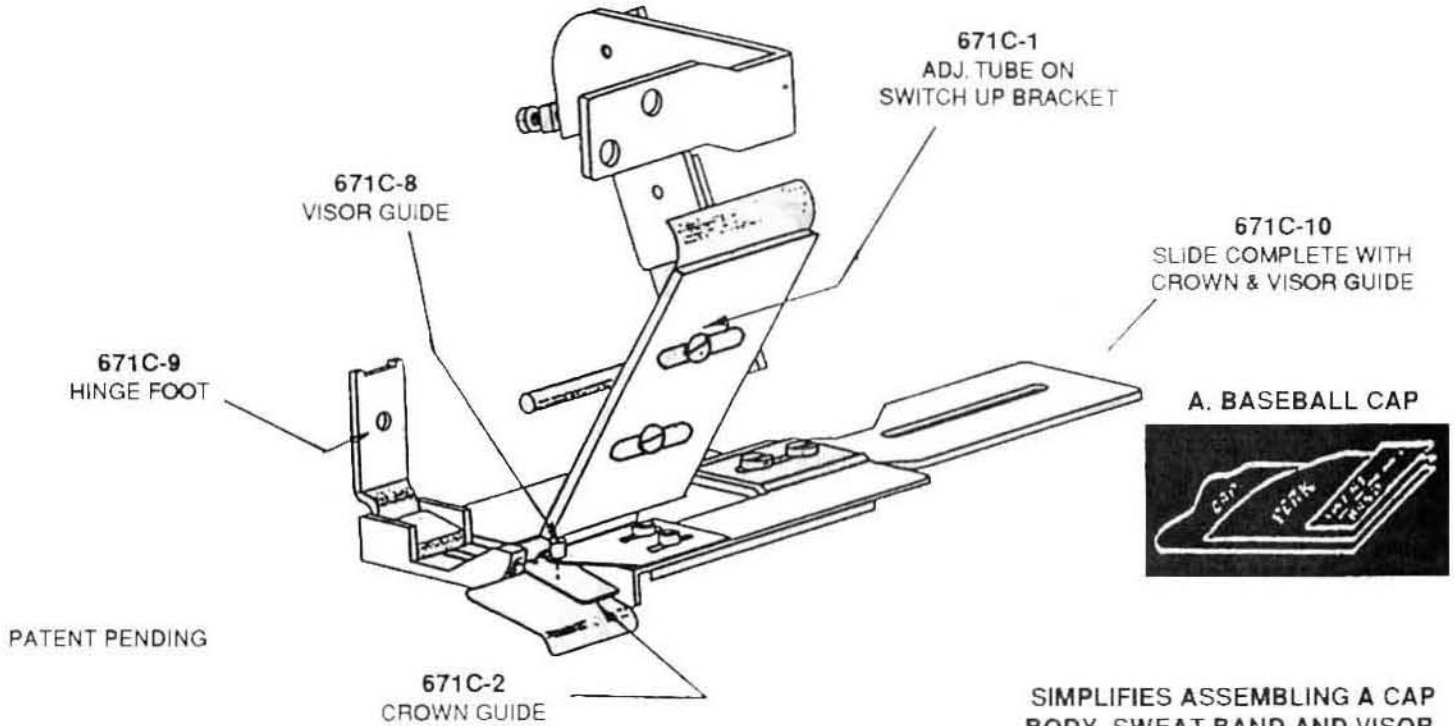
671-134-4  
HINGE FOOT  
WITH PLOW



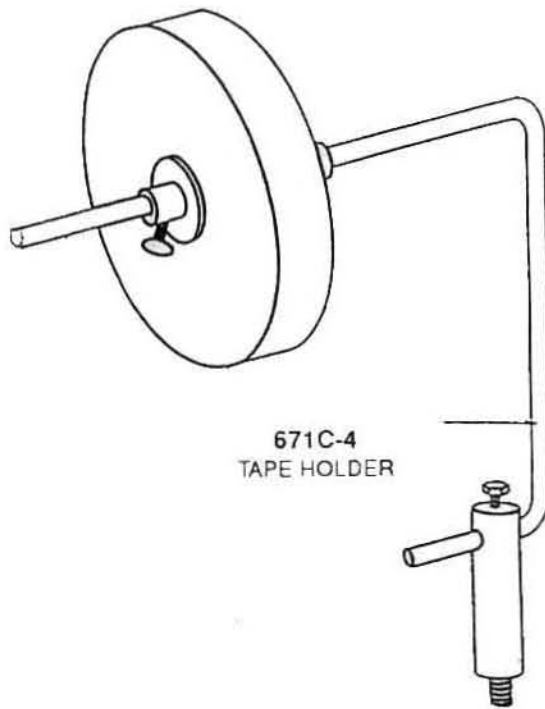
ALL RIGHTS RESERVED 1993

# 671C NEW STYLE VISOR & SWEATBAND


671C NEW STYLE VISOR & SWEATBAND, BODY IN ONE OPERATION  
FOR 153W103 & 153W101 AND CONSEW 227 OR 227R



SIMPLIFIES ASSEMBLING A CAP  
BODY, SWEAT BAND AND VISOR,  
ON A CYLINDER STYLE MACHINE,



## B. PAINTER CAP



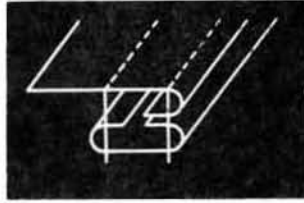

FOR BASEBALL STYLE CAPS  
ORDER STYLE #671C-A

FOR PAINTERS STYLE CAPS  
ORDER STYLE #671-B

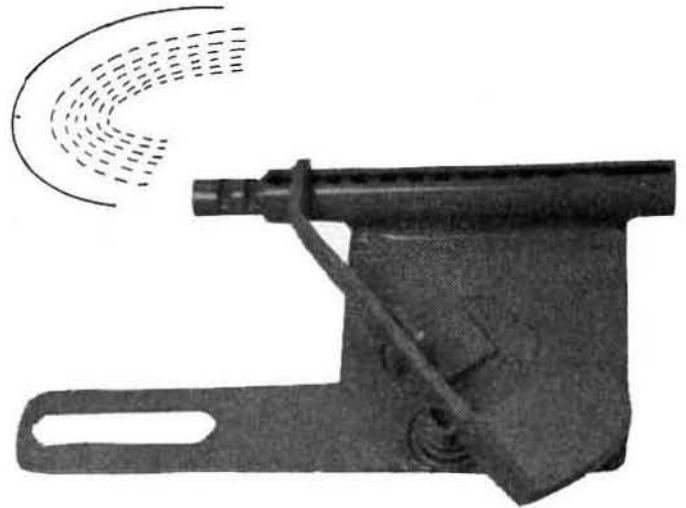
TO ORDER SEND SAMPLE CAP, PARTS, AND ADVISE MACHINE MAKE / STYLE NUMBER

ALL RIGHTS RESERVED 1993

**671D VENT REAR CAP  
BINDING AND FELLING**




**671-E VISOR STITCH  
MARGIN SEWING**



**671-00 DOUBLE VACUUM LABEL PICKER**

**NEW**



PATENT PENDING


**NEW for THE CAP MANUFACTURERS  
A DOUBLE - VACUUM LABEL PICKER**

**TAC# 671-00**

ALL RIGHTS RESERVED 1993



# Cap Stitcher



## **DFB-1406 PVS**

### **Sews Fast!**

#### **6 Rows of Curved Stitching Continuously in One Operation**

The Kansai Model DFB-1406 PVS has been designed specifically for manufacturers of general caps with visors, uniform caps with visors and general headwear with visors. This unit is perfect where functional or decorative multiple rows of stitching (up to 6) are needed. Uniformly sewn quality controlled rows of stitching are provided in one operation, sewn continuously at a very high rate of production. This machine sews a Chainlock (mil spec 401) stitch.

NOTES \_\_\_\_\_  
\_\_\_\_\_  
\_\_\_\_\_  
\_\_\_\_\_  
\_\_\_\_\_

ALL RIGHTS RESERVED 1993

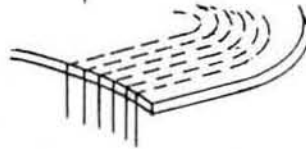
MACHINES FOR CAP OPERATION

① JOINING VISOR



U.S. 56300A WZ SINGLE NEEDLE

② STITCHING VISOR



U.S. 54400-6 NEEDLE  
1/4" GAUGE W/ROLLER GUIDE  
DFB 1406 PVS KANSAI  
KANSAI SPECIAL 1406 PVS  
VISOR STITCHER

③ CLOSING VISOR



U.S. 51200 BE

④ JOINING CROWN



U.S. 56300 SINGLE NEEDLE  
CHAINSTITCH

KANSAI SPECIAL L-5001M/UTC

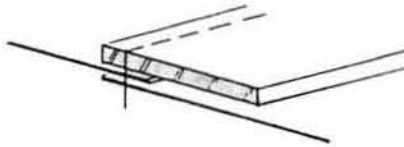
⑤ TAPING CROWN



U.S. 56500 DOUBLE NEEDLE 3/8"  
GAUGE CHAINSTITCH

KANSAI SPECIAL DVC-202 WL  
W/COMPENSATING PLOW FOOT &  
CUT OUT THROAT PLATE

⑥ ATTACHING CROWN, VISOR  
& SWEATBAND



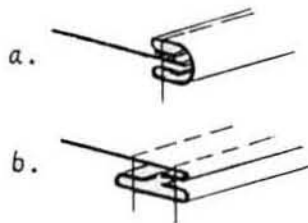
U.S. 33500 SINGLE NEEDLE  
CHAINSTITCH

KANSAI SPECIAL M-1001A SINGLE  
NEEDLE CHAINSTITCH

SINGER 153W103 SINGLE NEEDLE  
LOCKSTITCH

153W102 & 240 CLASS SINGER  
U.S. 33500 SINGLE NEEDLE  
CHAINSTITCH

⑦ VENT REAR OF CAP



U.S. 56500 DOUBLE NEEDLE 1/4"  
GAUGE

mitsubishi PLK 03 BTA  
PROGRAMABLE

⑧ BARTACK STRAP TO SWEATBAND

SINGER 269  
AIR MITE DAP #4-1/2"

⑨ ATTACH COVERED BUTTON

HANDY #5 W/AIR

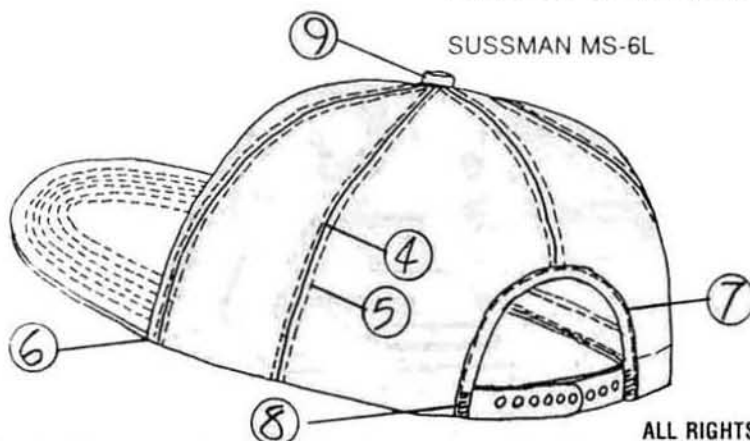
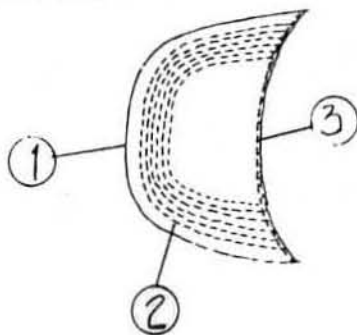
TO MAKE BUTTON

PARIS BLOCK UNIT (2 HEAD)

TO BLOCK CROWN

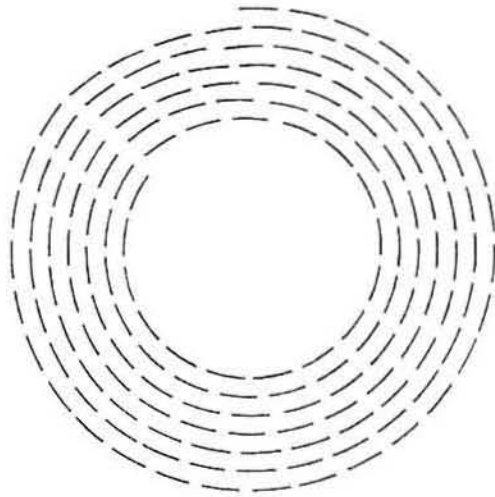

SUSSMAN MS-6L

STEAM GENERATOR

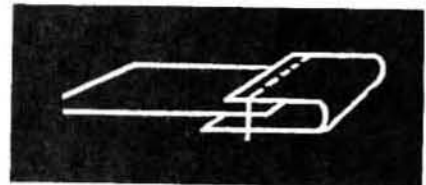
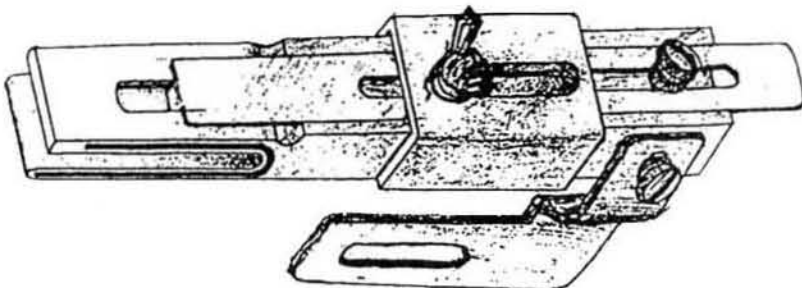


ALL RIGHTS RESERVED 1993


# 671P SPIRAL STITCHING



## 671-233315 ADJUSTABLE HAT BINDING ON 108W20



## 672 BELT LOOP FOLDER



906NF  
NEEDLE FEED  
HINGE PRESSER  
FOOT

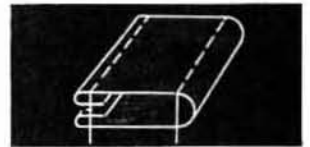
SIZE	
1"	2-3/4"
1-1/8"	3"
1-1/4"	3-1/4"
1-1/2"	3-3/4"
1-3/4"	4"
2"	4-1/4"
2-1/4"	4-1/2"
2-1/2"	5"

672-1  
HINGED PRESSER FOOT  
PLAIN SEWER

Can be adapted to any type machine.  
Supplied with foot on Plain Machine.

## 672A BELT LOOP FOLDER

FOR U.S. SINGER KANSAI  
FOR DOUBLE NEEDLE MACHINE



SIZE	
1"	2-3/4"
1-1/8"	3"
1-1/4"	3-1/4"
1-1/2"	3-3/4"
1-3/4"	4"
2"	4-1/4"
2-1/4"	4-1/2"
2-1/2"	5"

This folder was designed for the easy insertion of short strips.

## 673 CONTINUOUS RUN STRAIGHT FOLDER

673-1  
HINGED PRESSER FOOT  
PLAIN SEWER



CLEAN FINISH TOP & BOTTOM


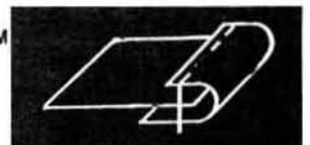


906NF  
NEEDLE FEED HINGE  
PRESSER FOOT

SIZE	
1-1/4"	
1-1/2"	
1-3/4"	
2"	
2-1/4"	
2-1/2"	
3"	
3-1/4"	
3-1/2"	

## 673B RAW EDGE CURVED BACK FOLDER

RAW EDGE  
TOP & BOTTOM

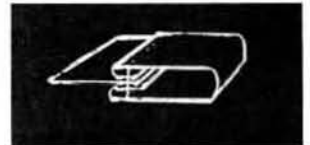


SIZE	
1"	2-3/4"
1-1/8"	3"
1-1/4"	3-1/4"
1-1/2"	3-3/4"
1-3/4"	4"
2"	4-1/4"
2-1/4"	4-1/2"
2-1/2"	5"

Can be adapted to any type machine

674-1  
HINGED PRESSER FOOT  
PLAIN SEWER

## 674 STRAIGHT CUT BANDING FOLDER



906NF NEEDLE  
FEED HINGE  
PRESSER FOOT

SIZE	
1-1/2"	3-1/4"
1-3/4"	3-3/4"
2"	4"
2-1/4"	4-1/4"
2-1/2"	4-1/2"
2-3/4"	5"
3"	

For straight cut material on rolls.  
Used for waistbands, belts and facings,  
etc., on work clothing, uniforms, bathing suits, etc.  
Samples of material to be used  
must be furnished.

MADE FOR ALL TYPES OF SEWING MACHINES.

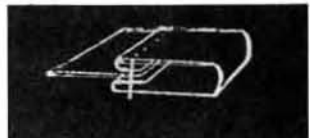
ALL RIGHTS RESERVED 1993



# PLACKET FOLDER

FOR: SINGER, CENTURIAN, U.S., JUKI, CONSEW, BROTHER, DURKOPP, KANSAI SPECIAL, RIMOLDI, WILCOX & GIBBS MACHINES

## 675 PLACKET FOLDER ON SWING ARM



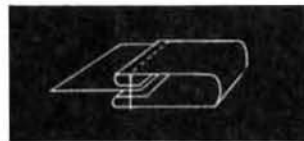
1-1/4" CUT SIZE	=	3/8" FINISHED SIZE
1-1/2" CUT SIZE	=	1/2" FINISHED SIZE
1-3/4" CUT SIZE	=	5/8" FINISHED SIZE
2" CUT SIZE	=	3/4" FINISHED SIZE
2-1/4" CUT SIZE	=	7/8" FINISHED SIZE
2-1/2" CUT SIZE	=	1" FINISHED SIZE
3" CUT SIZE	=	1-1/8" FINISHED SIZE
3-1/4" CUT SIZE	=	1-1/4" FINISHED SIZE
3-1/2" CUT SIZE	=	1-1/2" FINISHED SIZE

## 675A PLACKET FOLDER

## 675A-AIR PLACKET FOLDER WITH AIR

**675A-1**  
HINGED PRESSER FOOT  
PLAIN SEWER

**675A**



SIZE		
1-1/4"	2-1/4"	3-1/4"
1-1/2"	2-1/2"	3-3/4"
1-3/4"	2-3/4"	4"
2"	3"	4-1/4"
		4-1/2"

**5 ROW RAISED FEED  
AND THROAT PLATE**

**557-6**

**557-7**



**906-NF**  
NEEDLE FEED  
HINGE PRESSER FOOT

WE RECOMMEND A 5 ROW  
RAISED THROAT PLATE & FEED PLATE

**675A-AIR**



PLACKET FOLDER WITH AIR JET HELPS  
TO LOAD DIFFICULT MATERIAL.

## 676 PLACKET FOLDER WITH DOWN TURN FELLER


FOR FRENCH BUTTON FACING IN ONE OPERATION



**676-1**  
HINGE PRESSER FOOT  
PLAIN SEWER



SIZE
1"
1-1/4"
1-1/2"
1-3/4"
2"
2-1/4"
2-1/2"

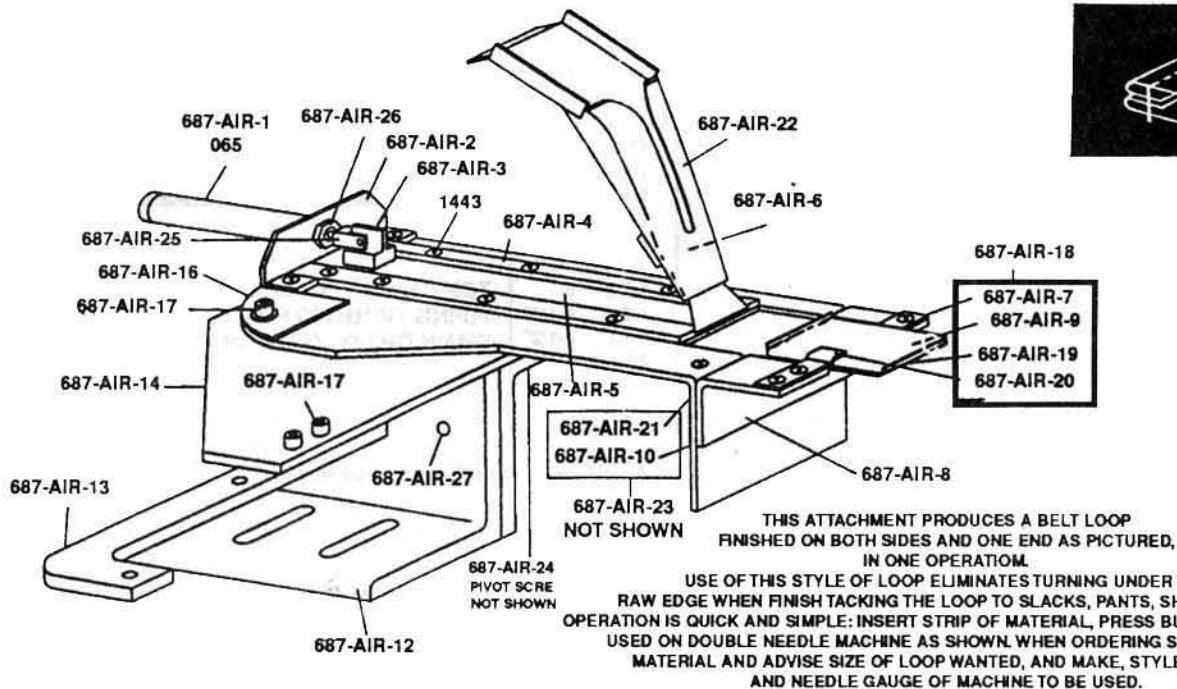


**906NF**  
NEEDLE FEED  
HINGE PRESSER  
FOOT


Specify machine make & model number,  
needle gauge and if interlining is used. Also  
send sample binding of correct cut size.

ALL RIGHTS RESERVED 1993

# 678-AIR LOOP FOLDER AIR OPERATED



CUT SIZE	FINISH SIZE
1-1/2"	7/8"
1-3/4"	1"
2"	1-1/4"
2-1/4"	1-2"
2-1/2"	1-7/8"
2-3/4"	2"
3"	2-1/4"
3-1/4"	2-1/2"
3-3/4"	3"
4"	3-1/4"
4-1/4"	3-1/2"
4-1/2"	3-3/4"
5"	4-1/4"




## 678 BELT LOOP FOLDER WITH FINISHED ENDS

FOR: SINGER, CENTURIAN, U.S., JUKI, CONSEW, BROTHER, DURKOPP, KANSAI SPECIAL, RIMOLDI, WILCOX & GIBBS MACHINES

### DOUBLE NEEDLE LOCK STITCH AND CHAIN STITCH MACHINES

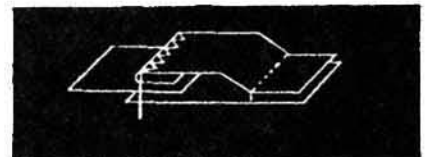
THIS ATTACHMENT PRODUCES A BELT LOOP FINISHED ON BOTH SIDES AND ONE END (AS PICTURED), IN ONE OPERATIONS. USE OF THIS STYLE OF LOOP ELIMINATES TURNING UNDER THE RAW EDGE WHEN FINISH TACKING THE LOOP TO SLACKS, PANTS, SHORTS, ETC. OPERATION IS QUICK AND SIMPLE: INSERT STRIP OF MATERIAL, PUSH KNOB, SEW LOOP. USED ON DOUBLE NEEDLE MACHINE AS SHOWN. WHEN ORDERING SEND SAMPLE MATERIAL AND ADVISE SIZE LOOP WANTED, AND MAKE, STYLE NUMBER AND NEEDLE GAUGE OF MACHINE TO BE USED.

CUT SIZE	FINISH SIZE
1-1/2"	7/8"
1-1/4"	1"
2"	1-1/4"
2-1/2"	1-1/2"
2-1/2"	1-7/8"
2-3/4"	2"
3"	2-1/4"
3-1/4"	2-1/2"
3-3/4"	3"
4"	3-1/4"
4-1/4"	3-1/2"
4-1/2"	3-3/4"
5"	4-1/4"



## 679 ROW-CAP ATTACHMENT FOR U.S.53100

PANT EDGE GUIDE	- 679A
TOP HEMMER	- 679B
23450-L UNION SPECIAL	- 679C
23450-F UNION SPECIAL	- 679D
23450-J UNION SPECIAL	- 679E
K71538 UNION SPECIAL	- 679F
234450 UNION SPECIAL	- 679G




THE WAIST BAND IS FED CONTINUOUSLY FROM A SIDE ROLL SITUATED AT THE OPERATOR'S RIGHT. THE FOLDER OPENS OUT THE EDGES OF THE WAIST BAND SO THAT THE TROUSER FABRIC AND BELT LOOPS CAN BE INSERTED, AND FOLDS IN THE TOP EDGE.

**FULLY ADJUSTABLE**

# TOP CENTER ATTACHMENT WITH TRIMMING


FOR: SINGER, CENTURIAN, U.S., JUKI, CONSEW, BROTHER, DURKOPP, KANSAI SPECIAL, RIMOLDI, WILCOX & GIBBS MACHINES.

## 680 TOP CENTER TRIMMING ATTACHMENT



### SIZE

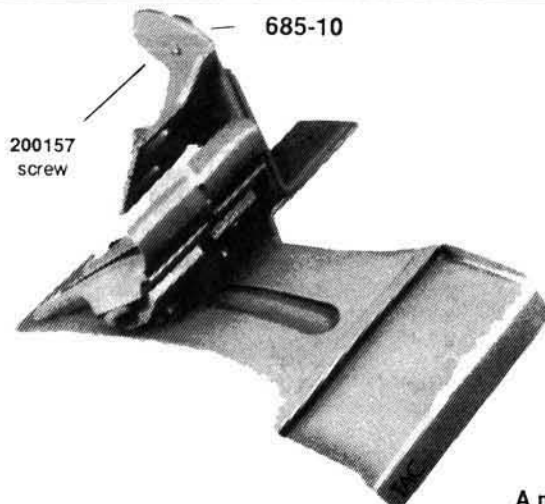
1"	2-3/4"
1-1/8"	3"
1-1/4"	3-1/4"
1-3/8"	3-1/2"
1-1/2"	3-3/4"
1-9/16"	3-7/8"
1-5/8"	4"
1-3/4"	4-1/4"
1-7/8"	4-1/2"
2"	4-3/4"
2-1/4"	5"
2-1/2"	



TOP CENTER FOLDER WITH LEFT AND RIGHT PIPING TRIMMING FOR TWO OR FOUR NEEDLE CHAIN OR LOCK STITCH MACHINES.

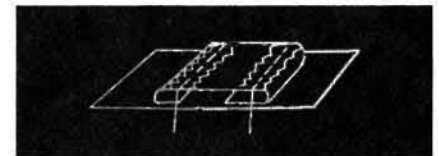
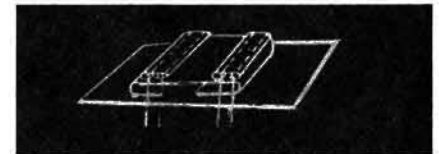
A variety of variations can be applied for effective trims.

## 681 TOP CENTER FOLDER WITH PIGGY BACK TRIMMING



### SIZE


1"	2-3/4"
1-1/8"	3"
1-1/4"	3-1/4"
1-3/8"	3-1/2"
1-1/2"	3-3/4"
1-9/16"	3-7/8"
1-5/8"	4"
1-3/4"	4-1/4"
1-7/8"	4-1/2"
2"	4-3/4"
2-1/4"	5"
2-1/2"	



A most versatile bracket combining 4-way adjustments with interchangeable folders.

DOUBLE NEEDLE LOCK STITCH AND CHAIN STITCH MACHINES.

## 682 MULTIPLE NEEDLE TRIMMING TOP CENTER FOLDERS



Any combination of shaping, ric rac, lace, braid, etc. can be used.

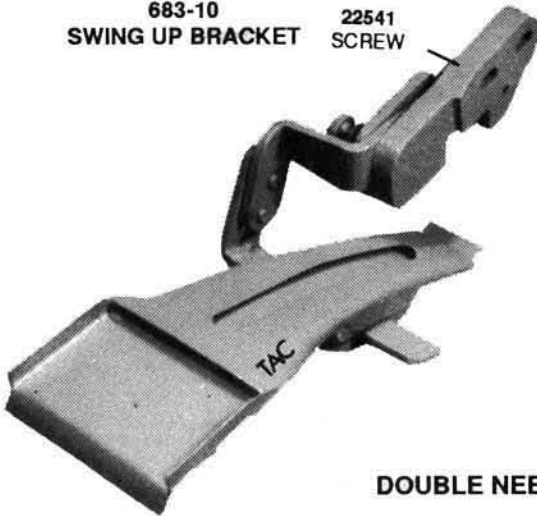
WHEN ORDERING, STATE MAKE AND STYLE NUMBER OF MACHINE, ENCLOSE SAMPLES AND MATERIAL.

ALL RIGHTS RESERVED 1993

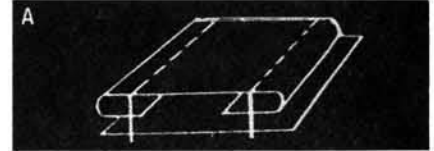
# TOP CENTER ATTACHMENTS

## 683 TOP CENTER FOLDER

683-10 SWING UP BRACKET 22541 SCREW



DOUBLE NEEDLE CHAIN STITCH MACHINES.

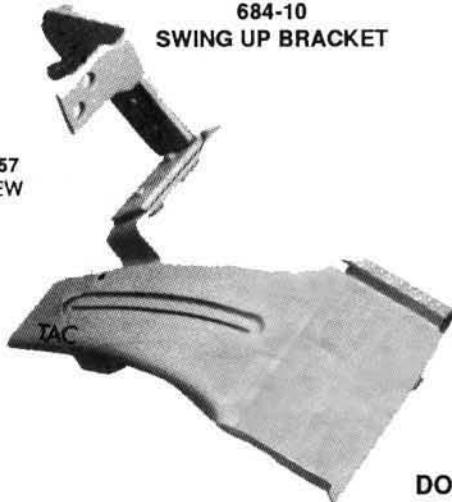


TOP CENTER FOLDER FOR:  
U.S., KANSAI SPECIAL,  
RIMOLDI, WILCOX & GIBBS, SINGER.

## 684 TOP CENTER FOLDER

684-10 SWING UP BRACKET

200157 SCREW



DOUBLE NEEDLE LOCK STITCH MACHINES.



TOP CENTER FOLDER FOR:  
PFAFF, CHANDLER, DURKOPP,  
NECHI MACHINE., U.S., CONSEW  
AND BROTHER.

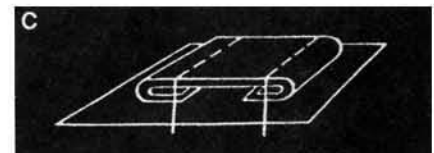
### SIZE

1"  
1-1/16"  
1-1/8"  
1-1/4"  
1-3/8"  
1-1/2"  
1-9/16"  
1-5/8"  
1-11/16"  
1-7/8"  
2"  
2-1/8"  
2"  
2-1/4"  
2-1/2"  
2-3/4"  
2-7/8"  
3"  
3-1/4"  
3-1/2"  
3-3/4"  
3-7/8"  
4"  
4-1/4"  
4-1/2"  
4-3/4"  
5"

## 685 TOP CENTER FOLDER

685-10 SWING UP BRACKET

200157 SCREW



TOP CENTER FOLDER FOR:  
SINGER 300W, 302W,  
U.S. P300-2/201, 206, 406, U.S. P300-0/201, 401,  
CONSEW 302.

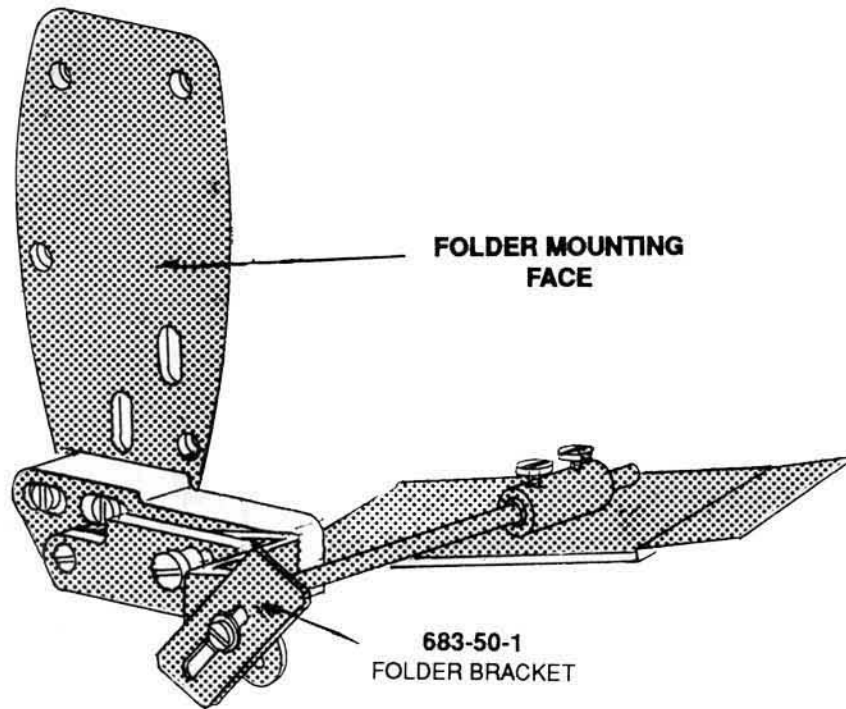
STATE MAKE AND MODEL OF MACHINE,  
AND ENCLOSE SAMPLES AND MATERIAL  
WHEN ORDERING.

All attachments can be adapted for all Double Needle Chain Stitch Machines.

ALL RIGHTS RESERVED 1993

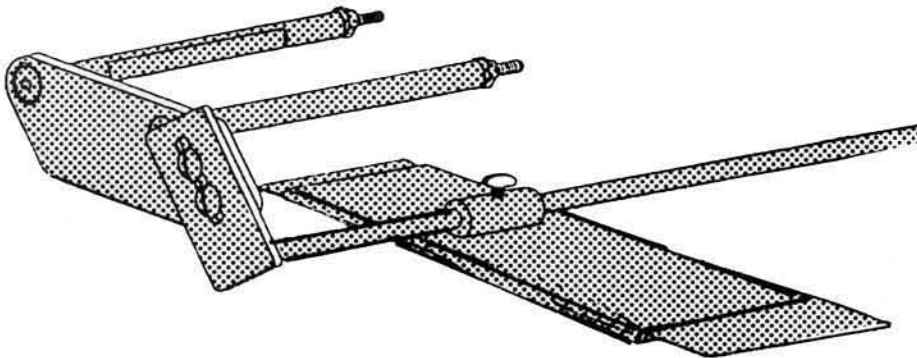


# 683-50 BARREL MOUNT SET UP FOR U.S.



# 683-60 BARREL MOUNT SET UP FOR KANSAI

KANSAI DFB1402



ALL RIGHTS RESERVED 1993

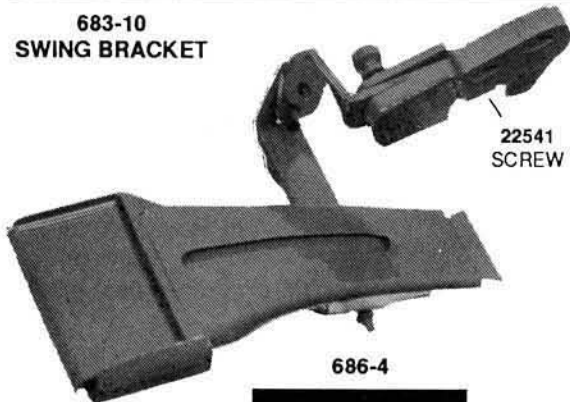
# TOP CENTER SHIRT FRONT ATTACHMENT

FOR: SINGER, CENTURIAN, U.S., JUKI, CONSEW, BROTHER, DURKOPP, KANSAI SPECIAL, RIMOLDI, WILCOX & GIBBS MACHINES.

FOR DOUBLE NEEDLE LOCK STITCH AND CHAIN STITCH MACHINES.

## 686 TOP CENTER ATT. WITH SWITCH UP BRACKET

683-10  
SWING BRACKET



22541  
SCREW




686-5

LEFT



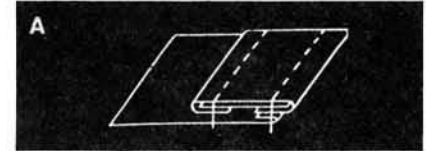
RIGHT



25C  
SCREW

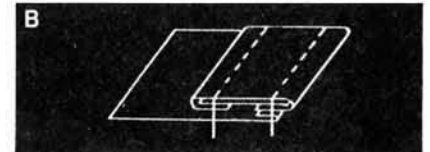
SIZE CUT	FINISH	NEEDLE GAUGE
2-1/4"	1-1/4"	3/4"
2-1/2"	1-1/2"	7/8" OR 1"

WITH LINING



Mens shirt start on bottom as illustrated.

WITHOUT LINING



USED ON DOUBLE OR MULTI - NEEDLE MACHINES.

## 687 TOP CENTER ATTACHMENT BED MOUNTED

687-1  
BASE BRACKET



200157  
SCREW

Generally used for shirts, robes, Blouses as a Top Center Folder. Also used with Center Facing for sewing on Center of Garment. Used with or without Pellon Filler.

WHEN ORDERING, STATE MAKE AND STYLE NUMBER OF MACHINE. ENCLOSE SAMPLES AND MATERIAL.

SIZE CUT	FINISH	NEEDLE GAUGE
2-1/4"	1-1/4"	3/4"
2-1/2"	1-1/2"	7/8" OR 1"

## 688 STATIONARY MOUNTED TOP & BOTTOM WAIST BAND ATTACHMENT

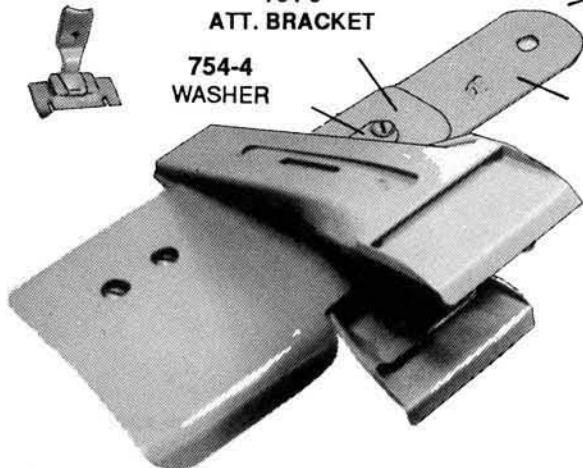
688-1  
HINGED  
PRESSER  
FOOT



754-3  
ATT. BRACKET

754-4  
WASHER

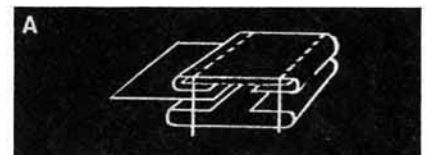
200459  
SCREW  
692-1  
BASE  
BRACKET



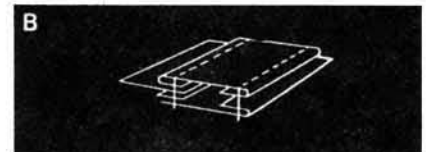
SIZE

1-3/4"  
2"  
2-1/8"  
2-1/4"  
2-3/8"  
2-1/2"  
2-3/4"  
2-7/8"  
3"

WITH LINING



WITHOUT LINING




ALL RIGHTS RESERVED 1993

# PLACKET FOLDER

FOR: SINGER, CENTURIAN, U.S., JUKI, CONSEW, BROTHER, DURKOPP, KANSAI SPECIAL, RIMOLDI, WILCOX & GIBBS MACHINES.

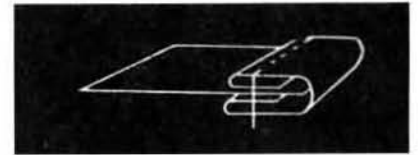
## 689 PLACKET FOLDER

689-1  
BASE BRACKET



CUT SIZE = FINISHED SIZE

1-1/4"	=	3/8"
1-1/2"	=	1/2"
1-3/4"	=	5/8"
2"	=	3/4"
2-1/4"	=	7/8"
2-1/2"	=	1"
3"	=	1-1/8"
3-1/4"	=	1-1/4"
3-1/2"	=	1-1/2"

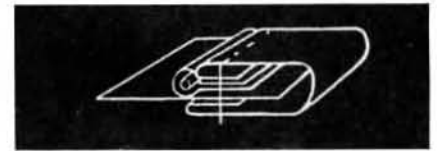



For sewing sleeve facings and plackets onto garments in one operation.

Short length strips cut from the lay are quickly inserted in this type folder for sleeve facing, plackets, belts, etc.

## 690 TWO TONE PLACKET FOLDER

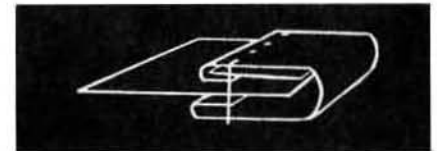

689-1  
BASE BRACKET



All attachments can be adapted to single needle and double needle lock stitch, and double needle chain stitch machine.

## 691 PLACKET FOLDER WITH LINING

689-1  
BASE BRACKET




WHEN ORDERING, STATE MAKE AND STYLE NUMBER OF MACHINE, ENCLOSE SAMPLES AND MATERIAL.

Used on shirts, dresses and sportswear, etc.

ALL RIGHTS RESERVED 1993

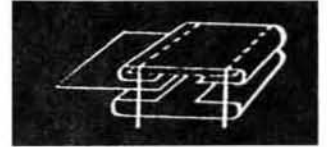
# 691-P TOP & BOTTOM WAISTBAND ATTACHMENT

FOR 300W AND U.S. AND RIMOLDI

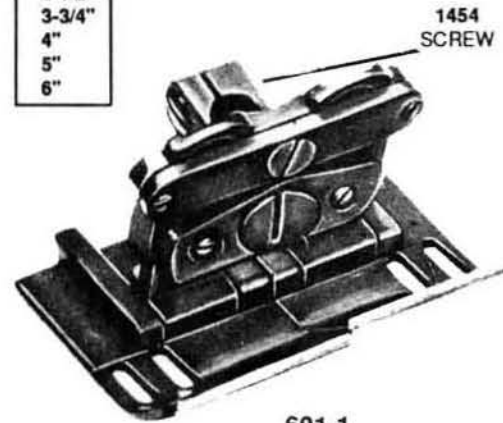


## SIZE

2"  
2-1/4"  
2-1/2"  
2-3/4"  
3"  
3-1/4"  
3-1/2"  
3-3/4"  
4"  
5"  
6"



Hinged compensating foot for 300W  
Two Needle and Four Needle Machine.



1454  
SCREW


691-1  
HINGE COMP. FOOT

For Singer 300W and U.S. Multi-needle Machines.  
For sewing a two piece waistband on work clothes.  
Upper folder mounted on switch up bracket. Lower  
folder mounted to underside of slide plate.

# 691-Q TOP & BOTTOM WAISTBAND ATTACHMENT

FOR 302W AND RIMOLDI

685-10  
SWING BRACKET

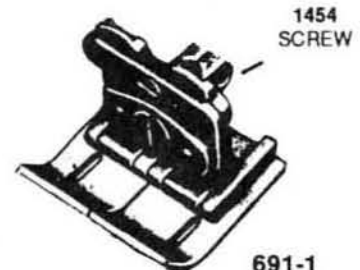
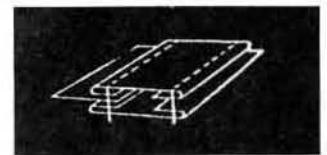


651-B2

651-B1

## SIZE

1-3/8"  
1-5/8"  
1-3/4"  
2"  
2-1/8"  
2-1/4"  
2-3/8"  
2-1/2"  
2-3/4"  
2-7/8"  
3"



1454  
SCREW

691-1  
HINGED  
COMPENSATING  
FOOT

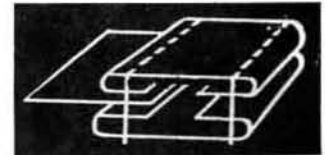

ALL RIGHTS RESERVED 1993



# 691-U TOP & BOTTOM WAIST BAND FOR U.S.

683-10  
SWING BRACKET

25C  
SCREW



**SIZE**

- 1-13/8"
- 1-5/8"
- 1-3/4"
- 2"
- 2-1/8"
- 2-1/4"
- 2-3/8"
- 2-1/2"
- 2-3/4"
- 2-7/8"
- 3"

691-U1  
TOP FOLDER

691-U2  
BOTTOM  
FOLDER


# 691-BS BOTTOM STRIPPER FOR U.S.

691-BS  
BOTTOM FOLDER UNDER  
BED MOUNT.  
FOR UNION SPECIAL




**SIZES**

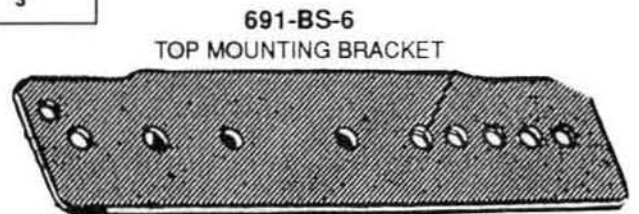
- 2-1/4"
- 2-3/8"
- 2-7/16"
- 2-5/8"
- 2-3/4"
- 3"



691-BSC  
COMPLETE BOTTOM STRIPPER  
WITH TOP CENTER FOLDER  
WITH 691-BS-6, 691-BS-7 & 54264F.

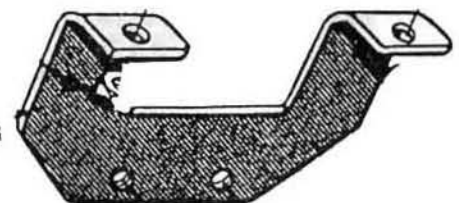


691-BS-5  
ONE PIECE ATTACHMENT  
MOUNTING BRACKET



691-BS-6  
TOP MOUNTING BRACKET

691-BS-7  
BED MOUNTING  
BRACKET

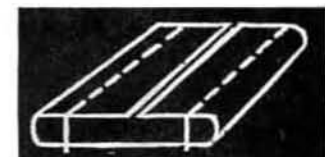


# 691-R BOTTOM STRIPPER FOR 300W WITH BRACKET



**SIZE**

- 2-1/4"
- 2-3/8"
- 2-7/16"
- 2-5/8"
- 2-3/4"
- 3"



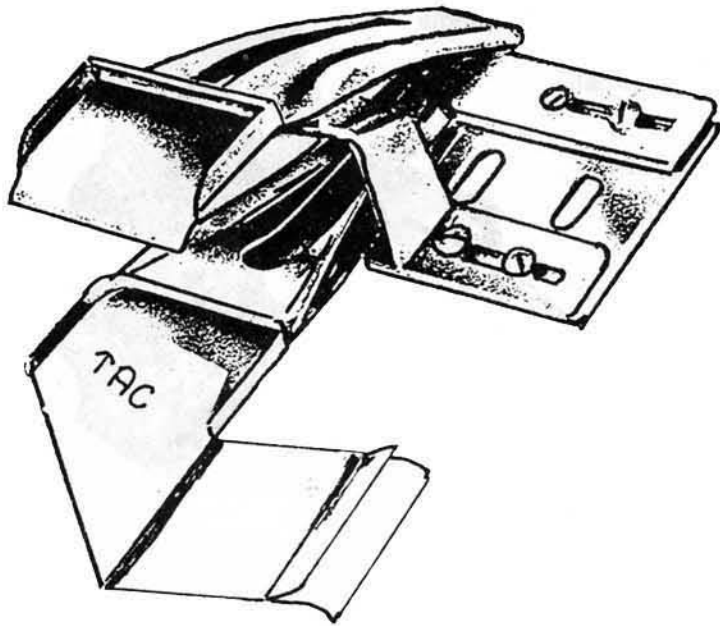
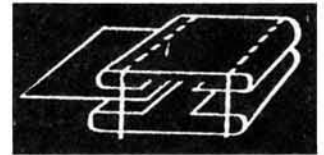
ALL RIGHTS RESERVED 1993

# 691-5 TOP & BOTTOM WAIST BAND

FOR SINGER 300W & U.S., KANSAI

CUT SIZE FINISH SIZE

1-3/8"	=	7/8"
1-5/8"	=	1-1/8"
1-3/4"	=	1-3/8"
2"	=	1-3/8"
2"	=	1-7/16"
2-1/8"	=	1-1/2"
2-1/4"	=	1-9/16"
2-1/4"	=	1-5/8"
2-1/4"	=	1-11/16"
2-1/4"	=	1-3/4"
2-3/8"	=	1-5/8"
2-3/8"	=	1-11/16"
2-3/8"	=	1-3/4"
2-1/2"	=	1-9/16"
2-3/4"	=	2-3/16"
2-7/8"	=	2-1/4"
3"	=	2-5/16"



When ordering send sample materials, width dimensions of belt; and advise make, style number and needle gauge of machine to be used.

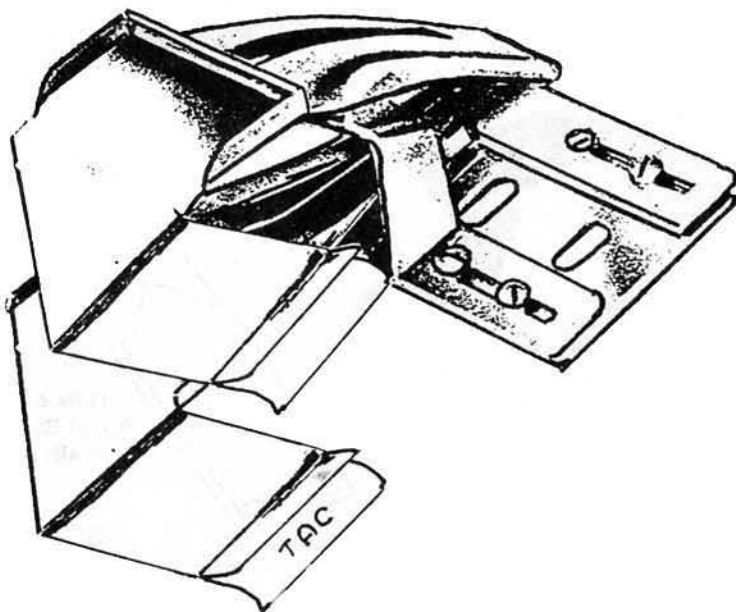
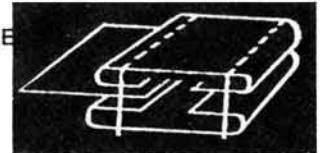
TOP FOLDER CUT SHORT STRIPS AND BOTTOM CUT ON ROLLS

# 691-T TOP & BOTTOM WAIST BAND

FOR SINGER 300W & U.S., KANSAI

CUT SIZE FINISH SIZE

1-3/8"	=	7/8"
1-5/8"	=	1-1/8"
1-3/4"	=	1-3/8"
2"	=	1-3/8"
2"	=	1-7/16"
2-1/8"	=	1-1/2"
2-1/4"	=	1-9/16"
2-1/4"	=	1-5/8"
2-1/4"	=	1-11/16"
2-1/4"	=	1-3/4"
2-3/8"	=	1-5/8"
2-3/8"	=	1-11/16"
2-3/8"	=	1-3/4"
2-1/2"	=	1-9/16"
2-3/4"	=	2-3/16"
2-7/8"	=	2-1/4"
3"	=	2-5/16"


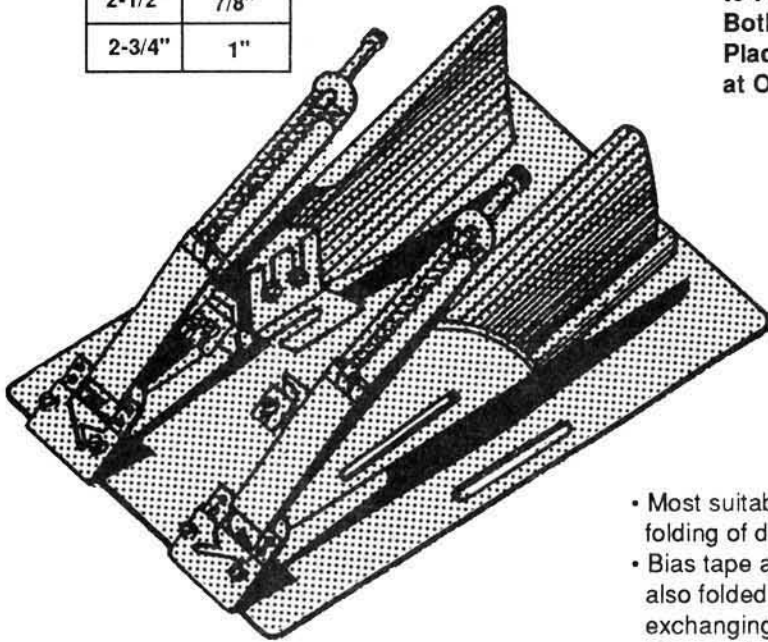


ALL RIGHTS RESERVED 1993

# 692H SHIRT PLACKET ATT. FOR POINTED SHIRT CUFF VENTS

CUT	FINISH
2-1/2"	7/8"
2-3/4"	1"

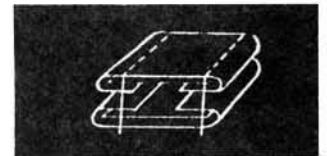

**New Type**  
**An Innovative Machine**  
**to Fold & Press**  
**Both Placket and Triangle**  
**Placket - edge**  
**at One Time!**



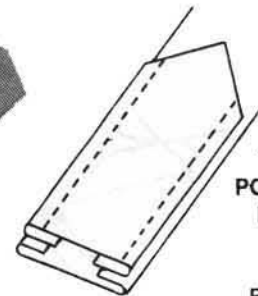
- Most suitable for placket folding of dress shirts.
- Bias tape and loop can be also folded and pressed by exchanging folders.
- Thermostat: 20 C - 200 C
- Capacity: 3,200 pcs per day (8H)

# 692B BELT POINTING MAKING ATTACHMENT

BELT POINTING MAKING ATTACHMENT WITH LINING AND FILLER ON BOTTOM FOR MAKING BELTS.  
 FOR ALL TYPES OF DOUBLE NEEDLE MACHINE



TOP & BOTTOM CLEAN FINISH  
 BELT WITH BOTTOM FILLER



TRIM & FINISH  
 POINT SEWING ON  
 PLAIN SEWER.

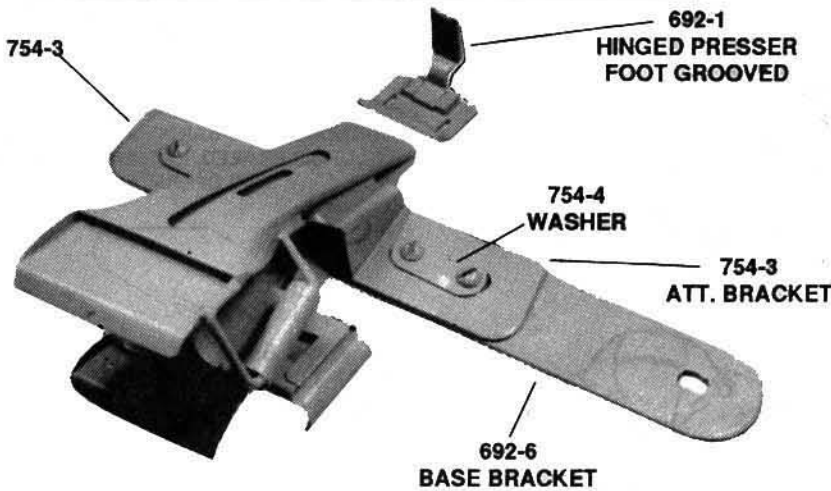
BOTTOM LINING  
 WITH FILLER

ALL RIGHTS RESERVED 1993


# DOUBLE NEEDLE BELT FOLDER

FOR: SINGER, CENTURIAN, U.S., JUKI, CONSEW, BROTHER, DURKOPP, KANSAI SPECIAL, RIMOLDI, WILCOX & GIBBS MACHINES.  
FOR DOUBLE NEEDLE LOCK STITCH AND CHAIN STITCH MACHINES.

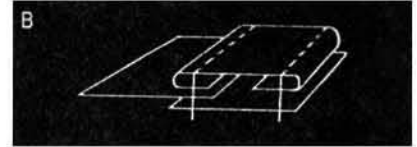
## 692 DOUBLE NEEDLE BELT FOLDER



SIZE
1-1/2"
1-3/4"
2"
2-1/4"
2-1/2"
2-3/4"
3"
3-1/4"
3-3/4"
4"
4-1/4"
4-1/2"



TOP AND BOTTOM CLEAN FINISH BELT WITH BOTTOM FILLER.



TOP STRIPPER WITH BOTTOM LINING GUIDE.

The lining for this attachment must be cut 1/8" smaller than the finish size.

This double needle attachment provides a better grade belt or handle. The edges of material going through the top folder are folded down, while the edges of the material in the bottom folder are folded up, resulting in clean finished edges.

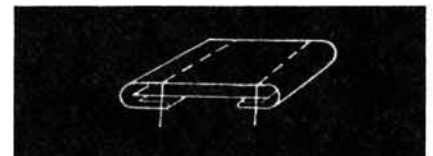
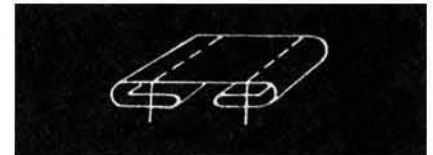
# DOUBLE NEEDLE FRENCH BELT ATTACHMENT

## 693 DOUBLE NEEDLE FRENCH BELT ATTACHMENT

693-1  
HINGED PRESSER  
FOOT AND GROOVED



CUT	
1-1/2"	3-1/4"
1-3/4"	3-3/4"
2"	4"
2-1/4"	4-1/4"
2-1/2"	4-1/2"
2-3/4"	5"
3"	



This attachment makes a clean edged belt by rolling in both sides of the material. See sketches.

This folder can be constructed to take a light weight material, or it can be made for heavier weights ( as woolens).

Roll cut material is recommended.

Provision can be made for a filler insertion, when requested.

Must be used on a machine of two or more needles.

When ordering, give belt dimensions, send sample materials for testing and advise machine make, style number and needle gauge.

ALL RIGHTS RESERVED 1993

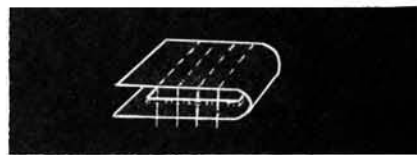


# ELASTIC RIGHT ANGLE WAISTBAND ATTACHMENT

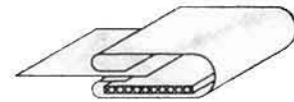
FOR: SINGER, U.S., JUKI, CONSEW, BROTHER, DURKOPP, KANSAI SPECIAL, RIMOLDI, WILCOX & GIBBS MACHINES.

FOR DOUBLE NEEDLE LOCK STITCH AND CHAIN STITCH MACHINES.

## 694 ELASTIC RIGHT ANGLE WAISTBAND ATTACHMENT



FIRST OPERATION- WAISTBAND WITH ELASTIC ADJUSTABLE TUBE BANDING MUST BE CUT ON ROLL PULLER FEED. RECOMMENDED WITH THIS OPERATION.

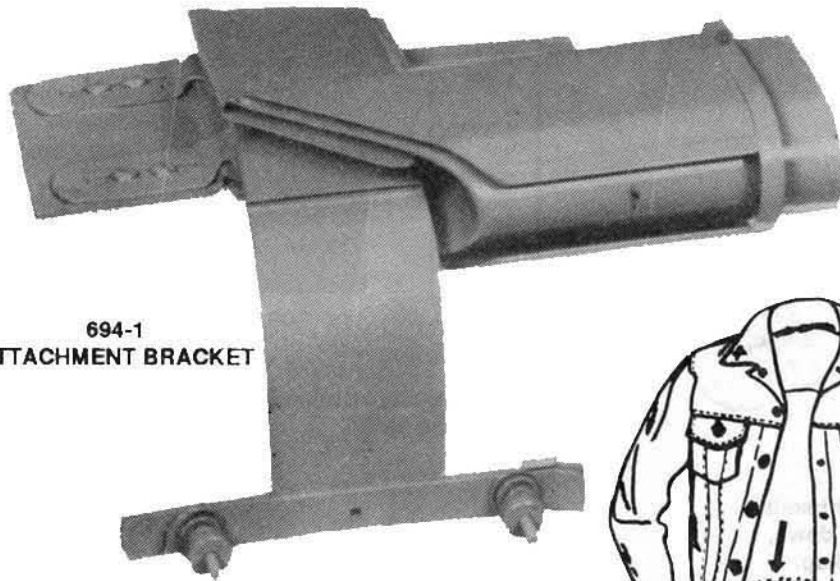


694-CF

CLEAN FINISH BINDER WITH ELASTIC UNDER BOTTOM FOLD

WHEN ORDERING, STATE MAKE AND STYLE NUMBER OF MACHINE, ENCLOSE SAMPLES AND MATERIAL.

MACHINE MUST HAVE A PULLER FEED



694-1

ATTACHMENT BRACKET

660-1  
ELASTIC  
TENSION




# WAISTBAND BOTTOM COVERED ELASTIC ATTACHMENT

## 695 WAISTBAND BOTTOM COVERED ELASTIC ATT.

### CUT SIZES


- 1/2"
- 3/4"
- 7/8"
- 1"
- 1-1/4"
- 1-1/2"
- 1-3/4"
- 2"
- 2-1/4"
- 2-1/2"



COVERED WEBBING IN MAKING SHIRRED WAIST BAND ON MEN'S SHORTS, SPORTSWEAR, DENIM, CHILDRENS PANTS, ETC.

ALL ATTACHMENTS CAN BE ADAPTED TO SINGLE NEEDLE AND DOUBLE NEEDLE LOCK STITCH AND DOUBLE NEEDLE CHAIN STITCH MACHINES.

TO ORDER, SEND A SAMPLE GARMENT. STATE HEM SIZE, ELASTIC SIZE, MACHINE MAKE, STYLE NUMBER AND NEEDLE GAUGE. SEND SAMPLE MATERIALS FOR TESTING.



268021

FRONT SLIDE PLATE

660-1  
ELASTIC TENSION



695-1

HINGED PRESSER FOOT

FOR DOUBLE NEEDLE LOCK STITCH AND CHAIN STITCH MACHINES

ALL RIGHTS RESERVED 1993


# ONE PIECE BANDING FOLDER

FOR: SINGER, U.S., JUKI, CONSEW, BROTHER, DURKOPP, KANSAI SPECIAL, RIMOLDI, WILCOX & GIBBS MACHINES.

FOR DOUBLE NEEDLE LOCK STITCH AND CHAIN STITCH MACHINES.

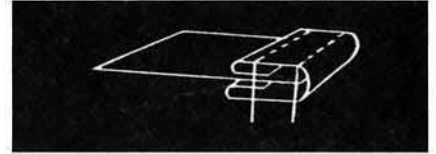
## 696 BANDING FOLDER

697-1  
ATTACHMENT BRACKET



### SIZES

2"  
2-1/4"  
2-1/2"  
2-3/4"  
3"  
3-1/4"  
3-1/2"  
3-3/4"  
3-7/8"  
4"  
4-1/4"  
4-1/2"  
4-3/4"  
5"



## BIG DAD BANDING FOLDER

MOST POPULAR BANDING FOLDER BEING USED IN THE INDUSTRY.

### 697 BIG DAD BANDING FOLDER

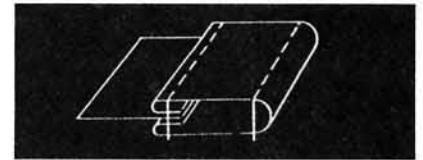
697-1  
ATT. BRACKET



### SIZES

3"  
3-1/4"  
3-1/2"  
3-3/4"  
4"  
4-1/4"  
4-1/2"  
4-3/4"  
5"

NOTE: FINISH SIZE IS BASED ON 3/8" TURN UNDER ON EACH SIDE.




WHEN ORDERING, STATE MAKE AND STYLE NUMBER OF MACHINE. ENCLOSE SAMPLES AND ROLL OF BINDING.

## BANDING FOLDER WITH ADJ. TABLE AND LINING GUIDE

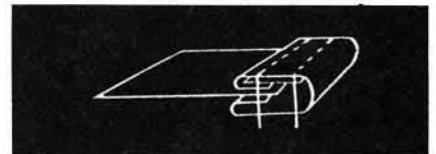
### 698 BANDING FOLDER WITH ADJ. TABLE & LINING GUIDE

697-1  
ATTACHMENT BRACKET



### SIZES

2"	3-1/2"
2-1/4"	3-3/4"
2-1/2"	4"
2-3/4"	4-1/4"
3"	4-1/2"
3-1/4"	4-3/4"
5"	



THE LINING FOR THIS ATTACHMENT MUST BE CUT 1/8" SMALLER THAN THE FINISH SIZE.

WHEN ORDERING, STATE MAKE AND STYLE NUMBER OF MACHINE, ENCLOSE SAMPLES AND MATERIAL.


ALL RIGHTS RESERVED 1993

# OFF ANGLE BANDING BINDER

FOR: SINGER, U.S., JUKI, CONSEW, BROTHER, DURKOPP, KANSAI SPECIAL, RIMOLDI, WILCOX & GIBBS MACHINES  
FOR DOUBLE NEEDLE LOCK STITCH AND CHAIN STITCH MACHINES.

## 699 TOP MOUNTED OFF ANGLE BANDING BINDER

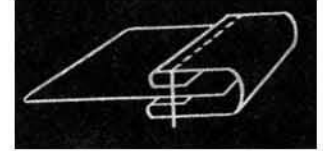
699-2  
ATT. BRACKET



699-1  
BASE BRACKET

### SIZE

2"  
2-1/4"  
2-1/2"  
2-3/4"  
3"  
3-1/4"  
3-1/2"  
3-3/4"  
4"  
4-1/4"  
4-1/2"  
4-3/4"  
5"




Note: Finish size is based on  
3/8 turn under on each side.

STATE MAKE AND MODEL OF MACHINE  
AND ENCLOSE SAMPLES AND MATERIAL  
WHEN ORDERING

## 700 DUNGAREE BANDING BOTTOM COLLAPSIBLE ATT.

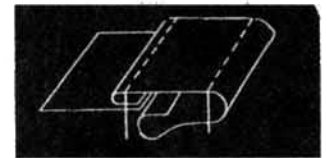
700 FOOT PEDAL OPERATED



700-1  
BASE BRACKET


### SIZE

2"  
2-1/4"  
2-1/2"  
2-3/4"  
3"  
3-1/4"  
3-1/2"  
3-3/4"  
4"  
5"  
6"



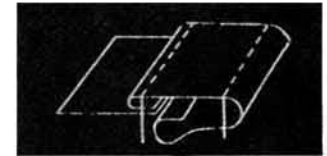
BOTTOM FOLD COLLAPSES  
FOR FINISHING OPERATION

## 700K KNEE OPERATED COLLAPSIBLE BANDING FOLDER (BOTTOM)



### SIZE

2"  
2-1/4"  
2-1/2"  
2-3/4"  
3"  
3-1/4"  
3-1/2"  
3-3/4"  
4"  
5"  
6"




BOTTOM FOLD COLLAPSES  
FOR FINISHING OPERATION

FOR U.S., SINGER, KANSAI, RIMOLDI

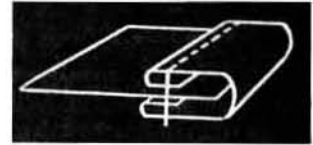
ALL RIGHTS RESERVED 1993

## 701-A ADJUSTABLE BANDING FOLDER



### SIZE

2-1/4"  
2-1/2"  
2-3/4"  
3"  
3-1/4"  
3-1/2"  
3-3/4"  
4"  
4-1/4"  
4-1/2"  
4-3/4"  
5"



BANDING FOLDER HAS  
ADJUSTABLE MARGIN  
CONTROLL

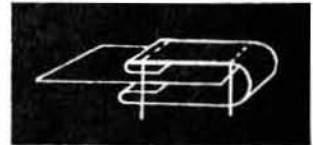
## 703 BANDING ONE PIECE PLACKET FOLDER

FOR DOUBLE NEEDLE LOCK STITCH AND CHAIN STITCH MACHINES



### SIZE

3"	4"
3-1/4"	4-1/8"
3-1/2"	4-1/4"
3-3/4"	4-1/2"
3-7/8"	4-3/4"
	5"




WITH DOUBLE FINGER  
SLOT FOR EASY LOADING

MOST POPULAR BANDING PLACKET FOLDER  
IN MANUFACTURING OF JEANS.  
MOUNTED ON NEW STYLE SWING DOWN  
BRACKET. ALLOWS GARMENT TO BE FINISHED  
ON BOTH ENDS. CAN BE ADAPTED WITH AIR  
JET. ELIMINATES TRIMMING OF LOOSE STRING

## 703-AIR BLUE JEANS SHORT PLACKET FOLDER WITH AIR JET

USED ON 300W AND 302W WITH SWING DOWN BRACKET FOR PRE-CUT BANDING




FOR BANDING PANTS AND DUNGAREES

AIR JET WILL BLOW  
LOOSE THREADS  
INTON FOLDER WHILE  
BEING STITCHED.  
IT WILL ELIMINATE  
TRIMMING OF GARMENT  
AFTER BANDING

## NEW STYLE SWING DOWN BRACKETS

### 702 NEW STYLE SWING DOWN BRACKET



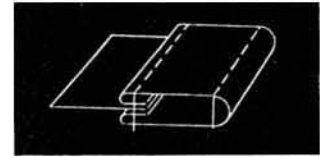
FOR BANDING FOLDERS  
SINGER 300W, 302, U.S. P300-2/201,  
206, 406, P300-0 201, 401  
CONSEW 302

ALL RIGHTS RESERVED 1993



# FLAIR BACK BANDING PLACKET FOLDER

## 704 FLAIR BACK BANDING PLACKET FOLDER



FLAIR BACK ON PLACKET FOLDER  
ALLOWS OPERATOR TO FEED MATERIAL  
INTO FOLDER WITHOUT LOSS OF TIME  
AND INCREASE PRODUCTION.



703-1  
BRACKET


### SIZE

3"
3-1/4"
3-1/2"
3-3/4"
3-7/8"
4"
4-1/4"
4-1/2"
4-3/4"
5"

## 702 NEW STYLE SWING DOWN BRACKET

702 FOR 302W

702-7  
SPACER  
BLOCK



702-6  
BASE MOUNTING BRACKET

702-20  
UNION SPECIAL  
SWING DOWN  
BRACKET


702-30  
300W SWING  
DOWN  
BRACKET

FOR BANDING FOLDERS:  
SINGER 300W, 302, U.S. P300-2/201,  
206, 406, P300-0/201, 401,  
CONSEW 302

702-1 TOP ASSEMBLY



702-9 BOTTOM ASSEMBLY



702-8  
COLLAR

702-2 THREAD ROD



702-3 PRESSER SPRING



702-4 NUT



702-5 WASHER



702-10 PIN



ALL RIGHTS RESERVED 1993

# 705 COUNTOUR WAIST BAND ATTACHMENT

## 705 COUNTOUR WAIST BAND ATTACHMENT



MOUNTED ON FLAT BED MACHINE.

STATE MAKE, MODEL AND NEEDLE GAUGE  
OF MACHINE WHEN ORDERING. ALSO SEND SAMPLES.


CONTOUR WAIST BAND ATTACHMENT WITH FINISHED FRONT  
IN ONE OPERATION ON SWING BRACKET FOR:

SINGER 300W, U.S. 51400, P300-01201, 401, DURKOPP 372-113-3-05, ADLER 167-FA272-NH-1, RIMOLDI, CONSEW 302.

## 706 COUNTOUR WAIST BAND ATT. FOR 302W


FOR SINGER 302W AND U.S. P300-2/201, 206, 406

### 706 COUNTOUR WAIST BAND ATTACHMENT ON 302W



ALL RIGHTS RESERVED 1993

# 706A POCKET FLAP ATT. FOR PFAFF 1242 CLASS MACHINE




DOUBLE NEEDLE MACHINE IS EQUIPPED WITH A VERTICLE KNIFE BEHIND NEEDLE, WITH COMPENSATING FOOT. FOR PFAFF, 1242; DURKOPP, ADLER, SINGER 212UX127KA WITH COMPENSATING FOOT SIMULTANEOUSLY ATTACHING THE FLAP.

GAUGE 8 TO 20 MM


## 706B DOUBLE PIPED BUTTON HOLE ATTACHMENT

POCKET WELTING ON MEN'S AND LADIES OUTERWEAR, SPORTSWEAR AND LEISURE WEAR.

FOR PFAFF 1242; SINGER 212UX127KA WITH COMPENSATING FOOT.



## 706C DOUBLE NEEDLE WELT POCKET FOOT WITH CORD




ALL RIGHTS RESERVED 1993

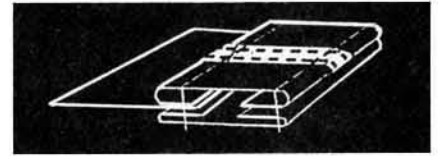
# TOP & BOTTOM BANDING WITH TUNNEL LOOP IN ONE OPERATION

SINGER 300W AND UNION SPECIAL MACHINES

707



- 707-1 COMPENSATING FOOT FOR 300W & 302
- 707-2 COMPENSATING FOOT FOR UNION SPECIAL



Dungaree being banded and both ends of belt loops being folded and inserted in one operation.




COLLAPSIBLE BANDING FOLDER

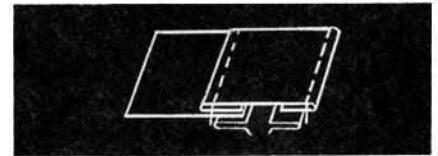
UPPER STRIP FOLDER 2-1/2" CUT - 1-11/16" FINISH 1-1/2" NEEDLE  
 UNDER STRIP FOLDER 2-1/2" CUT - 1-11/16" FINISH  
 LOOPS SHOULD BE SLIGHTLY LONGER THAN 2-1/2"  
 UPPER STRIP FOLDER 3" CUT - 2" FINISH - 1-3/4" NEEDLES  
 UNDER STRIP FOLDER 2-3/4" CUT - 2" FINISH  
 LOOPS SHOULD BE SLIGHTLY LONGER THAN 3"  
 DOUBLE STRAPPING FOLDER

# UPPER & UNDER STRIP WAISTBAND COLLAPSIBLE ATTACHMENT

708A



RECOMMENDED MACHINES ARE:  
 UNION SPECIAL 54400, SINGER 300W AND SIMILAR HEAVY DUTY MACHINES.



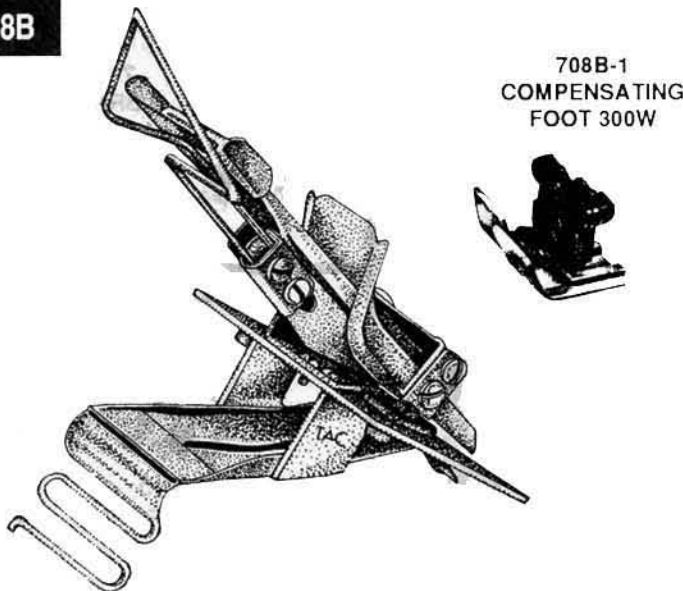
This attachment is used for banding various work clothing, sportswear, jeans, etc. with a top and bottom band.

SIZE	
UP TO 2"	1-9/16"
2-1/4"	1-11/16"
2-3/8"	1-7/8"
2-7/16"	1-11/16"
2-5/8"	1-3/4"
2-3/4"	1-15/16"
3"	2-1/8"
	2-3/16"

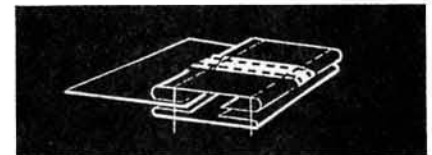
BOTTOM BAND ARE MOVED TOWARD CENTER SO THAT THEY ARE NOT STITCHED. WITH THE BOTTOM BAND NOT STITCHED, FINISHING OPERATIONS ARE MORE READILY PERFORMED.

# TOP & BOTTOM BANDING WITH TUNNEL LOOP IN ONE OPERATION

708B



708B-1 COMPENSATING FOOT 300W



TOP AND BOTTOM WAIST BAND WITH LOOP BEING SEWN IN ONE OPERATION ON 300W AND 302.

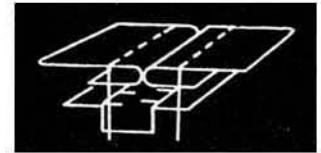
ALL RIGHTS RESERVED 1993



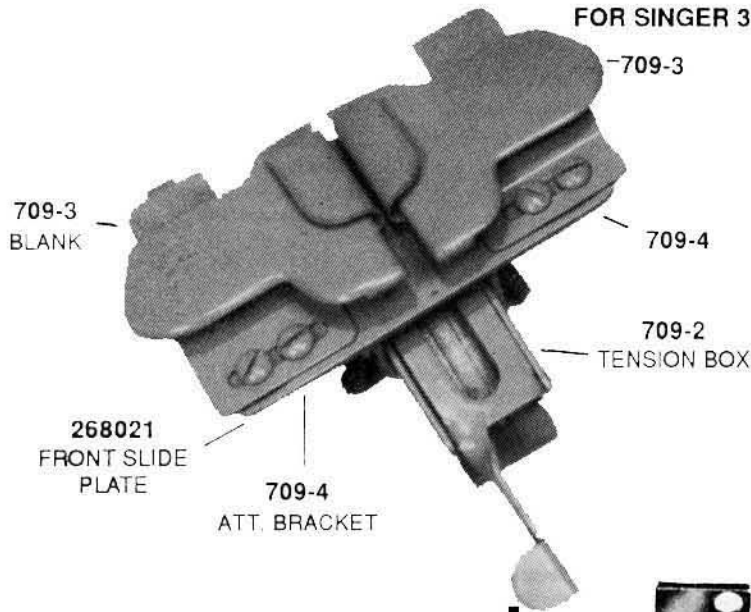
# 709 BUT ZIPPER ATT. FOR CHAIN STITCH MACHINES

FOR SINGER 300W

BUT ZIPPER SETTING




FOR DOUBLE NEEDLE  
CHAIN STITCH MACHINES



709-1  
PRESSER FOOT



709-2F  
FEED DOG



709-3T  
THROAT PLATE


# 710 BUT ZIPPER ATT. FOR LOCK STITCH MACHINES

710-5  
BLANK

710-4  
ATT. BRACKET

224144  
BOTTOM SLIDE

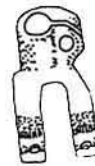
710-2  
TENSION BOX



EXCELLENT FOR USE ON SIDE OPENINGS  
OF SHORTS, SKIRTS AND SPORTSWEAR.

FOR 112 & 212W139

FOR CONSEW 339



710-9  
VIBRATING  
FOOT



710-7  
VIBRATING  
FOOT



710-1  
PRESSER FOOT



710-6  
FEED DOG



710-3  
ZIPPER THROAT PLATE




710-10  
LIFTING FOOT



710-8  
LIFTING FOOT

ALL RIGHTS RESERVED 1993

# 710B APEX ZIPPER BORDER MACHINE ATT.



710B-L  
FOLDER WITH  
BRACKET


710B-R  
FOLDER WITH  
BRACKET



UPHOLSTERY ZIPPER ATT.  
ZIPPERS MAY BE FROM ROLL OR  
INDIVIDUALLY LOADED


ZIPPER ATT. MOUNTED  
ON FRONT SLIDE PLATE

# 710B-ZPR-2 TWO NEEDLE ZIPPER MACHINE



710B-ZPR-2L  
FOLDER WITH  
BRACKET ONLY

710B-ZPR-2R  
FOLDER WITH  
BRACKET ONLY



## 710B-ZPR-2 TWO NEEDLE ZIPPER MACHINE

The most popular model for upholstery. The machine forms two hems of equal size, with two rows of stitching, one on each side of the zipper chain. Thus the zipper chain is completely covered.




710B-50  
HEAVY  
DUTY  
ZIPPER  
TENSION  
FOR APEX  
ZIPPER  
SETTING


710B-1  
ZIPPER FOOT



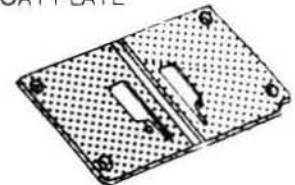
710B-3  
FEED DOG



# 710B-ZPR-2F HIDDEN ZIPPER ATTACHMENT

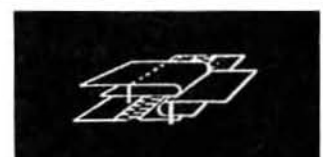


710B-2  
THROAT PLATE



## 710B-ZPR-2F TWO NEEDLE ZIPPER

The most popular model for throw or decorator pillows. Machine forms two hems with one overlapping the other to completely hide the zipper chain. Note only one row of stitching is visible.




OVER LAP ZIPPER SETTING

ALL RIGHTS RESERVED 1993

# 710AB ADJUSTABLE ZIPPER ATTACHMENT

FOR PFAFF 146 CLASS



ADJUSTABLE ZIPPER GUIDE



710A-5  
VIBRATING FOOT



710A-6  
LIFTING FOOT



710A-3  
THROAT PLATE

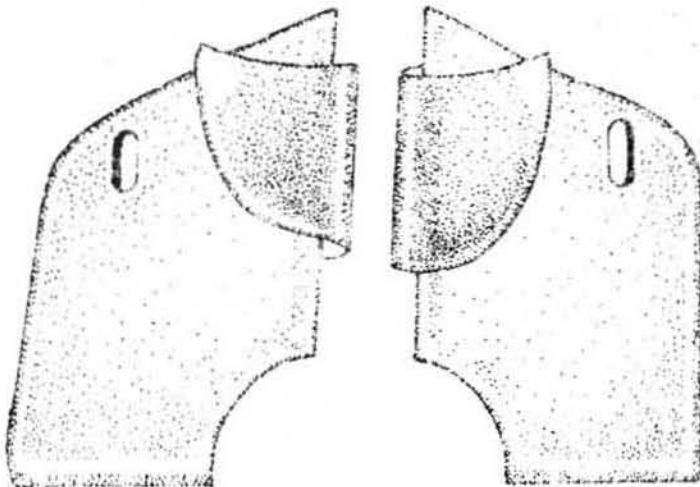


710A-2  
FEED DOG



But Zipper Setting

# 710-404 ZIPPER ATT. FOR APEX UPHOLSTERY MACHINE

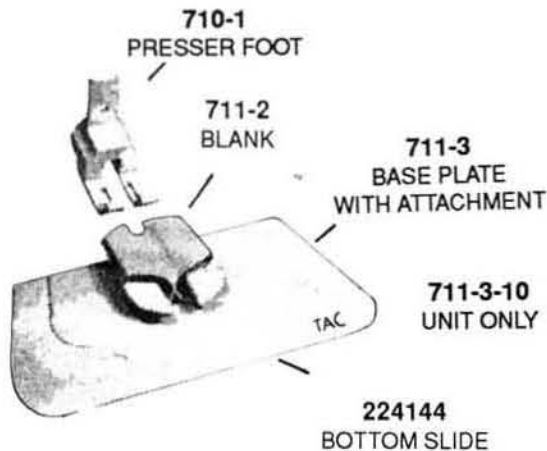


But Zipper Setting

UPHOLSTERY HEMMERS  
FOR APEX MACHINE  
FOR HEAVY AND LIGHT  
MATERIALS

# 711 BUT ZIPPER ON TOP ATT. FOR LOCK STITCH MACHINES

FOR SINGER 112 & 212W, CONSEW, JUKI, BROTHER



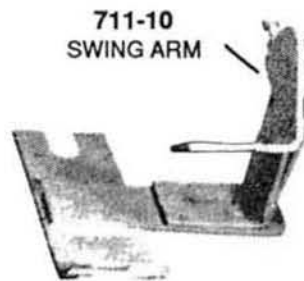
710-1  
PRESSER FOOT

711-2  
BLANK

711-3  
BASE PLATE  
WITH ATTACHMENT

711-3-10  
UNIT ONLY

224144  
BOTTOM SLIDE



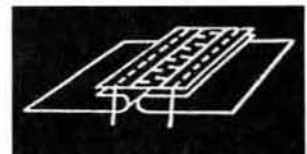
711-10  
SWING ARM



710-6  
ZIPPER FEED DOG



710-3  
ZIPPER  
THROAT PLATE




Material on bottom zipper setting

ALL RIGHTS RESERVED 1993


# DOUBLE BINDING ATTACHMENT

FOR: SINGER, U.S., JUKI, CONSEW, PFAFF, BROTHER, ADLER, DURKOPP, NECHI MACHINES, DOUBLE NEEDLE LOCK STITCH MACHINES.

## 712 OVERLAP DOUBLE NEEDLE ZIPPER ATTACHMENT




For operations where the flap completely covers the zipper, as in the production of shirts, pants, jackets, blouses, etc.

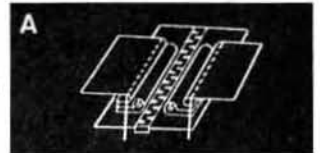


## 713 DOUBLE NEEDLE BINDING & WELTING ZIPPER ATT.

FOR: SINGER 300W, U.S., CONSEW, JUKI MACHINES

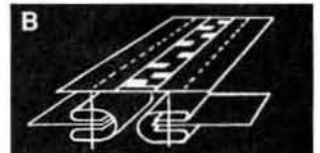


713-A



USED ON GARMENT BAGS  
UTILITY BAGS, JACKETS, ETC.

713-B




LEFT & RIGHT BINDING  
ZIPPER SETTING

STATE MAKE AND MODEL OF MACHINE,  
AND ENCLOSE SAMPLES AND MATERIAL WHEN ORDERING.

## 713 ADJ. ZIPPER ATT. WITH LEFT & RIGHT ADJ. FOLDER


FOR: 300W, 112 & 212, U.S., AND KANSAI



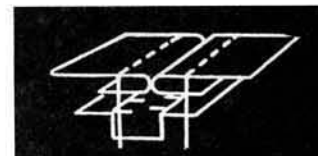
FOR RUNNING MATERIALS  
ON ROLLS FOR CONTINUOUS  
ZIPPER SEWING.

ALL RIGHTS RESERVED 1993






710BA SWING BRACKET



BUT ZIPPER SETTING

FOR DOUBLE NEEDLE CHAIN STITCH MACHINES

### 714 SINGLE NEEDLE ZIPPER SETTING (LEFT)




692-1  
BASE BRACKET

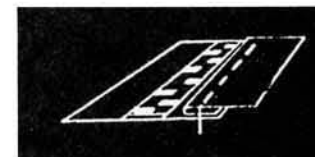


LEFT

### 715 SINGLE NEEDLE ZIPPER SETTING (RIGHT)




692-1  
BASE BRACKET




RIGHT

# 716B,C,D BINDING HALF ZIPPER



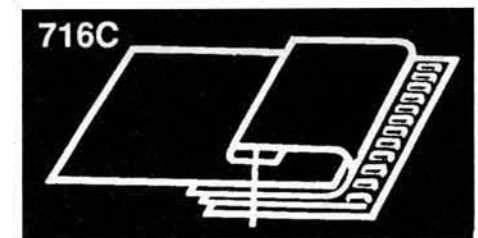
**716B**

**HALF ZIPPER SEWING  
WITH RAW EDGE BINDING**



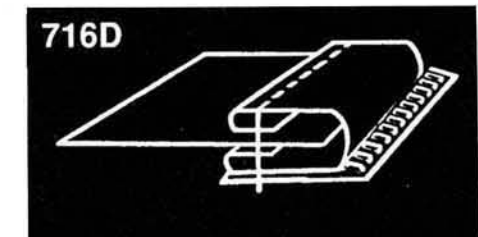
**716C**

**HALF ZIPPER SEWING WITH SEMI FOLD  
BINDING, CLEAN FINISH TOP, AND RAW BOTTOM.**




**716D**

**HALF ZIPPER SEWING,  
CLEAN FINISH TOP AND BOTTOM**



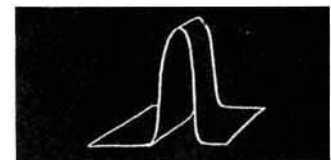

# 717-20 AIR OPERATED CURTAIN PLEATER



**MULTIPLE PINCH  
PLEATING  
ATTACHMENT**

**PATENT PENDING**

# 717-21 MANUEL CURTAIN PLEATER



**SINGLE PLEATING  
ATTACHMENT**


ALL RIGHTS RESERVED 1993

# SINGLE & DOUBLE NEEDLE TUCKING ATTACHMENT

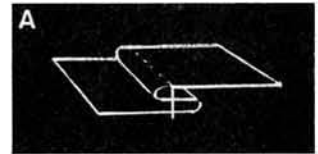
FOR: SINGER, CENTURIAN, U.S., JUKI, CONSEW, PFAFF, BROTHER, ADLER, DURKOPP, NECHI MACHINES, PLAIN SEWERS

## 718 SINGLE NEEDLE TUCKING ATTACHMENT

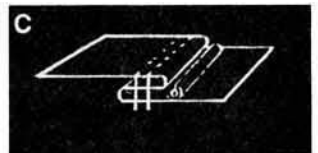
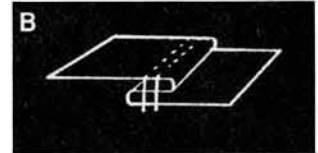
718-1  
PRESSER FOOT



CAN BE USED ON SINGLE AND DOUBLE LOCK STITCH MACHINES  
AND MULTIPLE NEEDLE CHAIN STITCH MACHINES.

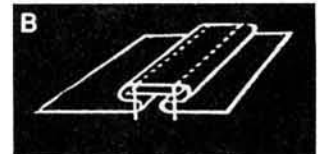



SINGLE TUCK

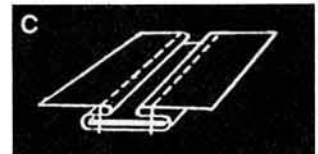


SINGLE NEEDLE TUCKING  
WITH PIPING IN ONE  
OPERATION.

## 719 DOUBLE NEEDLE TWO TONE TUCKING ATTACHMENT



DOWN TURN TUCKING  
WITH TRIMMING




UPTURN TUCKING WITH TRIMMING

PLEASE STATE MAKE AND STYLE NUMBER OF MACHINE  
WHEN ORDERING. SUBMIT MATERIALS AND SAMPLE.

CAN BE USED ON DOUBLE NEEDLE LOCK OR CHAIN STITCH MACHINE AND MULTIPLE NEEDLE MACHINE.

## 719T TUCKING ATTACHMENT ON SWING ARM



719T-1  
PRESSER FOOT

FOR PLAIN SEWER FOR  
INDIVIDUAL TUCKS.

ALL RIGHTS RESERVED 1993




# 718B-MT101 MULTIPLE TUCKING

## OVERLAP TUCKING

### TENNESSEE ATTACHMENT

manufactures a complete line of fixed blade tucking attachments for making any combination of tucking imaginable, from simple pintucks to 1-1/8" overlapping tucks. These attachments are designed to run completely automatic with minimal operator experience and at full machine speed.


Ideal for.. Blouses, Children's dresses, dresses, lingerie, skirts, nurses uniforms, men's shirts. All popular materials can be used ... Broadcloths, Nylons, Dacrons, Poplins, Light Woolens.



This is only a sampling of the various types of multiple tucking available. When ordering, a sample of the tucking desired and the material to be used must be furnished.




12 needle 3/16" gauge pintuck.




6 needle 3/8" gauge 1/4" tuck.



12 needle 7/16" gauge overlap, 1/4" tuck 7/16" space.



4 needle 9/16" gauge 1/8" tuck with lace inserts.




6 needle 3/8" gauge overlap, 7/16" tuck 3/8" space.



5 needle 1/2" gauge overlap, 9/16" tuck 1/2" space.




3 needle 3/8" gauge 1/4" tuck combined with lace in one operation.




Combination: Two 1/2" tucks facing out, 4 pin tucks center.



3 needle 15/16" gauge overlap, 1" tuck, 15/16" space.



12 needle 1/8" gauge pin tuck.




5 pin tucks right, 5 pin tucks left, 3/8" center-regular.

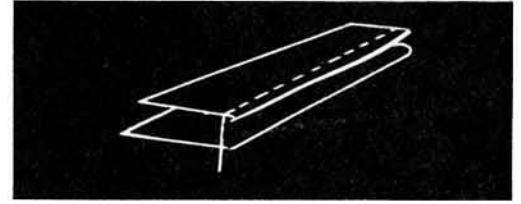


Combination: One 3/16" tuck, 4 pintucks, one 3/16" tuck, 4 pin tucks, one 3/16" tuck.

## 719A BURST SEAMING ATT. FIRST OPERATION




1ST OPERATION

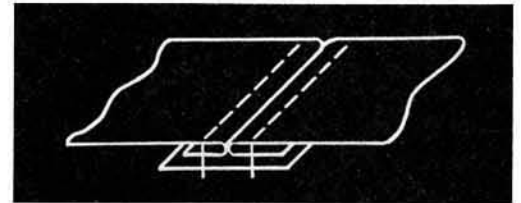


CAN BE SUPPLIED WITH BOTTOM TAPING IN ONE OPERATION.

## 719A-1 BURST SEAMING ATT. SECOND OPERATION



2ND OPERATION



BURST SEAMING ON DOUBLE NEEDLE LOCK STITCH AND 300W MACHINE.

AN UNCOMPLICATED MEANS TO SEAM BUSTING AND TAPING, FOR CARPETS, CANVAS PRODUCTS, ETC. USED ANYWHERE A SEAM MUST BE OPENED AND COVERED, OR STRENGTHENED. A MULTI-NEEDLE MACHINE WITH THE PROPER NEEDLE SPACING MUST BE USED.

FOR 112W139 & CONSEW 339

LIFTING FOOT  
719A-2



FOR 112W139 & CONSEW 339

VIBRATING FOOT WITH PLOW  
719A-3



FOR 112 & 212W

HINGE FOOT WITH PLOW  
719A-4



HINGE FOOT WITH PLOW FOR 300W  
719A-5



**WE HAVE CUSTOM  
DESIGNED METERING  
DEVICES, PULLERS,  
RUFFLERS,  
INSTALLED ON ALL TYPES OF  
SEWING MACHINES!**

719A-6  
UNION SPECIAL

HINGE FOOT WITH PLOW

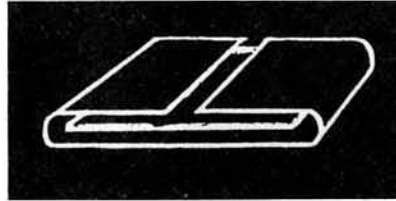



ALL RIGHTS RESERVED 1993

# CALENDER ATTACHMENT


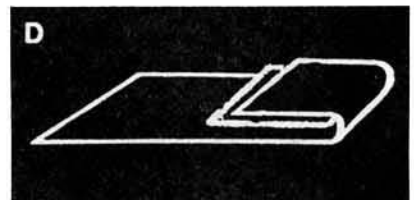


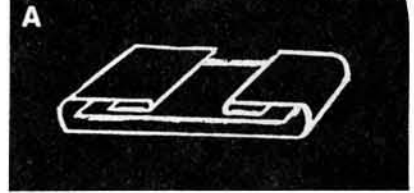
JUDELSHON ROLLER - SPOOLER - CALENDER MACHINES

## 720 UP TURN COLLANDER FOLDER





### SIZES



- 5/8"
- 3/4"
- 7/8"
- 1"
- 1-1/8"
- 1-1/4"
- 1-1/2"
- 1-3/4"
- 2"
- 2-1/4"
- 2-1/2"
- 3"
- 3-1/4"
- 3-1/2"
- 4"
- 5"
- 6"
- 7"
- 8"
- 8"
- 9"
- 10"
- 11"
- 12"
- 13"
- 14"
- 15"
- 16"



## 721 FOLD IN HALF FOLDER




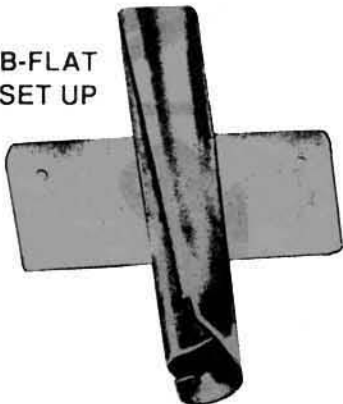
## 722 TURN UP ONE SIDE




## 720J FOLDERS FOR PRESSING MACHINE

Any conceivable type of fold can be produced with a variety of folders designed for use with Judelshon Roller - Spooler - Calender Machines

B-FLAT SET UP



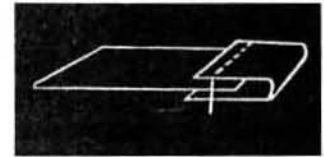

A-ANGLE SET UP



ALL RIGHTS RESERVED 1993

# 723D BAG CLOSING FOLDER FOR U.S.

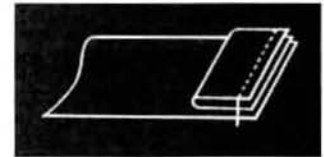

FOR U.S. 80600; 80200



## CUT SIZE

1-1/4"	1-7/8"
1-3/8"	2"
1-1/2"	2-1/8"
1-5/8"	2-1/4"
1-3/4"	2-3/8"
	2-1/2"

# 723E FRONT MOUNT OSANBURG FOLDER FOR 300W




## SIZE

40MM
50MM
60MM
70MM
80MM
90MM
100MM
110MM

# 723F BOTTOM LISTING FOLDER ADJ. FOR WIRE INSERT

FOR 300W




ALL RIGHTS RESERVED 1993




# 723 OSANBURG FOLDER

FOLD IN HALF FOLDER USED ON OSANBURG MACHINE




SIZE	
40MM	80MM
50MM	90MM
60MM	100MM
70MM	110MM

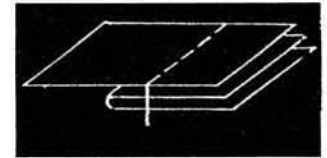


## 723A OSANBURG FOLDER BOTTOM MOUNT

FOR 300W; U.S. & 112W




SIZE
40MM
50MM
60MM
70MM
80MM
90MM
100MM
110MM

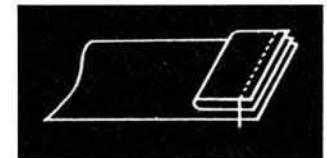


## 723B OSANBURG FOLDER ON SWITCH UP BRACKET

FOR 300W; U.S. & 112W




SIZE
40MM
50MM
60MM
70MM
80MM
90MM
100MM
110MM



## 723C OSANBURG WELT FOLDER TABLE MOUNT

FOR 300W; U.S. & 112W



SIZE	
1-1/4"	2"
1-1/2"	2-1/8"
1-5/8"	2-1/4"
1-3/4"	2-3/8"
1-7/8"	2-1/2"

ALL RIGHTS RESERVED 1993

# WELT AND BRAID GUIDE ATTACHMENTS


FOR: SINGER, CENTURIAN, JUKI, CONSEW, BROTHER, ADLER, DURKOPP, NECHI MACHINES,  
PLAIN SEWER AND NEEDLE FEED MACHINES.

## 724 RIGHT ANGLE WELTER


724-1  
WELT FOOT



402-1  
ATTACHMENT BRACKET



543-1  
BASE BRACKET




**SIZE**

5/8"  
3/4"  
7/8"  
1"  
1-1/8"

For any size binding  
and cord for bathrobes,  
bed spreads, slip covers,  
etc.

## 725 OFF - ANGLE WITH MARGIN ADJ.

725-1  
WELT FOOT




725-2  
ATTACHMENT BRACKET

725-3 PLATFORM

**SIZE**


5/8"  
3/4"  
7/8"  
1"  
1-1/8"  
1-1/4"  
1-1/2"  
1-3/4"  
2"



ANGLE WELTER EASES  
THE DRAG ON BINDING.


## 725A SOLID MOUNT WELTER WITH CORD

725A-1  
GROOVED FOOT

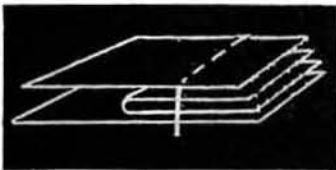


**SIZE**

5/8"  
3/4"  
7/8"  
1"  
1-1/8"  
1-1/4"  
1-3/8"  
1-1/2"  
1-5/8"  
1-3/4"  
1-7/8"  
2"  
2-1/4"  
2-1/2"




## 725A-10 SOLID MOUNT WELTER NO CORD



SIZE	
5/8"	1-1/2"
3/4"	1-5/8"
7/8"	1-3/4"
1"	1-7/8"
1-1/8"	2"
1-1/4"	2-1/4"
1-3/8"	2-1/2"


725A-10-1  
HINGE FOOT



ALL RIGHTS RESERVED 1993


## 725B OFF ANGLE WELT WITH CORD FOR CORNERS

725B -1  
HINGE FOOT GROOVED




SIZE

5/8"  
3/4"  
7/8"  
1"  
1-1/8"  
1-1/4"  
1-3/8"  
1-1/2"  
1-5/8"  
1-3/4"  
1-7/8"  
2"  
2-1/4"  
2-1/2"



## 725C ADJ. OFF ANGLE WELT ON SWING

725C-1  
WELT HINGE  
PRESSER FOOT



FOR MAKING CORNERS

SIZE

5/8"  
3/4"  
7/8"  
1"  
1-1/8"  
1-1/4"  
1-3/8"  
1-1/2"  
1-5/8"  
1-3/4"  
1-7/8"  
2"  
2-1/4"  
2-1/2"




## 726 READY - MADE PIPING ATTACHMENT

726-1  
HINGE WELT FOOT



726-2  
BASE BRACKET

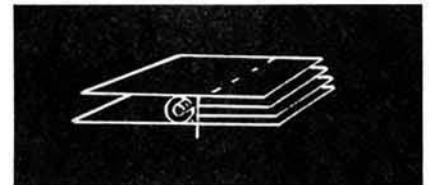


543-2  
ATT. BRACKET

FOR PRE-SEWN PIPING AND  
LACE TRIMMING, RIC RAC.

SIZE

3/16"  
1/4"  
3/8"  
1/2"  
5/8"  
3/4"



WELTING FEET FOR 151W1

724-7-1  
LIFTING  
PRESSER  
FOOT



724-7-IV  
VIBRATING  
PRESSER  
FOOT



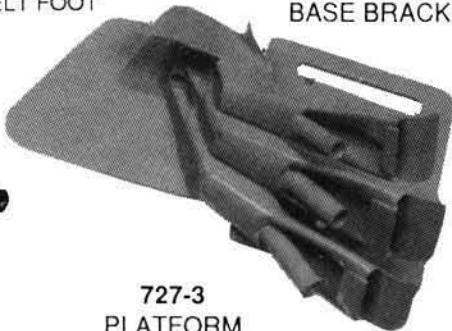
WHEN ORDERING, STATE MAKE AND STYLE NUMBER OF MACHINE. ENCLOSE SAMPLES AND MATERIAL.

## 727 CONTRASTING COLLAR WELTER

727-1  
HINGE WELT FOOT



727-2  
BASE BRACKET

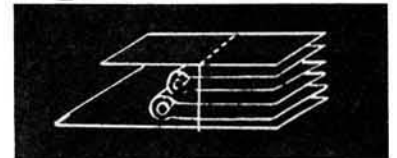


727-3  
PLATFORM

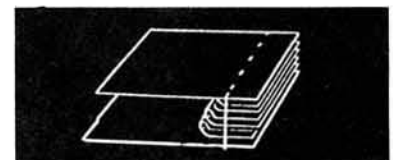
CUT

5/8"  
3/4"  
7/8"  
1"  
1-1/8"  
1-1/4"  
1-1/2"

727-A  
DOUBLE  
PIPING



727-B  
TRIPLE  
PIPING



RECOMMENDED USING THIS  
ATTACHMENT ON 151W1 TO HAVE  
A PUCKER FREE FINISH ON GARMENT.

# WELTERS PLAIN SEWING MACHINES

FOR: SINGER, CENTURIAN, JUKI, CONSEW, BROTHER, ADLER, DURKOPP, NECHI MACHINES, PLAIN SEWER AND NEEDLE FEED MACHINES

## 728 VINYL WELT GUIDE ON SWING ARM



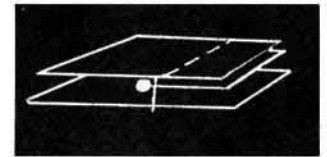
728-2  
SWING ARM



728-1  
HINGE  
WELTER FEET

### SIZE



1/4"  
3/8"  
1/2"



PRE-MADE VINYL FOR LIGHT WORK.  
FOR HEAVIER VINYL WE RECOMMEND  
NEEDLE FEED WALKING FOOT MACHINES.

## 729 OFF-ANGLE WELTER ON SWING ARM

729-1  
HINGE  
WELTER  
FEET



### MADE IN SIZES


5/8"	1-1/8"
3/4"	1-1/4"
7/8"	1-3/8"
1"	1-1/2"

ANGLE WELTER EASES THE DRAG ON BINDING SWING ARM ALLOWS FOR FINISHING OPERATION.

## 729A CURVED BACK WELTER

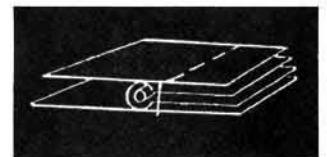


729A-1  
HINGE  
WELTER  
FEET



### SIZES


5/8"  
3/4"  
7/8"  
1"  
1-1/8"  
1-1/4"



WHEN ORDERING, STATE MAKE AND  
STYLE NUMBER OF MACHINE. ENCLOSE  
SAMPLE AND MATERIAL.

## 730 READY MADE WELT & BRAID GUIDE ON SWING ARM

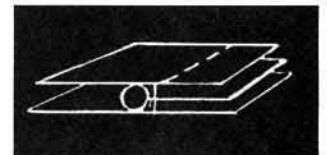
120428  
SWING ARM



230-1  
HINGE WELT FOOT

### SIZE

3/16  
7/32  
1/4  
5/16  
3/8  
13/32  
7/16  
1/2  
5/8  
11/16  
3/4  
13/16  
7/8



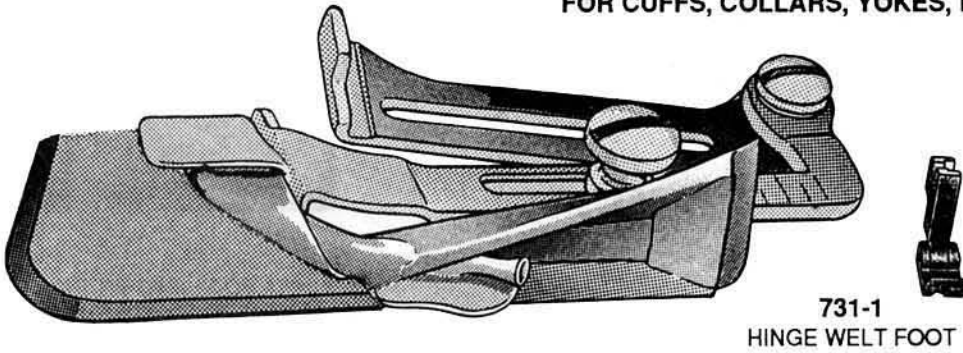
FOR PRE-SEWN PIPING AND  
LACE, RIC-RAC TRIMMING

ALL RIGHTS RESERVED 1993

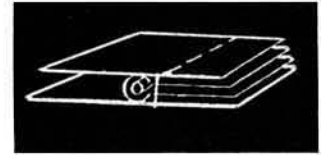


## 731 RIGHT ANGLE WELTER ON SWING ARM

FOR CUFFS, COLLARS, YOKES, ETC.




SIZE
5/8"
3/4"
7/8"
1"
1-1/8"
1-1/4"



WHEN ORDERING STATE MAKE AND STYLE NUMBER OF MACHINE. ENCLOSE SAMPLE AND MATERIAL

## 731-25 STRAIGHT PILLOW CASE WELTER

731-25-1  
HINGE WELT FEET



SIZES
5/8"
3/4"
7/8"
1"
1-1/8"
1-1/4"
1-3/8"
1-1/2"



WHEN ORDERING STATE MAKE AND STYLE NUMBER OF MACHINE. ENCLOSE SAMPLES AND MATERIAL


## 731-50 STRAIGHT PILLOW CASE WELTER



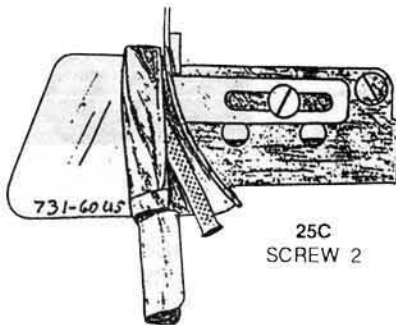
731-50-1  
HINGE WELT FEET



SIZES
5/8"
3/4"
7/8"
1"
1-1/8"
1-1/4"
1-3/8"
1-1/2"



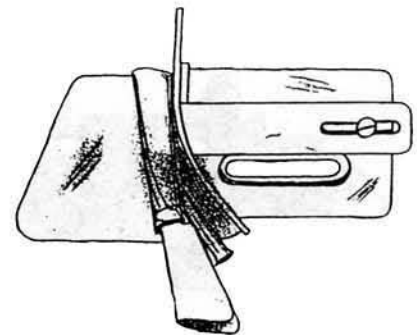
## 731-60-US UNION SPECIAL WELTER ON SWING



SIZE
5/8"
3/4"
7/8"
1"
1-1/8"
1-1/4"
1-3/8"
1-1/2"

## 731-60-SM SOLID MOUNT

WELTER FOR U.S.



ALL RIGHTS RESERVED 1993

# WELTERS OVERLOCK MACHINES

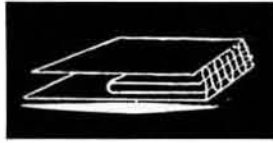
FOR: SINGER, U.S., RIMOLDI, MERROW, WILCOX & GIBBS, JUKI, BROTHER, PEGASUS, COLUMBIA, LEWIS, YAMATO MACHINES.

## 732-25 OFF ANGLE WELT NO CORD



SIZE
5/8"
3/4"
7/8"
1"
1-1/8"
1-1/4"

FOR:  
U.S, JUKI,  
SINGER,  
RIMOLDI,  
WILCOX  
&  
GIBBS.



## 732-50 ADJUSTABLE LACE TUBE




Adjustable lace tube from 1/2" to 3".  
For all types of overlock machines.

## 732-A RIGHT ANGLE WELTER FOR JUKI

FOR: MO-800, 804, 814, 816 SERIES.

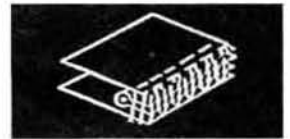


732A-1  
PRESSER FOOT & GROOVED  
FOR WELTING

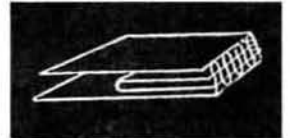


732A-2  
SWING ARM

SIZE
5/8"
3/4"
7/8"
1"
1-1/8"
1-1/4"



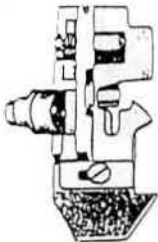
732-A-a WITH CORD




732-A-b NO CORD

## 735 RIGHT ANGLE WELTER

RIMOLDI

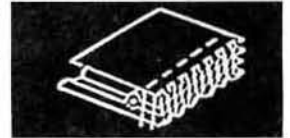


735-1  
HINGED PRESSER  
FOOT GROOVED

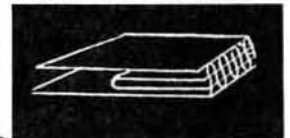


735-2 SWING ARM

SIZE
5/8"
3/4"
7/8"
1"
1-1/8"
1-1/4"



735-a WITH CORD



735-b NO CORD


SPECIFY SIZE OF BINDING AND CORD FILLER.

WHEN ORDERING, STATE MODEL  
OF MACHINE, ENCLOSE SAMPLE.

## 735M WELTER FOR MERROW MACHINE



735-M1  
HINGED PRESSER  
FOOT GROOVED



SIZE
5/8"
3/4"
7/8"
1"
1-1/8"
1-1/4"



735M-A WITH CORD



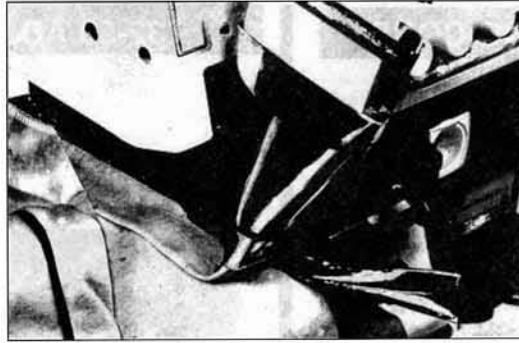
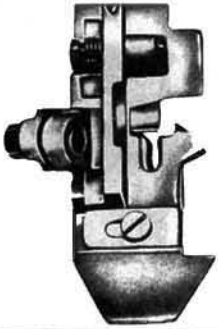
735M-B NO CORD

ALL RIGHTS RESERVED 1993

# 735-A RIGHT ANGLE DOUBLE WELT

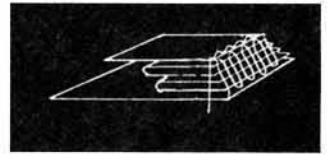
RIMOLDI

735A-1  
HINGED PRESSER FOOT



**SIZES**

- 5/8"
- 3/4"
- 7/8"
- 1"
- 1-1/8"
- 1-1/4"




FOR ATTACHING KNIT BINDING WITH INSERTION OF A DECORATIVE PIPING ON THE FRONT OPENING AND AROUND THE NECK OPENING OF KNIT FABRIC, PAJAMA JACKETS.

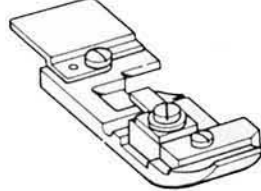
# 736 A RIGHT ANGLE WELT FOR BROTHER & SINGER MACHINES

FOR: SINGER 831, 842, 881, 882, BROTHER 500 SERIES EF4-B561, SIRUBA

736A-2  
SWING ARM

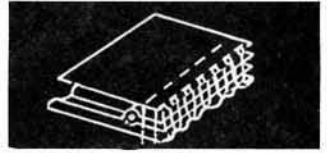


062670612  
SCREW

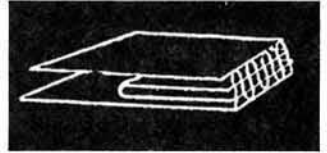


**SIZES**

- 1/2"
- 5/8"
- 3/4"
- 7/8"
- 1"



736A-a WITH CORD



736A-B NO CORD

736A-1  
HINGE PRESSER  
FOOT GROOVED

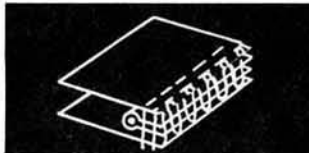
# 737 RIGHT ANGLE WELTER

FOR: WILCOX & GIBBS, PEGASUS 500 SERIES

737-1  
HINGED PRESSER  
FOOT GROOVED




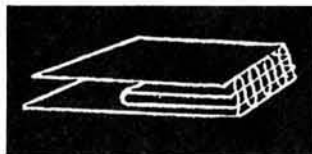
737-a  
with  
cord



**SIZES**

- 5/8"
- 3/4"
- 7/8"
- 1"
- 1-1/8"
- 1-1/4"

737-b NO CORD



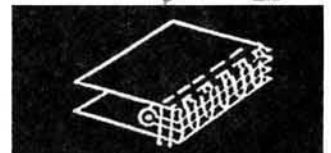
# 737-515 WELTER

FOR: WILCOX & GIBBS 515

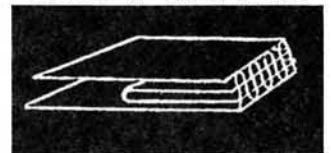


**SIZE**

- 1/2"
- 5/8"
- 3/4"
- 7/8"
- 1"



737-515-a WITH CORD




737-515-b NO CORD

ALL RIGHTS RESERVED 1993

# 738 OFF ANGLE WELTER

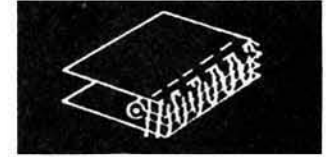
UNION SPECIAL 39500

738-1  
HINGED PRESSER  
FOOT GROOVED

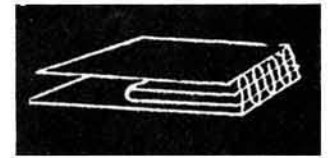


**SIZE**

- 5/8"
- 11/16"
- 3/4"
- 7/8"
- 1"
- 1-1/16"
- 1-1/8"
- 1-1/4"
- 1-3/8"
- 1-1/2"
- 1-5/8"
- 1-3/4"
- 1-7/8"
- 2"



738-a WITH CORD




738-b NO CORD

# 738-20 RIGHT ANGLE WELTER FOR YAMATO

FOR: YAMATO, DCZ200, 300, 400 SERIES & COLUMBIA

**738A**

COLUMBIA




**738-20**

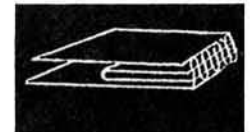

YAMATO

**SIZE**


- 5/8"
- 3/4"
- 7/8"
- 1"
- 1-1/8"
- 1-1/4"



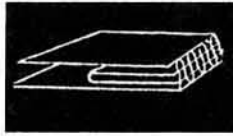
738-20-a WITH CORD



738-20-b NO CORD



738A-a WITH CORD



738A-b NO CORD

738A-1  
HINGED  
PRESSER  
FOOT  
GROOVED

# 738B OFF ANGLE WELTER FOR PEGASUS & SINGER

WILCOX & GIBBS PEGASUS 504-E52 SERIES SINGER 861B001; 862B024; 872 SERIES

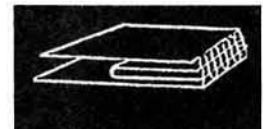


**SIZE**

- 5/8"
- 3/4"
- 7/8"
- 1"
- 1-1/8"
- 1-1/4"



738B-a WITH CORD



738B-b NO CORD

WHEN ORDERING STATE MAKE  
AND STYLE NUMBER OF MACHINE.  
ENCLOSE SAMPLES AND MATERIAL.

ATTACHMENT WILL INSERT A CORD PIPING BETWEEN 2 PLYS OF MATERIAL

ALL RIGHTS RESERVED 1993

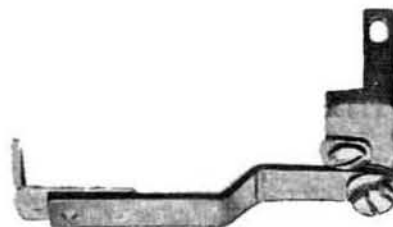


**EDGE GUIDE FOR SERGING MACHINE**



**33751-N/S**  
NEW STYLE EDGE GUIDE  
**ALSO AVAILABLE**  
7405 EDGE GUIDE HOLDING SCREW  
YAMATO


**738C**



**COLUMBIA**  
ADJUSTABLE SWING EDGE GUIDE, COMPLETE  
#33751 FOR CLASS: DCZ-200



**738CT HEMMING FOR KNIT U.S. 39500**



**738DT HEMMING FOR KNIT**

WILCOX & GIBBS - G1885  
JUKI, RIMOLDI


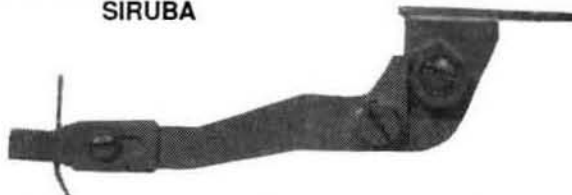
**738E EDGE GUIDE ON SWING GAUGE**

FOR: U.S. 39500



**738F SWING EDGE GUIDE**

FOR SINGER 831, 842, 881, 882 SERIES  
BROTHER 500, EF4-B561 SERIES  
SIRUBA



**738G SWING EDGE GUIDE**

FOR SINGER 861, 862, & 872 SERIES  
WILCOX & GIBBS, PEGASUS  
504-E52 SERIES

# BACKTACKING ATT. ON SWING - AWAY BRACKET

Designed to fit all standard overlocks.  
Installed in minutes - ready for work.

Your operator can obtain back tacking on the leading edges of seams while overlocking attachment can swing away from sewing area when not required, and in a split second can be repositioned into working position.

Increased quality reduces handling, eliminates trimming and a bartack operation. Adaptable for all overlock operations. Excellent for both knit and woven goods.

**738H**


FOR UNION SPECIAL MACHINES  
FOR 39500



- #A9457
- #A9457A KNIFE
- #A9457B KNIFE SCREW
- #A9457C SPRING
- #A9457D SPRING SCREW

**738I**

FOR RIMOLDI MACHINES



#AS270-X 2-4452 (#920776-4-10) #SBT24


- #3647B (#100458-0-10)
- #2701PDB-4042 (#203231-0-10)
- #270X1-4462 (#920778-0-10)
- #270X1-4472 (#920780-0-10)
- #270X1-4482 (#920782-0-10)
- #270X1-4502 (#920785-0-10)
- Knife Screw
- Guard Set Screw
- Guard
- Knife
- Lower Spring
- Upper Spring

**738-J**

FOR JUKI MO 801

#MAP-80-101-ZAO

#SBT28




- #MAT-80103-ZOO Upper Spring
- #MAT-80104-ZOO Lower Spring
- #MAT-80105-ZOO Knife
- #MAT-80106-ZOO Guard
- #SS-6060410-TP Knife
- #SS-7060610-SP Guard Set Screw

**738-K**

FOR SINGER 246, 460 CLASS

#SBT20



BACKTACKING ATTACHMENTS  
ON SWING-AWAY BRACKETS  
ARE ALSO AVAILABLE FOR THE  
FOLLOWING MACHINES

- #738-L For Singer 990B Class
- #738-M For Merrow Machines
- #738-N For Wilcox & Gibbs Superlock
- #738-O For Wilcox & Gibbs Pegasus (515 Series)
- #738-P For Yamato Machines

REPLACEMENT PARTS FOR #SBT20; #SBT21; #SBT22; #SBT23; #SBT24; #SBT25; #SBT26; #SBT27; #SBT28



#SBT41 SPRING



#SBT42  
SCREW



#SBT43  
WASHER



#SBT44 GUARD



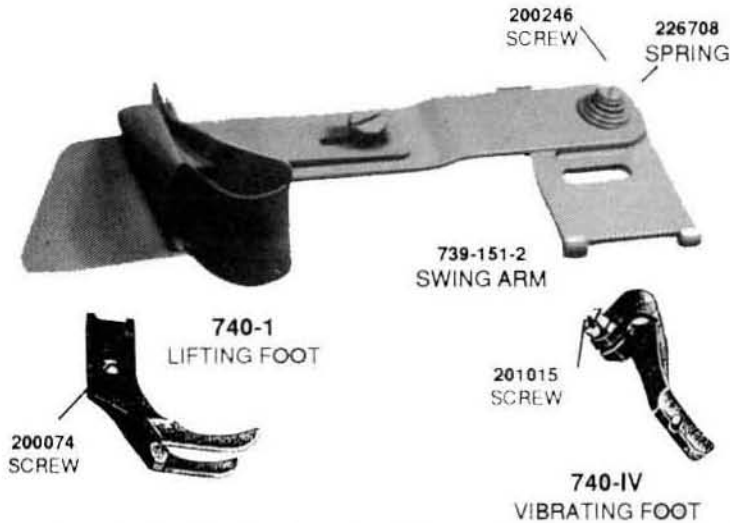
#SBT45 KNIFE

ALL RIGHTS RESERVED 1993

# WELTING ATTACHMENT

## 739-151W CORD WELTER STRAIGHT TYPE

FOR: SINGER, JUKI, CONSEW, PFAFF, ADLER, DURKOPP MACHINES



SIZE
5/8"
11/16"
3/4"
7/8"
1"
1-1/16"
1-1/8"
1-1/4"
1-3/8"



Must be used on walking foot machine.

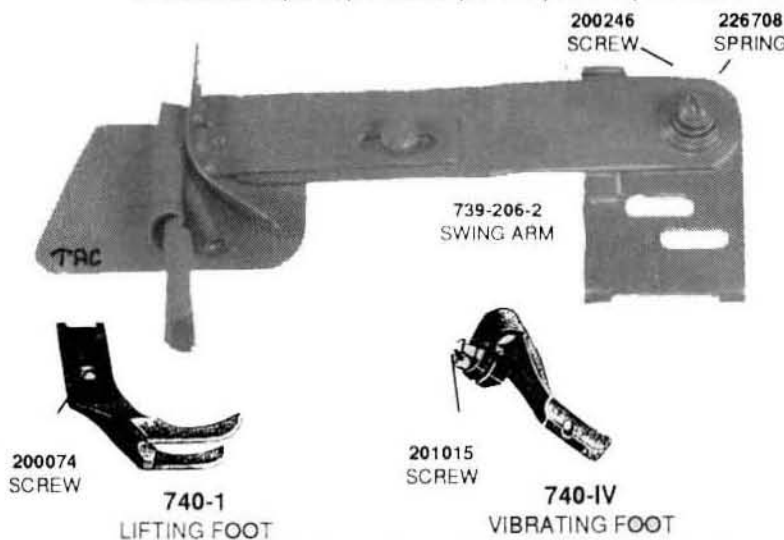
FOR MEDIUM TO HEAVY CORD PIPING. TO WORK LEATHERETTE AND PLASTIC BINDINGS ON UPHOLSTERY, LUGGAGE, SEAT COVERS, ETC.

GROOVE SIZE ON FOOT:

1/8" - 3/16" - 1/4" - 5/16" - 3/8" - 7/16" - 1/2" - 9/16" - 5/8" - 3/4"

## 739-206RB CORD WELTER STRAIGHT TYPE

FOR: SINGER, JUKI, CONSEW, PFAFF, ADLER, DURKOPP MACHINES



SIZES
5/8"
3/4"
7/8"
1"
1-1/8"
1-1/4"
1-3/8"
1-1/2"
1-5/8"
1-3/4"
1-7/8"
2"
2-1/4"
2-1/2"



Must be used on walking foot machines.

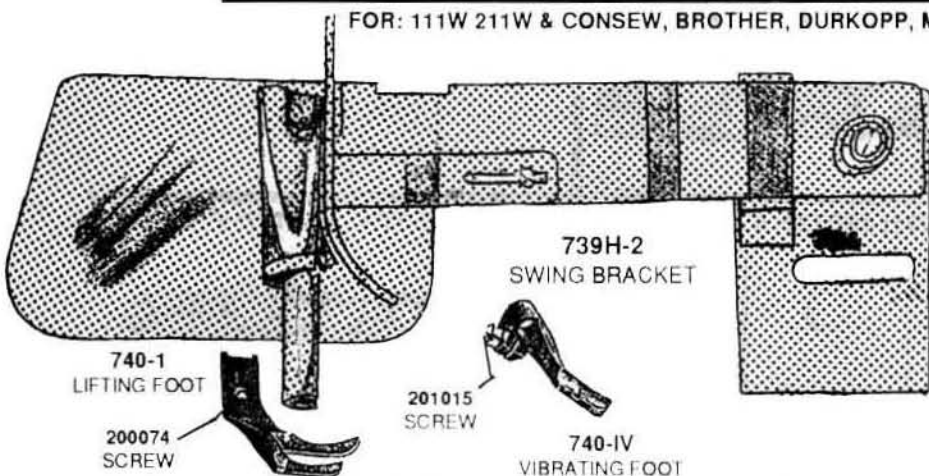
FOR MEDIUM TO HEAVY CORD PIPING. TO WORK LEATHERETTE AND PLASTIC BINDINGS ON UPHOLSTERY, LUGGAGE, SEAT COVERS, ETC.

GROOVE SIZE ON FOOT:

1/8" - 3/16" - 1/4" - 5/16" - 3/8" - 7/16" - 1/2" - 9/16" - 5/8" - 3/4"

## 739-H CORD WELTER ON HEAVY DUTY SWING ARM

FOR: 111W 211W & CONSEW, BROTHER, DURKOPP, MITSUBISHI



SIZE
5/8"
3/4"
7/8"
1"
1-1/8"
1-1/4"
1-3/8"
1-1/2"
1-5/8"
1-3/4"
1-7/8"
2"
2-1/4"
2-1/2"



USED IN UPHOLSTERY CUSHIONS, PILLOW CASE, BED SPREADS, CURTAINS, ETC.

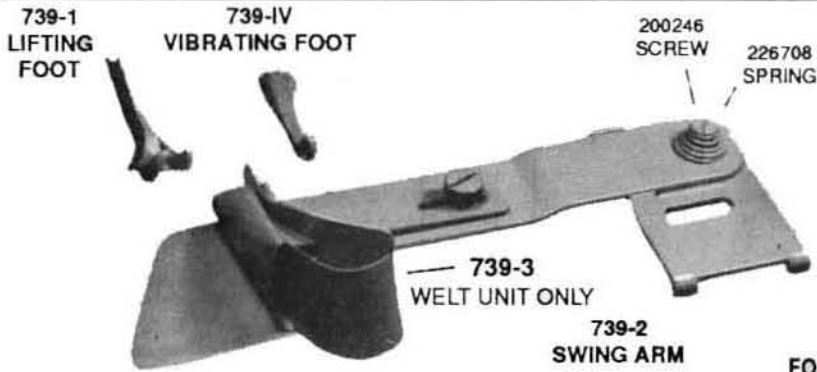
GROOVE SIZE ON FOOT

1/8" - 3/16" - 1/4" - 5/16" - 3/8" - 7/16" - 1/2" - 9/16" - 5/8" - 3/4"

ALL RIGHTS RESERVED 1993

# WELTING ATTACHMENT

## 739 CORD WELTER STRAIGHT TYPE



Must be used on walking foot machines.

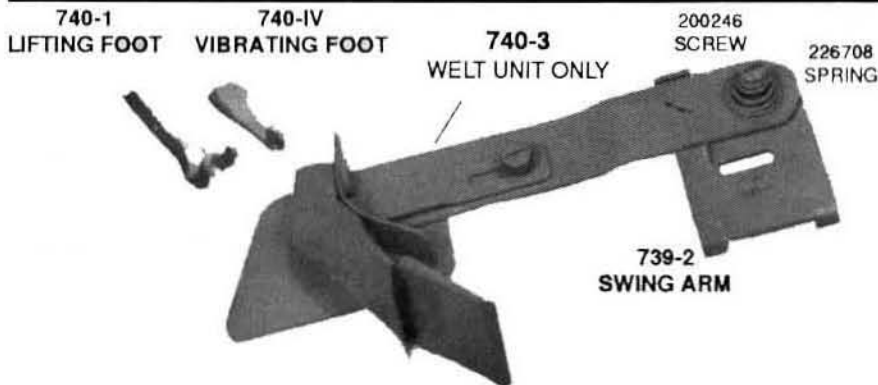
### CUT SIZE

5/8"  
11/16"  
3/4"  
7/8"  
1"  
1-1/16"  
1-1/8"  
1-1/4"  
1-3/8"

FOR MEDIUM TO HEAVY CORD PIPING. TO WORK LEATHERETTE AND PLASTIC BINDINGS ON UPHOLSTERY, LUGGAGE, SEAT COVERS, ETC.

FOR : SINGER, JUKI, CONSEW, PFAFF, ADLER, DURKOPP MACHINES.

## 740 OFF-ANGLE HEAVY DUTY WELTER

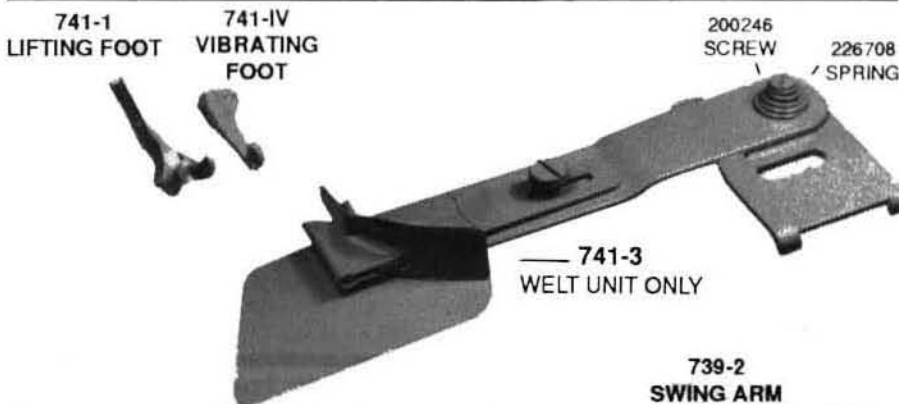


### SIZES

5/8"  
3/4"  
7/8"  
1"  
1-1/8"  
1-1/4"  
1-3/8"  
1-1/2"  
1-5/8"  
1-3/4"  
1-7/8"  
2"  
2-1/4"  
2-1/2"

USED IN UPHOLSTERY CUSHIONS, PILLOW CASE, BED SPREADS, CURTAIN, ETC.

## 741 READY MADE VINYL WELT GUIDE



### SIZE


1/4"  
5/16"  
3/8"  
7/16"

GROOVE SIZE ON FOOT:

1/8" - 3/16" - 1/4" - 5/16" - 3/8" - 1/2" - 5/8" - 3/4" - 7/8" - 1"

STATE MAKE AND MODEL OF MACHINE AND ENCLOSE SAMPLES AND MATERIAL WHEN ORDERING.

## 742 PRE - SEWN WELT GUIDE



### SIZE


1/4"  
5/16"  
3/8"  
7/16"  
1/2"  
9/16"  
5/8"

STATE MAKE AND MODEL OF MACHINE AND ENCLOSE SAMPLES AND MATERIAL WHEN ORDERING.


USED IN SLIP COVERS, BED SPREADS, UPHOLSTERY, JACKETS, BLOUSES, SHIRTS, ETC.



# 744A-467 WELTER ON SWING FOR ADLER 467



SIZE
5/8"
3/4"
7/8"
1"
1-1/16"
1-1/8"
1-1/4"
1-1/2"





GROOVE SIZE:  
3/16" - 1/4" - 5/16" - 3/8" - 7/16" - 1/2"



# 744B-20 WELTER ON SWING ARM FOR 300W

300W103 AND 194




GROOVE SIZE:  
1/8" - 3/16" - 1/4" - 3/8" - 1/2"



268275  
SHANK



744B-3  
300W101  
WELT FEET



SIZE
5/8"
3/4"
7/8"
1"
1-1/16"
1-1/8"
1-1/4"
1-1/2"

# 744B-40 WELTER WITH PRE-MADE FILLER

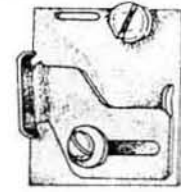
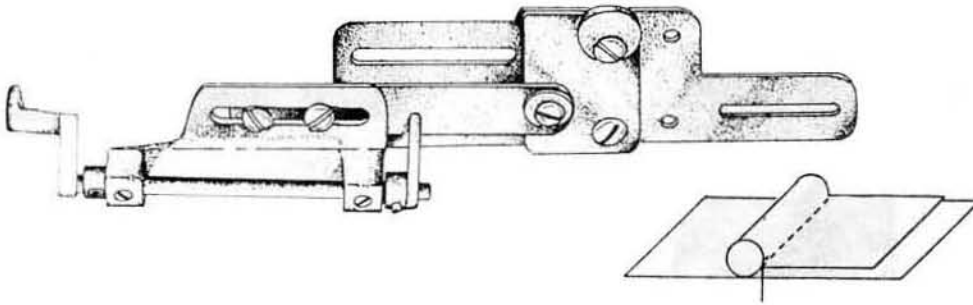
FOR 300W111W & 211W CONSEW



SIZE
1"
1-1/16"
1-1/8"
1-1/4"
1-1/2"

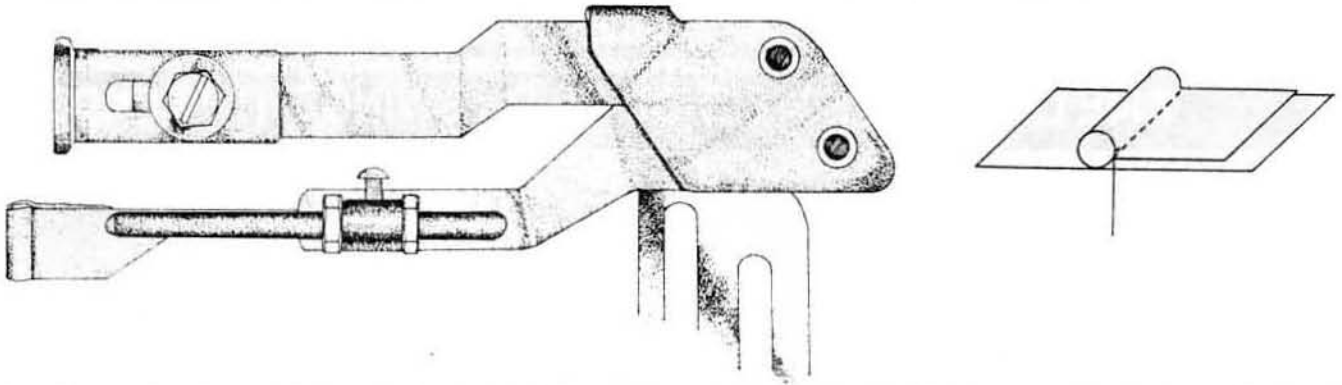
# WELTING ATTACHMENT

## 743-A FLIP UP SWING WELT GUIDE FOR 111W155




**743-A1 SLIDE  
PLATE WITH GUIDE**

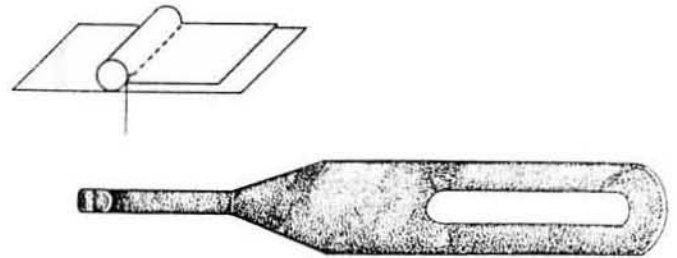
## 744A SWING OUT WELT GUIDE WITH GUIDE FOR 111W155



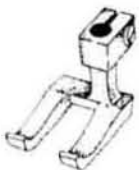
## 744B WELT GUIDE WITH ADJ. TENSION ON SWING FOR 300W



## 744B-1 LACE WELT GUIDE



## 300W103 & 194 WELT FEET



LIFTING FOOT  
744-BL

### SIZE

1/8"  
3/16"  
1/4"  
5/16"  
3/8"  
7/16"  
1/2"  
9/16"  
5/8"



VIBRATING FOOT  
744-BV

SCREW  
200074



LIFTING FOOT

1070

SCREW  
201015



VIBRATING  
FOOT

FOR 111W, 211W, 211G CLASS MACHINES

### WELTING FOOT

IN SETS; IN SETS;

Set Welting Feet, Gauge Size: 1/8"  
Set Welting Feet, Gauge Size: 5/32"  
Set Welting Feet, Gauge Size: 3/16"  
Set Welting Feet, Gauge Size: 1/4"  
Set Welting Feet, Gauge Size: 5/16"  
Set Welting Feet, Gauge Size: 3/8"  
Set Welting Feet, Gauge Size: 1/2"  
Set Welting Feet, Gauge Size: 5/8"

SPECIFY SIZE WHEN ORDERING

ALL RIGHTS RESERVED 1993

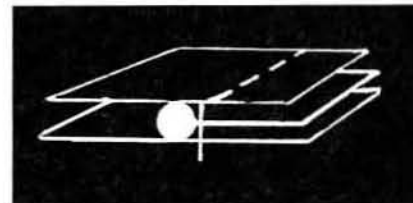
# 744D LACE WELT GUIDE ON SWING WITH TENSION

FOR ADLER 467 CLASS MACHINE

744D-1  
LACE WELT GUIDE

744D-2  
SWING WITH TENSION

744D-3  
BASE BRACKET

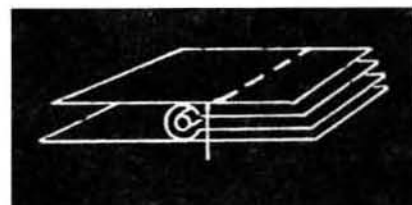


# 744E OFF ANGLE WELT GUIDE ON SWING WITH TENSION

FOR ADLER 467 CLASS MACHINE

WELTER UNIT ONLY  
744E-1

744E-2  
BASE BRACKET



# 744F WELT GUIDE ON SWING WITH EDGE GUIDE

FOR 111W155

744F-4  
EDGE GUIDE

744F-2  
EDGE GUIDE  
SWING ARM

744F-1  
BASE BRACKET

744F-5  
WELT GUIDE


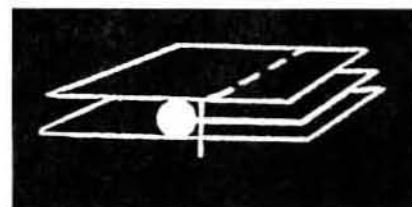
744F-3  
WELT GUIDE  
SWING ARM

STATE MAKE AND MODEL OF MACHINE  
AND ENCLOSE SAMPLES AND MATERIAL  
WHEN ORDERING

# 744G FLIP UP WELT GUIDE

FOR 111W155

READY MADE FLIP  
UP WELT GUIDE FOR  
111W155




ALL RIGHTS RESERVED 1993

**744HK READY MADE WELT GUIDE  
ON SWING ARM WITH ADJ. TENSION**



**744HL SWING EDGE GUIDE FOR 111W**




**BEDSPREAD FELLING AND WELTING**

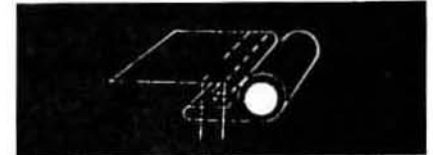
FOR: SINGER, CENTURIAN, U.S., JUKI, CONSEW, BROTHER, DURKOPP, KANSAI SPECIAL, RIMOLDI, WILCOX & GIBBS MACHINES.  
FOR DOUBLE NEEDLE CHAIN STITCH MACHINES.

**745 BEDSPREAD FELLING & WELTING**

268021  
FRONT SLIDE PLATE



745-1  
HINGED PRESSER  
FOOT GROOVED



THIS ATTACHMENT IS USED WITH 2" BLAS BINDING, WHICH IS FED WITH THE CORD UNDER THE PLATE OF A 300W MACHINE 1/4" NEEDLE GAUGE, TO CREATE A BOLD BORDER EDGE ON QUILTED OR CORDUROY BEDSPREADS.

AS SHOWN BY THE ABOVE DRAWING, ALL RAW EDGES ARE FOLDED FOR A CLEAN FINISH TOP & BOTTOM.

**PRESSER FOOT 746E-4 ELASTIC TENSION**

FOR 327 RIMOLDI (FITTED SHEETS)

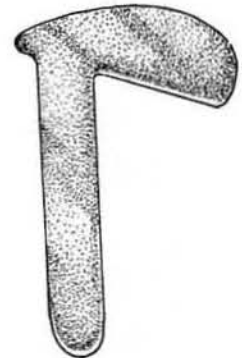
746E-5



746E-6



746E-7



FOR ELASTIC INSERTION IN FITTED SHEETS. AVAILABLE FOR OTHER OVERLOCK MACHINES.

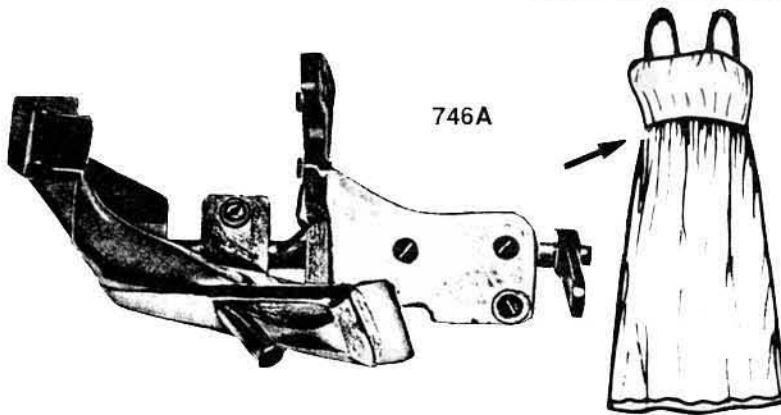


# TOP SHIRRING ATTACHMENT


FOR: SINGER, U.S., BROTHER, MERROW, WILCOX & GIBBS, PEGASUS, YAMATO, COLUMBIA, LEWIS MACHINES.

## 746A SHIRRING ATT. ON OVERLOCK MACHINES FOR 39500 U.S.

UNION SPECIAL 39500 OVERLOCK




SHIRRING ATTACHMENT WITH GAUGE PARTS



746A-29480RB-5

1/8" GAUGE. THE FOLLOWING:

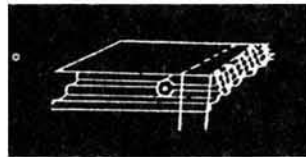
CORD PIPING AND SHIRRING ATTACHMENT



746A-2

HINGED FOOT GROOVED

SIZES
5/8"
3/4"
7/8"
1"
1-1/8"
1-1/4"
1-3/8"
1-1/2"



29480RB Shirring Attachment with blade

39520M Shirring foot

39624A-5-1/8" Needle plate

39605A-5-1/8" Main Feeder

39626A Diff. Feed

29480RB-12 3/16" Gauge include the following:

29480RB Shirring Att. with blade

39520M Shirring foot

39624A-12-3/16" Needle plate

39605A-12-3/16" Main Feeder

39626A Diff. feeder

ALSO AVAILABLE

39531 Shirring blade

22561 Shirring blade screw (2 used)



746A-39520P  
PRESSER FOOT



746A-39520M  
FOOT FOR  
INTERMITTENT  
SHIRRING  
BOTTOM  
GROOVED  
1/8" CORD




746A-39520AD  
PRESSER FOOT




746A-39520T  
FOOT, SHIRRING WITH  
BOTTOM GROOVED FOR 1/8"



746A-39505W  
MAIN FEED 12 T.P.I.



746A-39524Z  
NEEDLE PLATE, MOCK SAFETY



746A-39524Y  
NEEDLE PLATE, 1/8"



746A-39505P  
MAIN FEED 12 T.P.I.



746A-39520W  
FOOT COMPLETE



746A-39526W  
DIFFERENTIAL FEED 12 T.P.I.



746A-39526Y  
DIFFERENTIAL FEED 12 T.P.I.

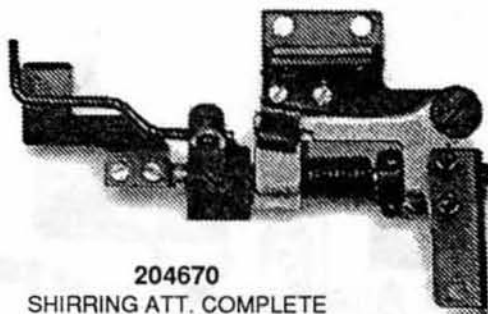


746A-39505E  
CHAINING FEED 20 T.P.I.

ALL RIGHTS RESERVED 1993

# 746B SHIRRING ATT. FOR W&G, PEGASUS OVERLOCK MACHINE

## 746B SHIRRING ATTACHMENT



**204670**  
SHIRRING ATT. COMPLETE  
(515-516/IV, -4)

## PIPING ATTACHMENT



**746B-A WITH CORD**



**746B-B WITH NO CORD**



**FOR 515-516/IV-38**  
(3/16" X 3/16") (5X5MM)  
SHIRRING



**746B-204458**  
PRESSER FOOT COMPLETE

**FOR 515-516/IV-38**  
(1/8" X 1/8") (3X3MM)  
SHIRRING



**746B-204456**  
PRESSER FOOT COMPLETE

**FOR 515-516/IV-26**  
(WIDE GAUGE)



**746B-204433A**  
FOOT COMPLETE

**FOR 515-516/IV-31**  
(3/16" X 3/16") (5X5MM)



**746B-204433A**  
FOOT COMPLETE (3/4" WIDE)  
**204445** FOOT COMPLETE  
(5/8" WIDE)



**746B-204945**  
NEEDLE PLATE



**746B-204939**  
NEEDLE PLATE



**746B-204360A**  
NEEDLE PLATE (3/16" X 3/16")  
(5X5MM)



**746B-204380**  
NEEDLE PLATE



**746B-204933**  
MAIN FEED DOG



**746B-204931**  
MAIN FEED DOG




**746B-204248B**  
MAIN FEED DOG



**746B-204394**  
MAIN FEED DOG



**746B-204422**  
DIFFERENTIAL FEED DOG



**746B-204420**  
DIFFERENTIAL FEED DOG



**746B-204250B**  
DIFFERENTIAL FEED DOG



**746B-204416**  
DIFFERENTIAL FEED DOG

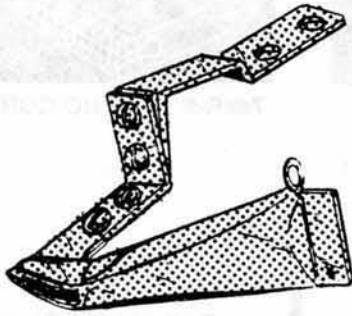
ALL RIGHTS RESERVED 1993

# 746C SHIRRING ATTACHMENT FOR YAMATO

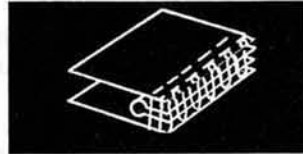
DCZ-361

## WELTER FOR SHIRRING ATTACHMENT

746C-1

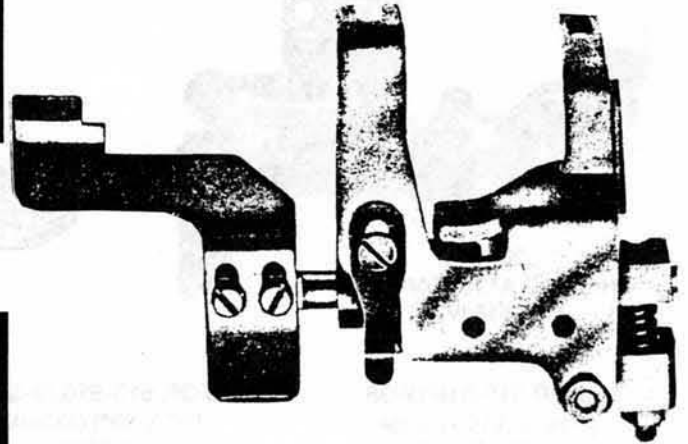


746-CA WITH CORD



746-CB NO CORD

## SHIRRING ATTACHMENT




MACHINE	COMPLETE UNIT	SHIR. ATT. ONLY	BLADE	FOOT	PLATE	DIF. FEED	MAIN FEED	AUXIL. FEED
361CD3	361CD3SA	33403	33404	33312	33545	33315	33557	35264
361CD1 361CD2	361CD1SA	33391	33401	33300	33541	33307	33308	33558

For Yamato 25000,6000



**746C - 33391**  
Shirring Att. for 3/16" X 3/16"  
(Wide Gauge)  
**33403** Shirring Attachment  
1/8" X 1/8"  
(Narrow Gauge)



**746C-37948**  
Edge Guide Complete  
Also Available  
**7405** Edge Guide Holding Screw



**746C-20608** SHIRRING ATT. COMPLETE  
**20612** SHIRRING BLADE ONLY  
**5036** SHIRRING BLADE SCREW





**746C-33312**  
Presser foot complete for shirring  
3/16" X 3/16"  
(for DCZ 365C)




**746C-21847**  
Diff. feeder

**746C-22496**  
NEEDLE PLATE



**746C-20212**  
Needle plate 3/16" X 3/16"  
(For C5 Models)

## FEET FOR DCZ-360



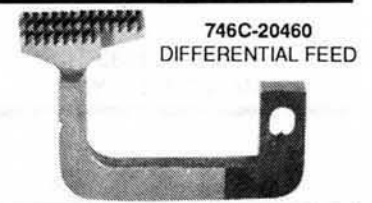
**746C-33539**  
Seaming 3/16" X 3/16" (Wide)  
DCZ-361A



**746C-22956**  
Auxiliary Feeder



**746C-21842**  
Main feeder



**746C-20460**  
DIFFERENTIAL FEED



**746C-20461**  
Main Feed



**746C-20462**  
Auxiliary Feed

ALL RIGHTS RESERVED 1993

# 746D SHIRRING ATT. FOR NEW STYLE JUKI MACHINE

MO-2500; MO-2512; MO-2516 CLASS

## 746D SHIRRING ATT. FOR 2500 SERIES



746D-2 WITH WELT  
746D-3 NO CORD

### MAS-05700-OAO


Shirring Attachment MO2400, 2500 Complete with knee lifter and components for intermittent shirring, swing-away type.

also available

MAS-05108000 Shirring Blade

## 746D-MO816 SHIRRING ATTACHMENT

### PIPING ATTACHMENT



### MAT-80101-SBA-B1

Shirring Attachment for MO816 wide gauge

MAT-80101-SBA-B2 Shirring attachment for MO816 Narrow Gauge MO812, MO804

### ALSO AVAILABLE

- MAT-80102-S00 Shirring blade for M0816 wide gauge
- MAT-80202-S00 Shirring blade for M0804/812/816 Narrow gauge
- MAS-10601-OAO Blade lifter assm
- B-3419-552-OAO Knee press & rod
- MAS-10506-OAO Knee press swivel link
- MAS-10601-000 Knee press base

## 746FD-FH6 INTERMITTENT SHIRRING GAUGE

PARTS FOR FD, FH6 INTERMITTENT SHIRRING 3/16" X 3/16" GAUGE SET



B-1507-816-FAG  
PRESSER FOOT



R-4612-E0F-G00A  
NEEDLE PLATE 3/16" X 3/16" (5X5MM)



B-1657-816-FOFA  
DIFFERENTIAL FEED DOG



B-1656-816-FODA  
MAIN FEED DOG



B-1420-716-FOO  
NEEDLE CLAMP 3/16" X 3/16" (5X5MM)

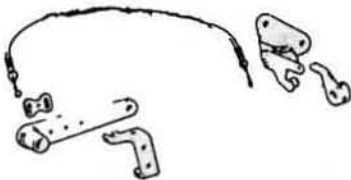
### ALSO AVAILABLE

- SS-2110920-TP Needle Plate Screw (2 used)
- SS-9111050-SP Feed dog Holding screw
- SS-8080410-TP Needle Set Screw (2 used)

## 746E PIPING AND RUFFLING FOR BROTHER MACHINE

B511, B561, B531, B551

746E-3  
RUFFLER INTERLOCKING  
PARTS SET



746E-1  
HINGED PRESSER FOOT

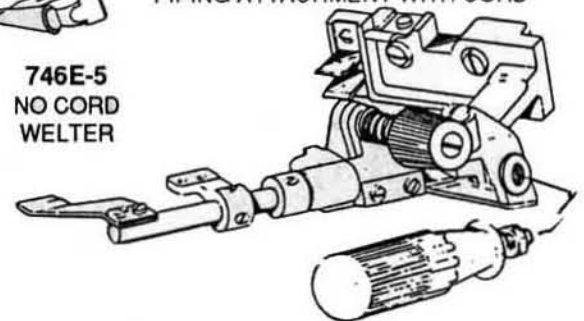


746E-2  
KNEE LIFTER  
ASSEMBLY

746E-4  
PIPING ATTACHMENT WITH CORD



746E-5  
NO CORD  
WELTER



746E  
RUFFLER HEAD PARTS SET

ALL RIGHTS RESERVED 1993



# RAISED WELT TUCKING ATTACHMENT


FOR: SINGER, CENTURIAN, U.S., JUKI, CONSEW, BROTHER, DURKOPP, KANSAI SPECIAL, RIMOLDI, WILCOX & GIBBS MACHINES.  
FOR DOUBLE NEEDLE LOCK STITCH AND CHAIN STITCH MACHINES.

## 747 RAISED WELT TUCKING ATTACHMENT

747-1  
GROOVED HINGED  
PRESSER FOOT



224144  
BOTTOM SLIDE

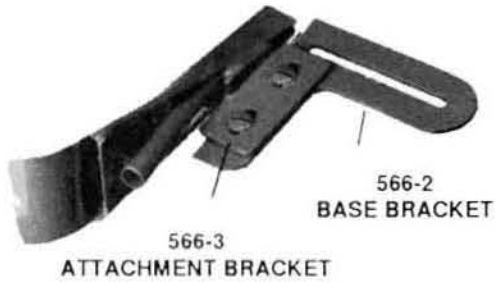


WHEN ORDERING, STATE MAKE AND STYLE  
NUMBER OF MACHINE. ENCLOSE SAMPLES  
AND ROLL OF BINDING.


# CONTINUOUS WELT ATTACHMENT

## 748 CONTINUOUS WELT ATTACHMENT

FOR MAKING CONTINUOUS WELTING  
FOR YOUR SPECIFIC REQUIREMENTS.



748-1  
HINGED PRESSER  
FOOT GROOVED




SIZES	
1/2"	1-1/8"
5/8"	1-1/4"
3/4"	1-3/8"
7/8"	1-1/2"
1"	

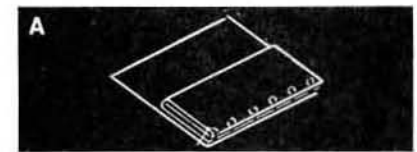
# "V" NECK COLLAR ATTACHMENT

FOR: SINGER, U.S., JUKI, BROTHER, RIMOLDI, MERROW, WILCOX & GIBBS, PEGASUS, YAMOTO, COLUMBIA, LEWIS MACHINES.

749




SIZE
1"
1-1/4"
1-1/2"
1-3/4"
2"
2-1/4"
2-1/2"
2-3/4"
3"
3-1/4"
3-1/2"
3-3/4"
4"



"V" NECK COLLAR WITH LINING



"V" NECK COLLAR



"V" NECK COLLAR WITH PIGGY BACK

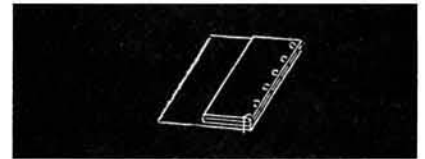
Use on "V" neck t-shirts, sportswear, lingerie, sweaters, etc., - to make collars, cuffs, fronts and borders.

ALL RIGHTS RESERVED 1993

# 749D TOP FEEDING DEVICE FOR NECK COLLAR

THE UNIT COMES IN A KIT FORM AND CAN BE ADAPTED TO ALL TYPES OF OVER LOCK MACHINES.

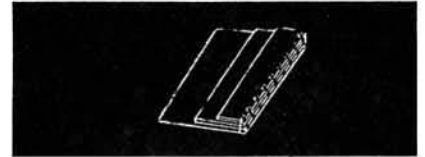
WITH SUPPLEMENTARY ROLLER FEED, ON TOP OF MACHINE IN FRONT OF FOOT SYNCHRONIZED WITH FEED DOG, THAT FEEDS THE MATERIAL PREVENTING IT FROM STRETCHING LENGTHWISE, THE MACHINE IS FITTED WITH FOLDER AND MATERIAL HOLDER.




"V" NECK COLLAR WITH LINING



"V" NECK COLLAR



"V" NECK COLLAR WITH PIGGY BACK



749D-1  
TOP FOLDER

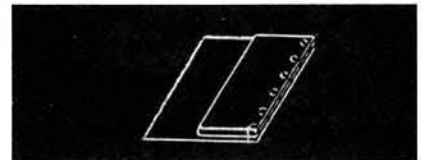
SIZE
1"
1-1/4"
1-1/2"
1-3/4"
2"
2-1/4"
2-1/2"
2-3/4"
3"
3-1/4"
3-1/2"
3-3/4"
4"

792L  
BALANCE WHEEL  
FOR METERING DEVICE.

Use on "V" neck t-shirts, sportswear, lingerie, sweaters, etc. - to make collars, cuffs, fronts, and borders.


# 749E ADJUSTABLE TOP FEEDING DEVICE FOR NECK COLLAR

THIS UNIT COMES IN A KIT, AND CAN BE ADAPTED TO ALL TYPES OF OVER LOCK MACHINES.



"V" NECK COLLAR

749E



749E-1  
ADJUSTABLE  
GUIDE

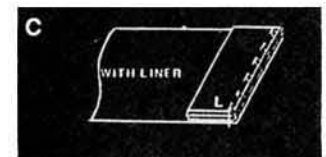
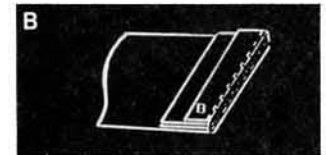
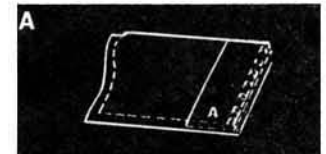

WITH SUPPLEMENTARY ROLLER FEED, ON TOP OF MACHINE IN FRONT OF FOOT SYNCHRONIZED WITH FEED DOG, THAT FEEDS THE MATERIAL PREVENTING IT FROM STRETCHING LENGTHWISE, THE MACHINE IS FITTED WITH ADJUSTABLE GUIDE.

SIZE
1"
1-1/4"
1-1/2"
1-3/4"
2"
2-1/4"
2-1/2"
2-3/4"
3"
3-1/4"
3-1/2"
3-3/4"
4"

ALL RIGHTS RESERVED 1993

# 749F THE SIDE KICK FACING FOLDER

749F-2  
FACING FOLDER ONLY



INCREASE YOUR PRODUCTION  
WITH OUR SIDEKICK ATTACHMENT.

SIZE
1-7/8"
2"
2-1/4"
2-1/2"
3"
3-1/4"
3-1/2"
4"
4-1/2"
5"

This attachment is easy to install on any serger. It's air operated enabling you to set and cut the tape with the machine's trimming knife, all in one step. This attachment is built to feed from the right of the machine to help the operator see the work being sewn.

## 749G TOP MOUNT FACING FOLDER



This folder is suspended above the machine work plate so that the binding can be sewn "on top" of the garment.

Used on over edge machines to apply facings, collars, cuffs, and the like.

Can also be used on other style machines.

Several folders can be grouped to create a multi-piped effect.



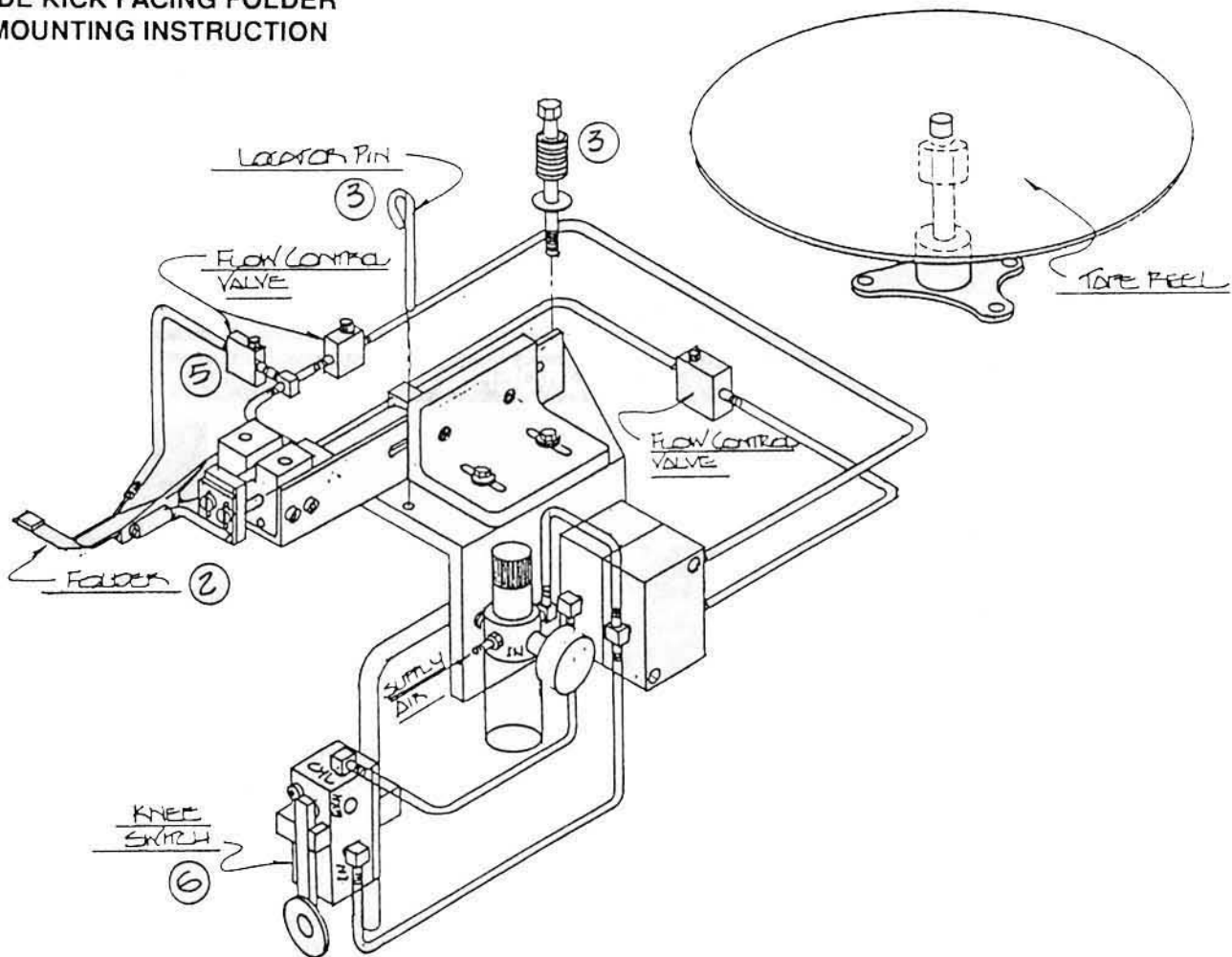
WHEN ORDERING, SEND A ROLL BINDING OF THE EXACT CUT WIDTH TO BE USED, AND ADVISE MACHINE MAKE AND STYLE.

ALL RIGHTS RESERVED 1993

# 749F COLLAR TAPING ATTACHMENT

1. Place Unit on Table with Folder completely extended.
2. Align Folder in Front of Foot in Desired Position.
3. Drill Through Table for Bolt (13/32" Dia.) and Locating Pin (1/4" Dia.) and Mount Unit.
4. Make Final Adjustments to Ensure that Folder Pulls Material Past Knife on Machine.
5. Adjust Flow Control Valve so that Folder moves Slowly Enough for Proper Cutting Action and to Blow Material under Foot.
6. Adjust Knee Switch for Comfortable Operation.

## SIDE KICK FACING FOLDER MOUNTING INSTRUCTION



MANUFACTURERS OF LABOR SAVING DEVICES FOR THE STITCHING INDUSTRY

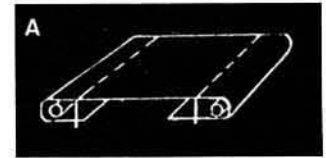

ALL RIGHTS RESERVED 1993



# UPHOLSTERY WELT BORDER ATTACHMENT

FOR: SINGER, APEX, U.S., CONSEW, COOPER, GELMAN MACHINES

## 750 UPHOLSTERY WELT BORDER ATTACHMENT

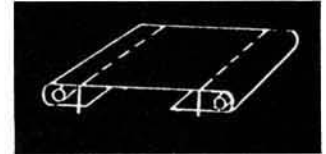



**A**  
DOWN TURN SELF  
WELT ATTACHMENT



751-50  
SPRING FOR APEX  
BORDER ATT.


## 750A ADJUSTABLE WELT BORDER ATTACHMENT



DOWN TURN SELF WELT ATTACHMENT

WHEN ORDERING, STATE MAKE AND STYLE  
NUMBER OF MACHINE. ENCLOSE SAMPLES  
AND MATERIAL.

## 751D-DWK DOUBLE CORD FOLDER



UPHOLSTER DOUBLE CORD  
FOLDER FOR DWK MACHINE





ALL RIGHTS RESERVED 1993

# UPHOLSTERY WELT BORDER ATTACHMENT

FOR: SINGER, APEX, U.S., CONSEW, COOPER, GELMAN MACHINES

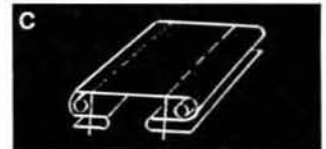
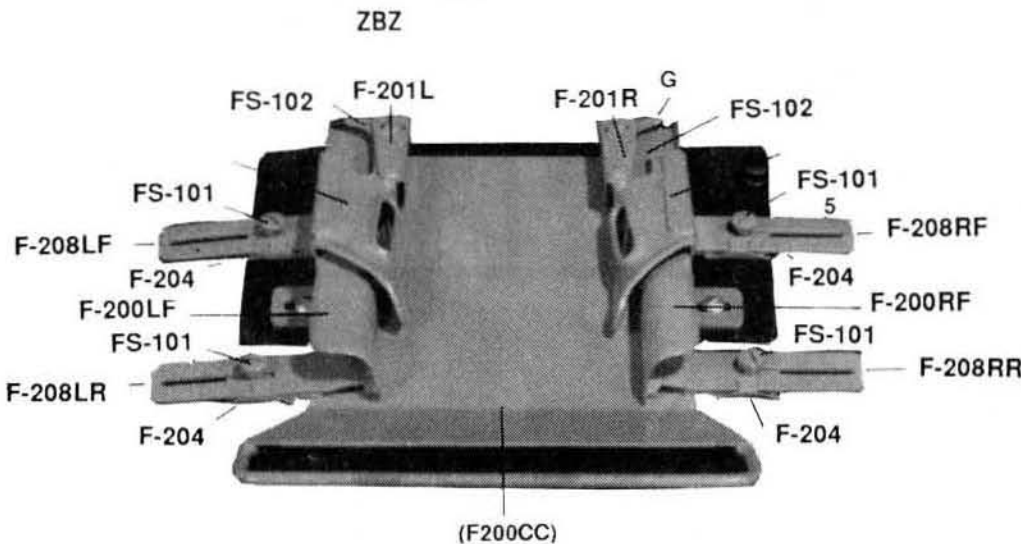
## 751B LEFT AND RIGHT WELT ATTACHMENT



**B**  
LEFT AND RIGHT WELT ATTACHMENT IS ADJUSTABLE FROM LEFT AND RIGHT.

- FCF ----- Folder Center Flipper for 751B attachment
- F-300RF - Right Folder only for 751B attachment
- F-300LF - Left Folder only for 751B attachment
- FS-108 --- Screw
- FS-101 --- Screw
- F-204 ---- Arrow Indicator for 751B & 751 attachment
- F-306R --- Spring Right Side for 751B attachment
- F-306L --- Spring Left Side for 751B attachment
- F-305 ---- Collar for 751B attachment
- F-303R --- Right Side Slide Bar for 751B attachment
- F-303L --- Left Side Slide Bar for 751B attachment
- F-300CC- Bottom Attachment Plate for 751B attachment

## 751 IMITATION WELT ATTACHMENT




**C**  
IMITATION WELT ATTACHMENT.

- FS-102 ---- Screw for adjustable Finger for 751 attachment
- F-201L ---- Adjustable Finger Left Side for 751 attachment
- F-201R ---- Adjustable Finger Right Side for 751 attachment
- F-200RF --- Right Folder for 751 attachment
- F-200LF --- Left Folder for 751 attachment
- F-208RF --- Right Front Folder Bracket for 751 attachment
- F-208LF --- Left Front Folder Bracket for 751 attachment
- F-208LR --- Left Rear Folder Bracket for 751 attachment
- F-208RR --- Right Rear Folder Bracket for 751 attachment
- F-200CC -- Bottom Attachment Plate for 751 attachment

When ordering, state make and style number of machine. Enclose samples and roll of binding.

## 751C IMITATION ONE SIDED FOLDER



751-C-1  
insets  
1/4" - 3/8" - 1/2"



OUTSIDE FOOT  
DOUBLE TOE WELTING FEET  
INSIDE FOOT



Used for edging cushions, and other upholstered items.

For open boxing only.

A walking foot machine is recommended.

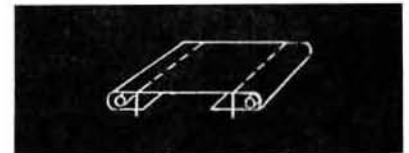
ALL RIGHTS RESERVED 1993

# 751E UPHOLSTERY WELT BORDER 300W MACHINE


FOR: SINGER, APEX, U.S., CONSEW, COOPER.

GAUGE SIZES  
4-1/2"

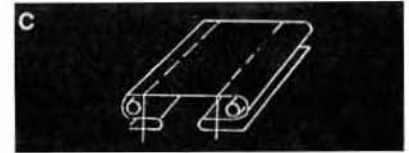
1/4"	1/4"	1/4"	1/4"	1/4"	1/4"	1/2"	1/2"	1/2"	1/4"	1/4"	1/4"	1/4"	1/4"	1/4"
------	------	------	------	------	------	------	------	------	------	------	------	------	------	------




DOWN TURN SELF WELT ATTACHMENT



LEFT AND RIGHT WELT ATT. IS ADJUSTABLE FROM LEFT AND RIGHT PKR-502



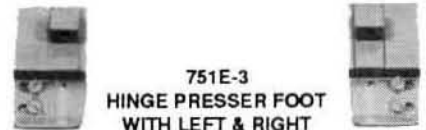
IMITATION WELT ATT. ZBZ




751E-1 NEEDLE CLAMP




751E-2  
DUAL NEEDLE  
ROCK FRAME



751E-3  
HINGE PRESSER FOOT  
WITH LEFT & RIGHT  
ADJ. WELT FOOT.



751E-4 NEEDLE PLATE



751E-5 FEED DOG

757E-8 LOOPER THREAD GUIDE



751E-6 SPREADER




751E-9 NEEDLE BAR THREAD GUIDE



751E-7 LOOPER HOLDER


751E-10  
HINGE PRESSER FOOT  
FOR ZIPPER SEWING.



Note: Suffix number indicates the amount of needles.

ALL RIGHTS RESERVED 1993

# 752 CORD HANDLE FOLDER



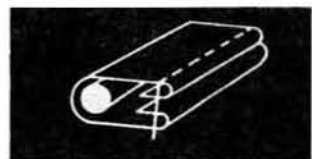
201015  
SCREW

752-1  
LIFTING FOOT

752-IV  
VIBRATING FOOT

SIZE: 1/8", 5/32", 3/16", 1/4", 5/16", 3/8", 1/2"


SIZE
1"
1-1/4"
1-1/2"
1-3/4"
2"
2-1/4"
2-1/2"
2-3/4"



The bracket is designed for adjustments in any direction so that the top and bottom folded edges will be even.

# 753 DOUBLE CORD HANDLE

MOST POPULAR ATTACHMENT IN UPHOLSTERY MFG. USED FOR TRIMMING



753-AD

ADJUSTABLE DOUBLE  
WELT FEET  
3/16" - 3/8"



FOR 111W211 & JUKI, BROTHER

DOUBLE WELT FEET FOR  
111W211W AND CONSEW, JUKI

DOUBLE WELT FEET FOR  
PFAFF 145, 146, 333, 345



753-IV  
VIBRATING  
FOOT



753-1  
LIFTING FOOT



315-50A  
OUTSIDE  
FOOT



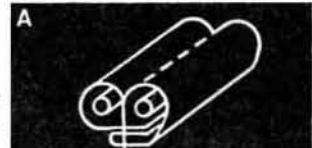
315-50B  
INSIDE  
FOOT

753-IP

753-IUP

SIZE: 1/8" - 3/16" - 1/4" - 5/16" - 3/8"

SIZE	2-1/2"
1-1/2"	2-3/4"
1-3/4"	3"
2"	3-1/4"
2-1/4"	




Used for the manufacture of handles made of plastic, leather or material on needle feed or walking foot machine.

1/8" - 3/16" - 1/4" - 5/16" - 3/8"

# 754 HANDLE STRAP FOLDER

FOR: SINGER, CENTURIAN, U.S., JUKI, CONSEW, BROTHER, ADLER, DURKOPP MACHINES.  
SINGLE AND DOUBLE NEEDLE CHAIN STITCH AND LOCK STITCH MACHINES.



754-1  
HINGED PRESSER  
FOOT GROOVED

WHEN ORDERING, STATE MAKE AND STYLE NUMBER OF MACHINE. ENCLOSE SAMPLES AND MATERIAL.

754-300  
HINGED PRESSER  
FOOT GROOVED  
FOR 300W



SIZE
1-1/4"
1-1/2"
1-3/4"
2"
2-1/4"
2-1/2"
2-3/4"
3"
3-1/4"
3-3/4"
4"
4-1/4"
4-1/2"
5"



CLEAN FINISH TOP & BOTTOM



CLEAN FINISH TOP & BOTTOM  
FOLDER WITH FILLER



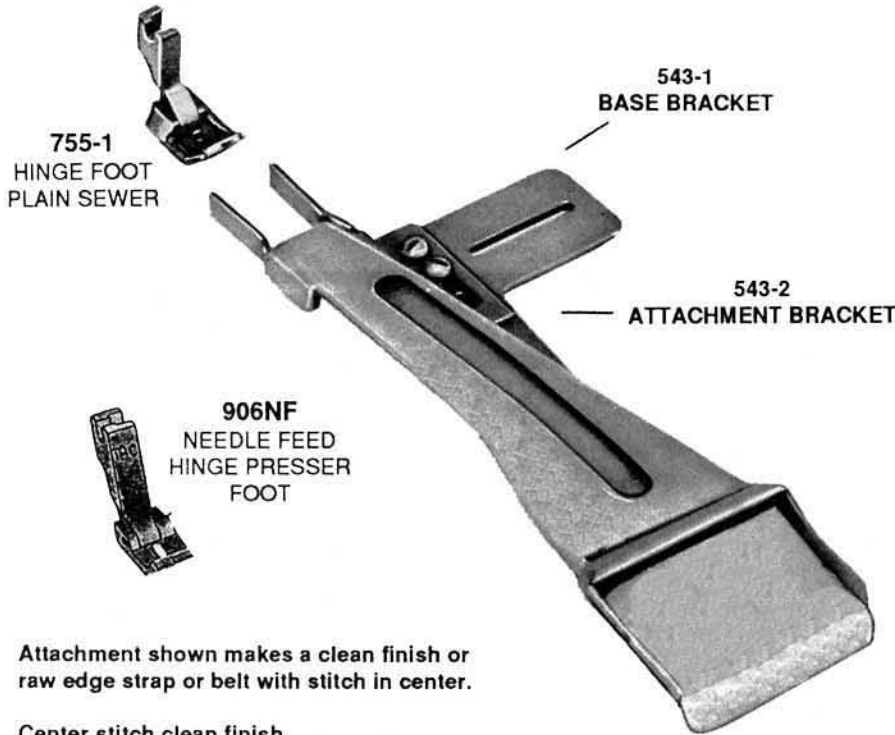
CLEAN FINISH TOP RAW EDGE  
BOTTOM FOLDER WITH FILLER  
ALL RIGHTS RESERVED 1993



# CENTER STITCH STRAP FOLDER

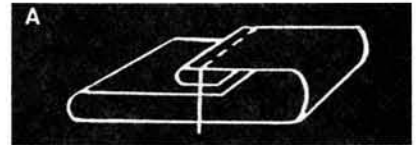
FOR: SINGER, CENTURIAN, U.S., JUKI, CONSEW, PFAFF, BROTHER, ADLER, DURKOPP, NECHI MACHINES.  
PLAIN SEWER AND NEEDLE FEED MACHINES.

## 755 SINGLE NEEDLE CENTER STITCH ATT.



### SIZE

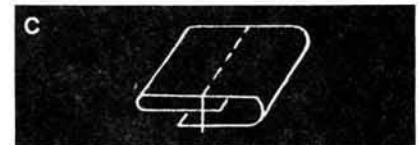
1-1/2"  
1-3/4"  
2"  
2-1/4"  
2-1/2"  
2-3/4"  
3"  
3-1/4"  
3-3/4"  
4"  
4-1/4"  
4-1/2"  
5"



FOR LOCKSTITCH MACHINES.



FOR CHAINSTITCH MACHINES.



CENTER STITCH RAW EDGE.

Attachment shown makes a clean finish or raw edge strap or belt with stitch in center.

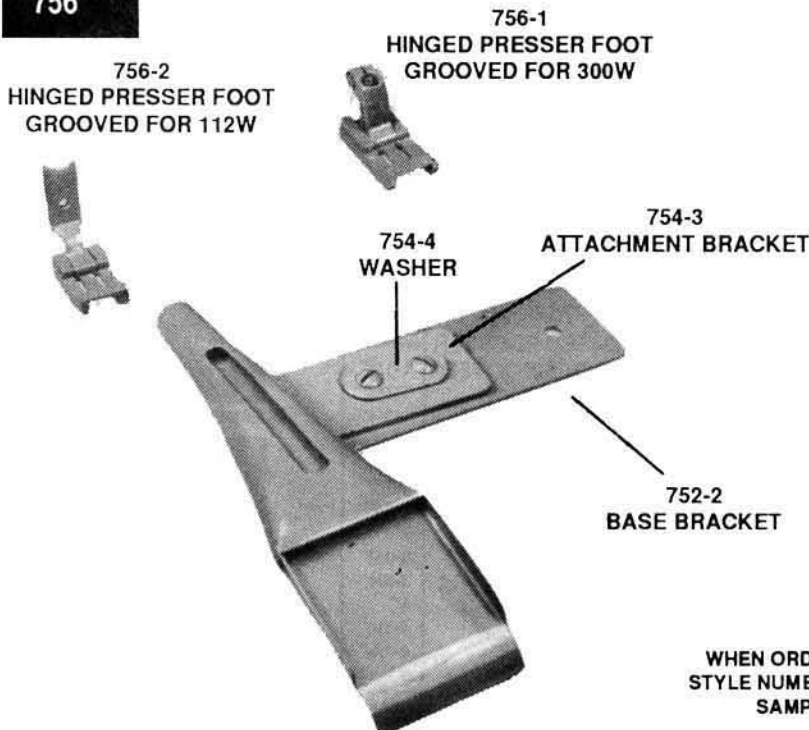
Center stitch clean finish.

WHEN ORDERING, STATE MAKE AND STYLE NUMBER OF MACHINE. ENCLOSE SAMPLES AND MATERIAL.

# DOUBLE NEEDLE TRIMMING BELT FOLDER


FOR: SINGER, CENTURIAN, U.S., JUKI, CONSEW, BROTHER, DURKOPP, KANSAI SPECIAL, RIMOLDI, WILCOX & GIBBS MACHINES.  
FOR DOUBLE NEEDLE LOCK STITCH AND CHAIN STITCH MACHINES.

756



### CUT SIZE

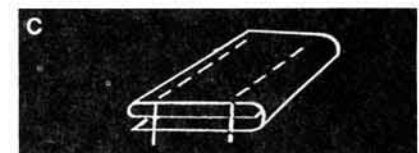
1"  
1-1/4"  
1-1/2"  
1-3/4"  
2"  
2-1/4"  
2-1/2"  
3"  
3-1/4"  
3-1/2"  
4"  
4-1/2"  
5"



BELT FOLDER



BELT FOLDER WITH FILLER



THREE WAY STRAP OR BELT FOLDER


WHEN ORDERING, STATE MAKE AND STYLE NUMBER OF MACHINE. ENCLOSE SAMPLES AND MATERIAL.

ALL RIGHTS RESERVED 1993

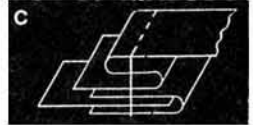
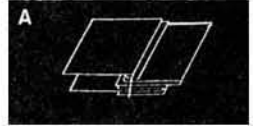
# CURTAIN WAISTBAND ATTACHMENT

SINGLE OR DOUBLE NEEDLE LOCK CHAIN MACHINES.

## 757 CURTAIN WAISTBAND ATTACHMENT



It can also be set up for complete sewing with thread and material controls with zero max puller.




Various combinations on waistband can be made to your specification.

All folders are individually adjustable.



## 758 DOUBLE NEEDLE JOINING WAISTBAND ATTACHMENT


FOR SINGLE OR DOUBLE NEEDLE LOCK CHAIN MACHINES.



- Made to your specification. Various combinations of folders and adjustable guides can be utilized.
- Completely automatic sewing. Operation - stops instantly upon thread break or material run - out.
- Eliminates material waste.
- Zero max variable speed puller.
- A sample of your operation to be submitted.


## 759 ADJUSTABLE LINING PRESS BACK ATTACHMENT

For simple single foldback on two piece waistband.



ADJUSTABLE FROM 1-1/2" TO 4"

Widely used on hot roll machine.  
For pressing back lining over canvas.



ALL RIGHTS RESERVED 1993

# BLANKET BINDER ON SLIDE FOR ZIG ZAG MACHINE

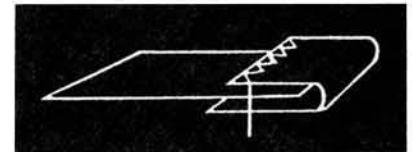
FOR: SINGER, BERENI, PFAFF, JUKI, BROTHER, CONSEW, YAMATO ZIG ZAG MACHINE.

## 760 BLANKET MITERING BINDER



MACHINE MUST BE EQUIPPED WITH PULLER FEED.

SIZE
3"
3-1/4"
3-1/2"
3-3/4"
4"
5"
6"
7"
8"
9"




RAW EDGE TOP AND BOTTOM.

MACHINE MUST HAVE PULLER FEED.

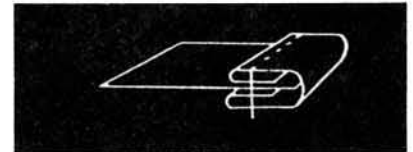
This binder was designed for the blanket industry, and is used mainly for the mitering of corners. The miter is accomplished by running the blanket to the corner, then the operator slides the binder out, lays the miter and resets the folder to finish the blanket.

## 761 SHEETS & PILLOW CASE RIGHT ANGLE BINDER

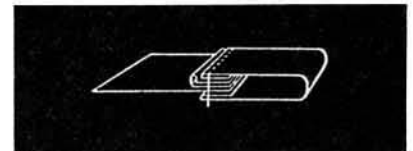

FOR: SINGER, CENTURIAN, U.S., JUKI, CONSEW, PFAFF, BROTHER, ADLER, DURKOPP, NECHI MACHINES.



SIZE
3"
3-1/4"
3-1/2"
3-3/4"
4"
5"
6"
7"
8"
9"
10"
11"
12"
13"
14"
15"
16"



## 762 TWO TONE SHEETS & PILLOW CASE BINDER




STATE MAKE AND MODEL OF MACHINE AND ENCLOSE SAMPLES AND MATERIAL WHEN ORDERING.

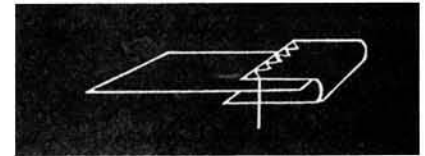
ALL RIGHTS RESERVED 1993

# 762A BLANKET RIBBON BINDER ON SLIDE FOR ZIG ZAG MACHINE

FOR: SINGER, BERENI, PFAFF, JUKI, BROTHER, CONSEW, YAMATO ZIG ZAG MACHINE.



MACHINE MUST BE EQUIPPED WITH PULLER FEED.



RAW EDGES TOP & BOTTOM

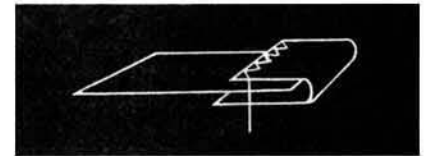

This binder must be used with binding which has finished edges.

For corner mitering, the binder is mounted on a slide. When mitering, the binder is moved toward the operator. This gives the operator room to miter the corner. The binder is then slid forward to regular sewing position.

Usually used on zig-zag machines. To order send sample, binding you will be using, and advise make / model of machine to be used.

SIZE
3"
3-1/4"
3-1/2"
3-3/4"
4"
5"
6"
7"
8"
9"

# 762B BLANKET RIBBON BINDER ON SHANK



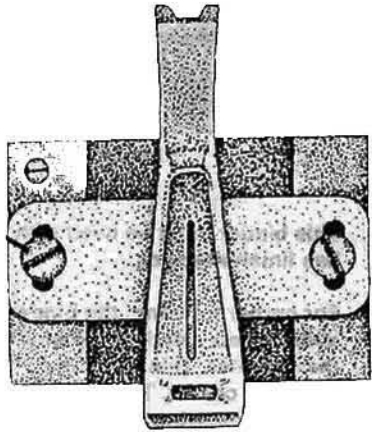
SIZE
3"
3-1/4"
3-1/2"
3-3/4"
4"
5"
6"
7"
8"

ALL RIGHTS RESERVED 1993



# 763 BONING ATTACHMENT

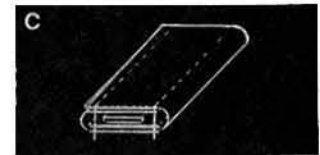
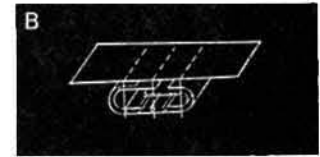
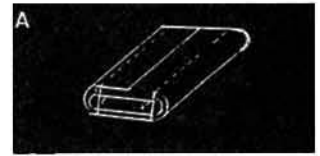
FOR: SINGER, U.S., JUKI, CONSEW, PFAFF, BROTHER, ADLER, DURKOPP, NECHI MACHINES



Efficient bone setting attachment sets in bone or steel, plastic in one operation.



763-1  
HINGE FEET



MADE FOR SINGER 112W140 AND 212W140 CLASS MACHINES

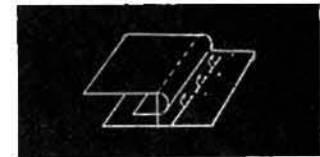

# 764 HOOK ATTACHMENT FOR SINGER NEEDLE

FOR: SINGER, CENTURIAN, U.S., JUKI, CONSEW, PFAFF, BROTHER, ADLER, DURKOPP, NECHI MACHINES.

764-1  
HINGE FOOT



50117  
SCREW

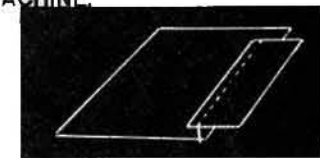
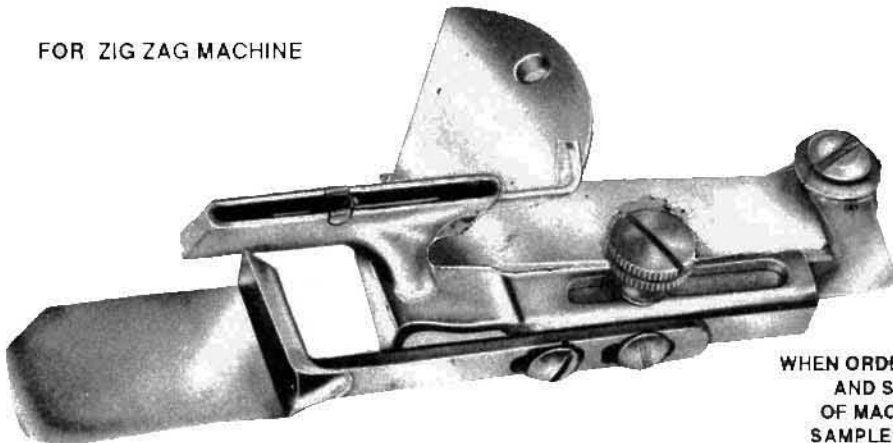


Hook tape being stitched to brassiere strap

# 765 ELASTIC SETTING ATTACHMENT

FOR: SINGER, BERENI, PFAFF, JUKI, BROTHER, CONSEW, YAMATO ZIG ZAG MACHINE.

FOR ZIG ZAG MACHINE



200074  
SCREW



765-1  
HINGED  
PRESSER  
FOOT



WHEN ORDERING, STATE MAKE AND STYLE NUMBER OF MACHINE. ENCLOSE SAMPLES AND MATERIAL.


ALL RIGHTS RESERVED 1993

# 766 SHOULDER STRAP ATTACHMENT

FOR: SINGER, U.S., JUKI, CONSEW, PFAFF, BROTHER, ADLER, DURKOPP, NECHI MACHINES.

## 766 SHOULDER STRAP ATTACHMENT

765-1  
HINGED PRESSER  
FOOT GROOVED



FOR DOUBLE NEEDLE LOCK STITCH MACHINES.

### SIZE

1-1/4"  
1-1/2"  
1-3/4"  
2"  
2-1/4"  
2-1/2"



WITH LINING



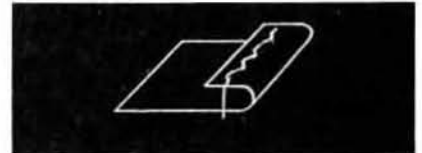
This attachment is for Shoulder Straps on Slips and Nightgowns. For any Double or Single Needle Machine (Singer 112W, Metropolitan, etc.) Can also be made in pairs for 54200 Union Special Machines. Made with or without foot.

- AUTOMATIC SET - UP AVAILABLE

## 767 UP FELLER FOR ELASTIC GARMENTS

FOR: SINGER, BERENI, PFAFF, JUKI, BROTHER, CONSEW, YAMATO ZIG ZAG MACHINE.

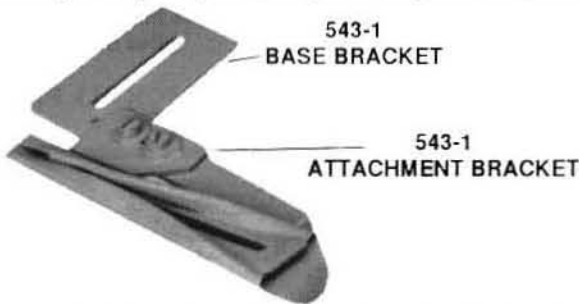
767-1  
SWING BRACKET



This attachment eliminates a drag on elastic garment on zig zag machines.

## 768 SHELL TUCK ATTACHMENT

FOR: SINGER, BERENI, PFAFF, JUKI, BROTHER, CONSEW, YAMATO ZIG ZAG MACHINE.




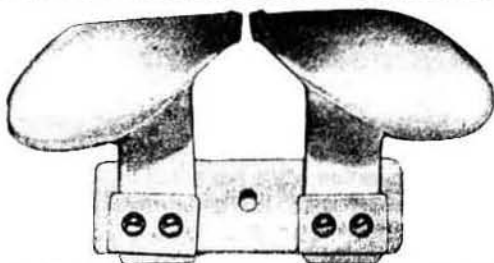
### SIZE

1"  
1-1/8"  
1-1/4"  
1-3/8"  
1-1/2"



## 769 LADDER FAGGOTING ATTACHMENT

FOR DOUBLE NEEDLE LOCK STITCH MACHINES.



STATE MAKE AND MODEL OF MACHINE,  
AND ENCLOSE SAMPLES AND MATERIAL WHEN ORDERING.

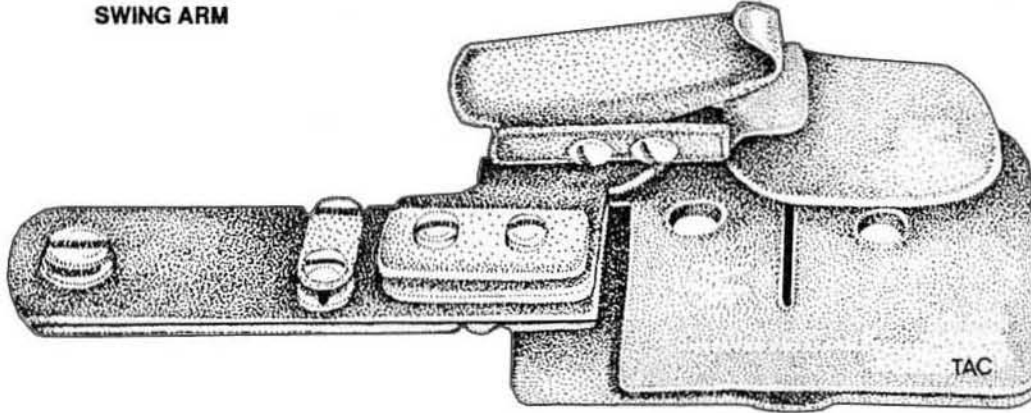
ALL RIGHTS RESERVED 1993

# 770 SWING OUT BRASSIERE & CORSET ATT.

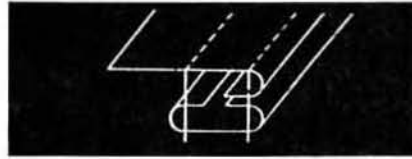
FOR: SINGER, U.S., JUKI, CONSEW, PFAFF, BROTHER, ADLER, DURKOPP, NECHI MACHINES.

## 770 SWING BRASSIERE ATTACHMENT

720-1  
SWING ARM



Swing out Brassiere and Corset Attachment 3/16"  
Swing out Brassiere and Corset Attachment 1/4"



771A  
BRASSIERE FOOT WITH  
COMPENSATING GUIDE  
GIVES EVEN MARGIN AT  
ALL TIMES.

SPECIFY SIZE WHEN ORDERING




SIZE

1/8"  
3/16"  
1/4"  
5/16"  
3/8"  
7/16"  
1/2"  
9/16"

## 771B LADDER STITCH FOR BRASSIERE CUPS



771B-4  
FEED DOG



771B-3  
THROAT PLATE

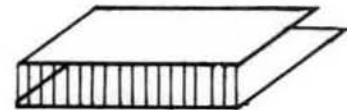


771B-2  
HINGED PRESSER FOOT

771B-1  
HOOK



FIRST OPERATION




Special hook and fittings for leaving  
looseness in stitch between the two  
plies of material.

ATTACHMENTS IS FOR ALL PLAIN SEWERS

## 771C SECOND OPERATION

771C-1  
COVER PLATE



771C-2  
HINGED  
PRESSER  
FOOT

SECOND OPERATION



ATTACHMENTS IS FOR 112 + 212


Performed on a double needle 1/8 gauge machine.  
Attachment shown will open the 2 plies from the  
first operation while top stitching with double needle,  
leaving a perfect stitch margin showing the ladder stitch effect.

ALL RIGHTS RESERVED 1993

# 24955DS DIAMOND STITCH ATTACHMENT

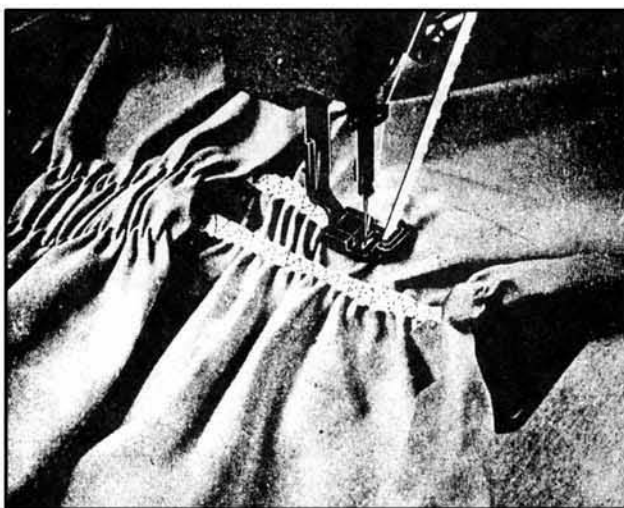
FOR 107W, 143W, 457G, ALL OTHER TYPES OF ZIG ZAG MACHINE

771D




PRODUCES ORNAMENTAL  
DIAMOND STITCH

## 24955-DS-A



ELASTIC SHIRRING ATTACHMENT  
USING FOOT 23766A WITH LEFT  
AND RIGHT ADJUSTABLE RAIL  
GUIDE, AND  
870 ELASTIC HOLDER WITH  
TENSION DEVICE FOR 457G.

## 24955-DS-B



SEWING WIDE  
ELASTIC WITH  
23766A HINGE  
PRESSER FOOT  
WITH LEFT &  
RIGHT ADJ.  
RAIL GUIDE.

## 24955-DS-C




GIRDLE FACING USING FOOT 23766A HINGE PRESSER  
FOOT WITH LEFT AND RIGHT ADJUSTABLE RAIL GUIDES.

ALL RIGHTS RESERVED 1993





# 771E 3 STITCH LINGERIE FACING ATTACHMENT

FOR SINGER 107W 145W AND 457G ALL OTHER TYPES OF ZIG ZAG MACHINE



771E-1  
HINGE  
PRESSER  
FOOT

771E-2  
FACING FELLER  
WITH UNCURLER




24955  
LINGERIE FACING FELLER  
WITH SWING ARM


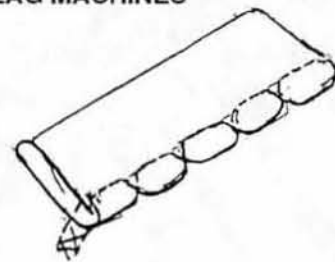
# 771F SHELL STITCHING ATTACHMENT

FOR 107W, 143 AND 457G AND ALL OTHER TYPES OF ZIG ZAG MACHINES

Can be used with binder for two-tone binding shell effect



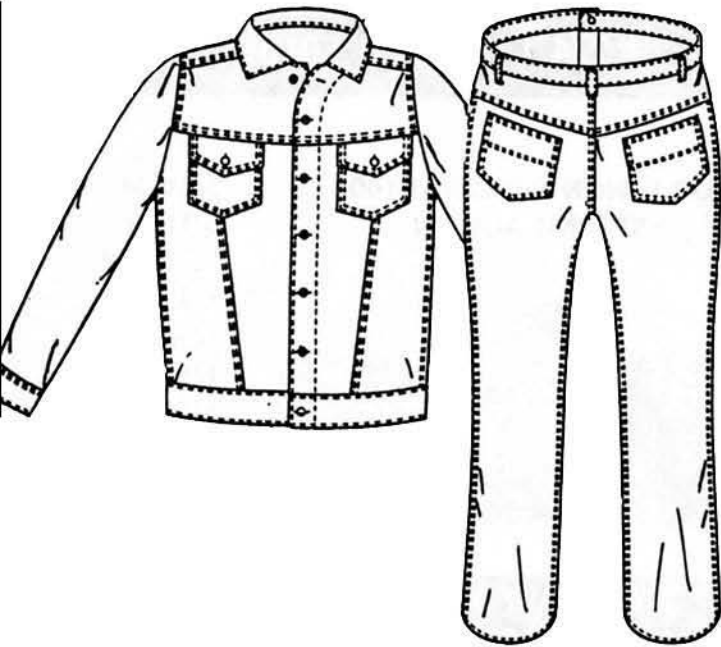
Used to run shell tucktrim for foundation garments, bras, girdles, etc.



457G-A  
SHELL TUCKING  
ATTACHMENT


ALL RIGHTS RESERVED 1993

# LAP SEAM FOLDERS

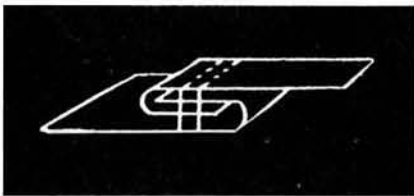


## 772 LAP SEAM FOLDER

FOR 112W & 212W, 134, 138W101, 102, 103  
SPRING ACTION LAP SEAM FOLDER



SIZES			
3/16 L	1/4H	5/16MH	1/2M
3/16 M	1/4MH	3/8L	1/2H
3/16 H	1/4SH	3/8M	1/2MH
3/16MH	5/16L	3/8H	
1/4L	5/16M	3/8MH	
1/4M	5/16H	1/2L	




## 773-10 LAP SEAM FOLDER



SIZE
3/16 L
3/16M
3/16H
3/16MH
1/4L
1/4M
1/4H
1/4MH
1/4SH
5/16L
5/16M
5/16H
5/16MH
3/8L
3/8M
3/8H
3/8MH
1/2L
1/2M
1/2H
1/2MH

## 773 NS LAP SEAM FOLDER

NO SPRING ACTION  
LAP SEAM FOLDER



SIZE
3/16L
3/16M
3/16H
3/16MH
1/4L
1/4M
1/4H
1/4MH
1/4SH
5/16L
5/16M
5/16H
5/16MH
3/8L
3/8M
3/8H
3/8MH
1/2L
1/2M
1/2H
1/2MH

## 773SP LAP SEAM FOLDER

SPRING ACTION  
LAP SEAM FOLDER



SIZE
3/16L
3/16M
3/16H
3/16 MH
1/4L
1/4M
1/4H
1/4MH
1/4SH
5/16L
5/16M
5/16H
5/16MH
3/8L
3/8M 3/8H
3/8MH
1/2L
1/2M
1/2H
1/2MH

139461



SCREW 1443B  
SLIDE FOR 231-25

139366

SCREW 1443B



FOR 231-2, 4, 5, 6, 7, 8, 31, 34, 35  
FOR 261-1,2,3,20,31,32

772-20



LAP SEAM ATT. MOUNTING BRACKET  
FOR 138W & 138G

772-21



200153F

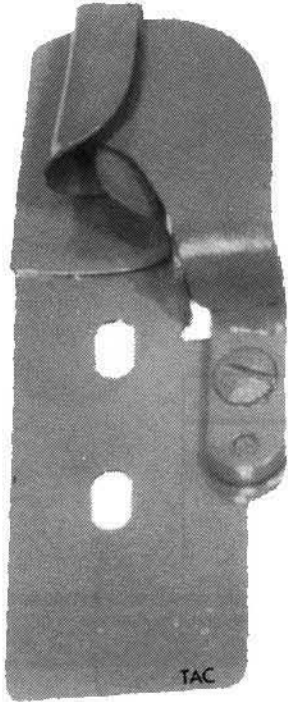
201561D

ALL RIGHTS RESERVED 1993

# LAP SEAM FOLDERS

FOR: SINGER, U.S., JUKI, CONSEW, BROTHER, DURKOPP, KANSAI SPECIAL, RIMOLDI, WILCOX AND GIBBS MACHINES

## #773 ADJ. SPRING ACTION




FOR 112W, 134W, 212W  
212G CLASS  
SH for 16 OZ. DENIM WITH  
HEAVY CROSS SEAMS.


3/16 L  
3/16 M  
3/16 H  
3/16 MH  
1/4 L  
1/4 M  
1/4 H  
1/4 MH  
1/4 SH  
5/16 L  
5/16 M  
5/16 H  
5/16 MH  
3/8 L  
3/8 M  
3/8 H  
3/8 MH  
1/2 L  
1/2 M  
1/2 H  
1/2 MH

## #774 LAP SEAM FOLDER

FOR UNION SPECIAL 51400  
SPRING ACTION




### 774A HEAVY DUTY LAP SEAM FOLDER SPRING ACTION



3/16 L  
3/16 M  
3/16 H  
3/16 MH  
1/4 L  
1/4 M  
1/4 H  
1/4 MH  
1/4 SH  
5/16 L  
5/16 M  
5/16 H  
5/16 MH  
3/8 L  
3/8 M  
3/8 H  
3/8 MH  
1/2 L  
1/2 M  
1/2 H  
1/2 MH

## #774NS - NO SPRING ACTION


FOR U.S.



3/16 L	1/4 H	5/16 MH	1/2 M
3/16 M	1/4 MH	3/8 L	1/2 H
3/16 H	1/4 SH	3/8M	1/2 MH
3/16 MH	5/16 L	3/8 H	
1/4 L	5/16 M	3/8 MH	
1/4 M	5/16 H	1/2 L	

## #774-10 (7588) HEAVY DUTY

HEAVY DUTY LAP SEAM FOLDER  
FOR U.S. — NO SPRING ACTION.



3/16 L	1/4 H	5/16 MH	1/2 M
3/16 M	1/4 MH	3/8 L	1/2 H
3/16 H	1/4 SH	3/8M	1/2 MH
3/16 MH	5/16 L	3/8 H	
1/4 L	5/16 M	3/8 MH	
1/4 M	5/16 H	1/2 L	


ALL RIGHTS RESERVED 1993

# LAP SEAM FOLDERS

FOR: SINGER, CENTURIAN, U.S., JUKI, CONSEW, BROTHER, DURKOPP, KANSAI SPECIAL, RIMOLDI, WILCOX & GIBBS MACHINES


## 775 LAP SEAM FOLDER

FOR: U.S. 35800  
OFF THE ARM MACHINE



3/16L  
3.16M  
3.16H  
3/16MH  
1/4L  
1/4M  
1/4H  
1/4MH  
1/4SH  
5/16L  
5/16M  
5/16H  
5/16MH  
5/16SH

## 775A LAP SEAM FOLDER



1/4M  
1/4H  
1/4MH  
1/4SH  
5/16M  
5/16H  
5/16MH  
5/16SH  
3/8M  
3/8H  
3/8MH

## 775-S LAP SEAM FOR SHIRT



GAUGE  
1/8  
3/16

LAP SEAM FOR SHIRT.  
SEWS TOGETHER  
SHIRT SHOULDER TO  
THE NECK & SLEEVE.

## 775B-XSH LAP SEAM FOLDER



LAP SEAM FOLDER DESIGNED  
FOR HEAVY BACK SEAMING  
ON JEANS AND JACKETS.

1/4 X SH - 5/16 X SH

## EXTRA HEAVY PRESSER

#KTA 35800 - X

EXTRA HEAVY PRESSER FOOT TO USE  
WITH # 775B-XSH LAP SEAM FOLDER.



## FOR U.S. 35800

OFF THE ARM MACHINE



#35824BQ-9  
THROAT PLATE ( 9 GAUGE)



#35820BQ-9  
PRESSER FOOT (9 GAUGE)



#35805BQ-9  
FEED DOG (9 GAUGE) WITH  
TOOTH SECTION #35826E

ALL RIGHTS RESERVED 1993



# LAP SEAM FOLDERS

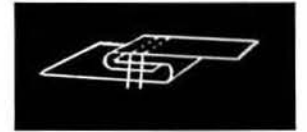
## 776 LAP SEAM FOLDER



SIZE
3/16L
3/16M
3/16H
3/16MH
1/4L
1/4M
1/4H
1/4MH
5/16L
5/16M
5/16H
5/16MH
3/8L
3/8M
3/8H
3/8MH
1/2L
1/2M
1/2H
1/2MH

## 777 A LAP SEAM FOLDER

FOR 147-100, 101; 253-201, 211; 262-21, 22



FOR SINGER AND U.S. 300W

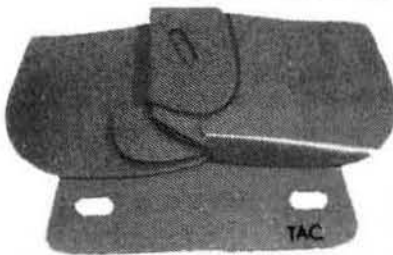
DOUBLE LAP SEAM FOLDER SPRING ACTION

## 778 PARACHUTE LAP SEAM FOLDER


DOUBLE LAP SEAM FOLDER  
LIGHT CAPACITY



SIZE
3/8"
1/2"
5/8"
3/4"
7/8"
1"
1-1/8"
1-1/4"
1-3/8"
1-1/2"



## 778-5 DOUBLE LAP SEAM FOLDER



## 779-1 RIMOLDI


SIZE
3/16M
3/16MH
3/16H
1/4M
1/4MH
1/4H
1/4SH



## RAW EDGE LAP SEAMING

### 780 RAW EDGE LAP SEAM

FOR 300W



FOR: SINGER, U.S., JUKI, CONSEW MACHINES



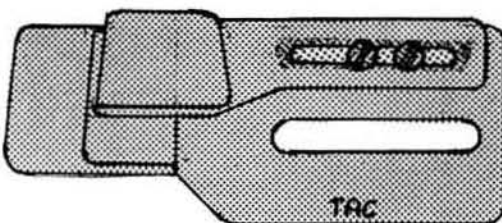
### 780-10 RAW EDGE LAP SEAM

FOR 112 & 212



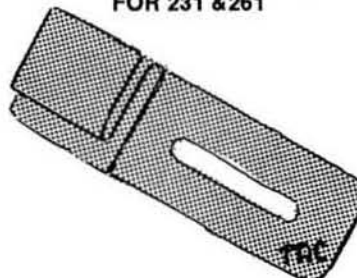
### 780-11 RAW EDGE LAP SEAM FOLDER

FOR U.S.



### 780-30 RAW EDGE LAP SEAM FOLDER

FOR 231 & 261



### 780-40 RAW EDGE LAP SEAM FOLDER

FOR U.S. 35800



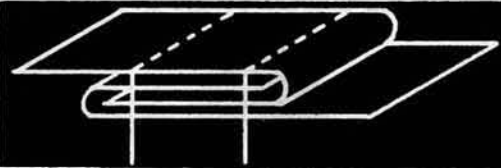

ALL RIGHTS RESERVED 1993

# LEFT HANDED LAP SEAM FOLDERS

Specify needle gauge and machine class.


**772LH**

SPRING ACTION



**774LH**

SPRING ACTION




**773LH-SP**

SPRING ACTION




**775LH**

SPRING ACTION



**776LH**

SPRING ACTION




## LAP SEAM FOLDER SEMI FOLD


**775SF**

TURNED UNDER ON TOP RAW BOTTOM


**772SF**



**774SF**



FOR U.S.



FOR U.S.

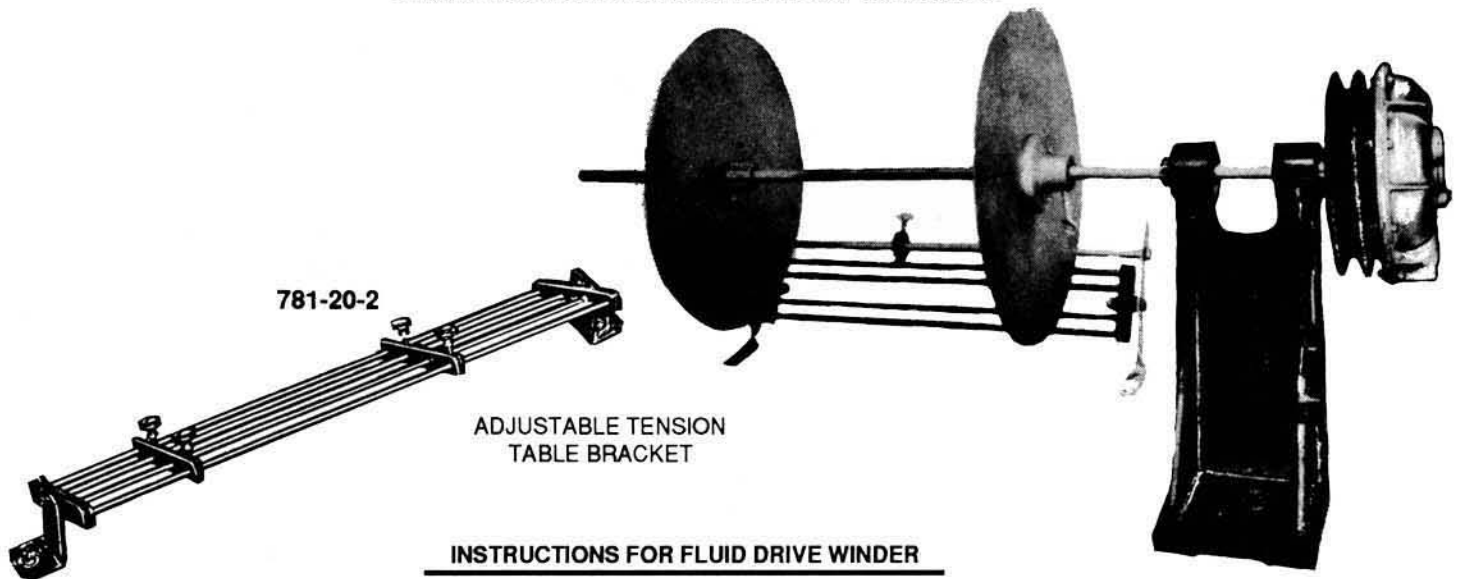
FOR 112 & 212W

Send sewn sample, sew-off material advising machine class and gauge.

ALL RIGHTS RESERVED 1993

# 781-20 FLUID DRIVE WINDER

CAN BE MOUNTED ON ALL TYPES OF MACHINES

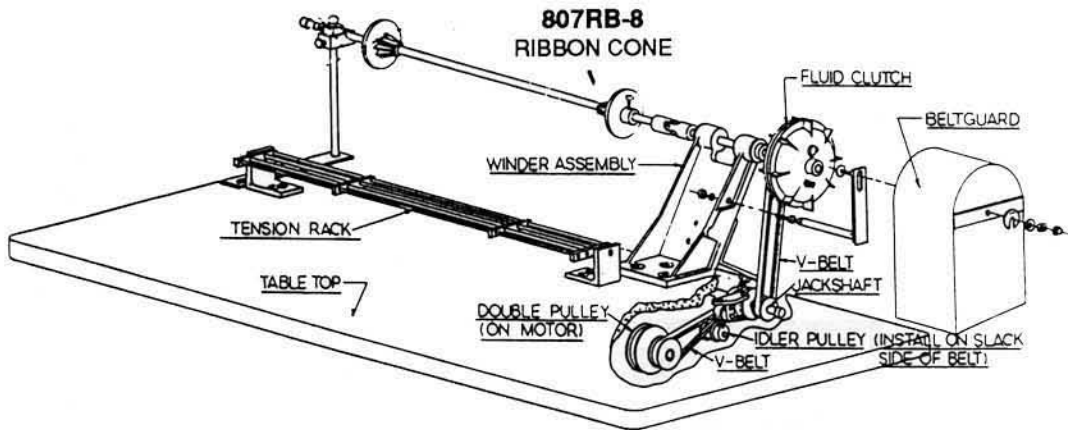


781-20-2

ADJUSTABLE TENSION  
TABLE BRACKET

## INSTRUCTIONS FOR FLUID DRIVE WINDER

- 1) INSTALL DOUBLE PULLEY ON MOTOR.
- 2) ALIGN PULLEY ON JACK SHAFT WITH MOTOR PULLEY USING V-BELT.
- 3) POSITION IDLER TO APPLY TENSION TO BELT AND PREVENT BELT FROM RUBBING TABLE TOP.
- 4) BOLT UNIT TO TABLE.




# 781-652-20 FILTER BAG LAP SEAM FOLDER FOR U.S. 35800

FOR FILTER BAGS

AUTOMATIC SEWING FOR  
FILTER BAGS WITH  
THREAD BREAKERS



CUT SIZES
15 1/2
19 1/2



ALL RIGHTS RESERVED 1993

# 781-30 TWO TONE PIPING SET

FOR: SINGER, CENTURIAN, U.S., JUKI, CONSEW, PFAFF, BROTHER, ADLER, DURKOPP, NECHI MACHINES



WITH CORDING



FLAT PIPING NO CORD

WHEN ORDERING, STATE MAKE AND STYLE NUMBER OF MACHINE. ENCLOSE SAMPLES AND MATERIAL.

# 781-40 SHIRRING FOOT ADJUSTABLE

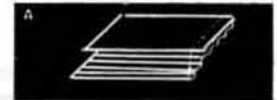


FOR PLAIN SINGER MACHINES




THE WORK DONE BY THIS ATTACHMENT HAS PREVIOUSLY BEEN POSSIBLE ONLY ON EXPENSIVE SHIRRING MACHINES.

THE TOP MATERIAL IS STITCHED STRAIGHT WHILE THE BOTTOM MATERIAL IS SHIRRED IN ONE OPERATION.

MORE OR LESS SHIRRING IS OBTAINED BY ADJUSTING THE BACK THUMB SCREW.



# 781-50 CORD EDGE SHIRRING




# 783 SHIRRING AND BINDING

SINGER 400W30-31 451K30-31  
UNION SPECIAL 51600; 63400E

ATTACHMENT WILL BIND THE EDGE OF GARMENT, AND SHIRR LACE ON EDGE IN ONE OPERATION. GENERALLY USED ON ROBES, DUSTERS, LINGERIES.

WHEN ORDERING, STATE MAKE AND STYLE NUMBER OF MACHINE. ENCLOSE SAMPLES AND MATERIAL.





# TOP SHIRRING ATTACHMENT

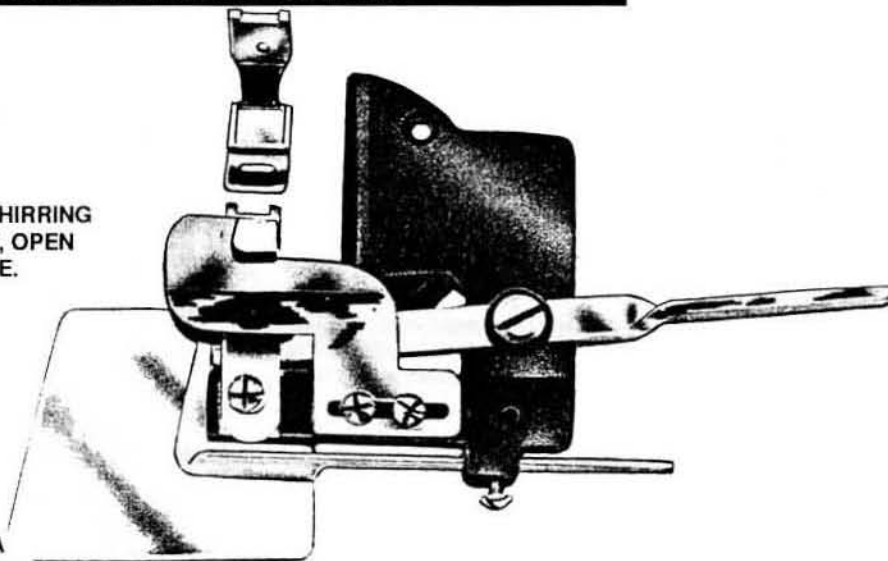
## 783-10 SHIRRING ATTACHMENT

SPRING TYPE SHIRRING  
ATTACHMENT, OPEN  
LEFT SIDE.

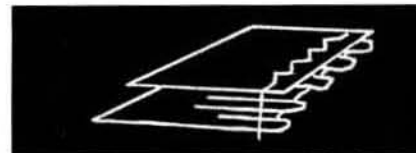


783-20A

ADJUSTABLE FOOT BAR  
ASSEMBLY

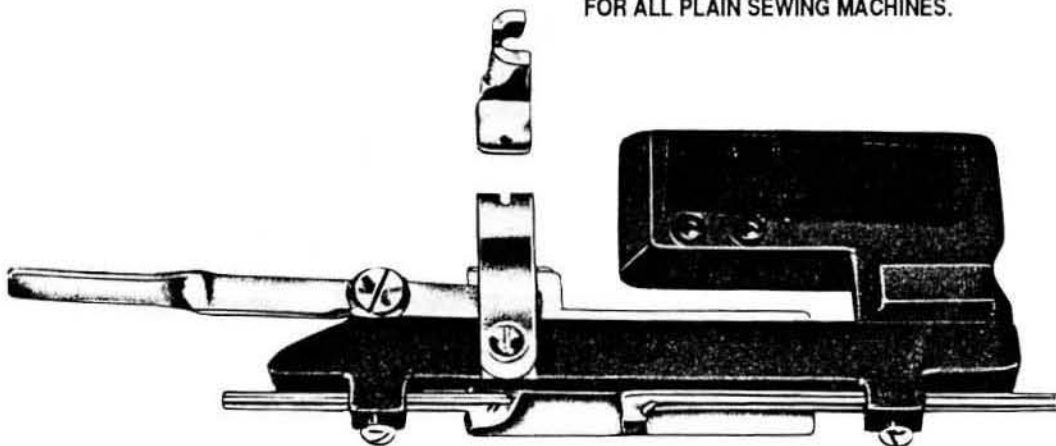


- A variation of spring shirring attachment to allow operator ample space for easy insertion of wide garments on left side.
- Equipped with adjustable adaptor to control desired amount of shirring. (depending upon style number of machine)
- Interchangeable guides available to suit requirements. Illustration shows attachment for 107W or 143W Zig Zag machine.
- Recommended on 400W30, 400W31, 451K30, 451K31 machines; also made for plain machines.
- When ordering, state make and style number of machine. Enclose samples and material.



## 783-20 SPRING TYPE SHIRRING ATTACHMENT

FOR ALL PLAIN SEWING MACHINES.



## 783B FITTINGS FOR DIFFERENTIAL SHIRRING MACHINE

DIFFERENTIAL FEEDERS FOR SINGER 400W31; 451K31 / FOR LIGHT AND MEDIUM WEIGHT MATERIAL.



783B-1

270566  
FEED DOG, BACK



783B-2

270567  
FEED DOG, FRONT



783B-3

270571  
THROAT PLATE



783B-4

270533  
COMPENSATING SHIRRING FOOT

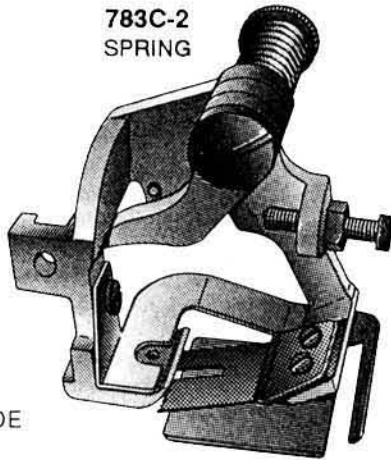
STATE MAKE AND MODEL OF MACHINE  
AND ENCLOSE SAMPLES AND MATERIAL  
WHEN ORDERING.

ALL RIGHTS RESERVED 1993

# 783C RUFFLING ATTACHMENT

FOR PLAIN SEWING MACHINE

783C-2  
SPRING



783C-3  
TOP BLADE

783C-1  
BOTTOM BLADE

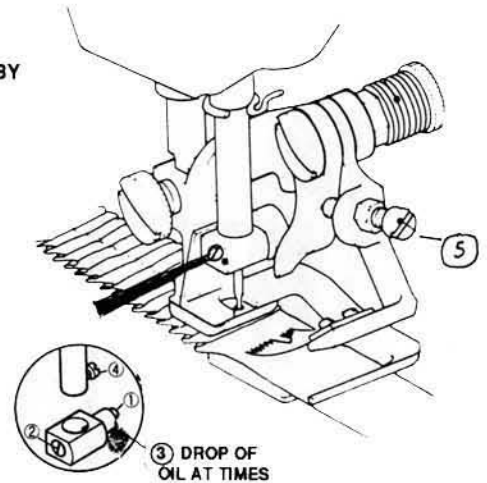
• OBTAIN DESIRED RUFFLING DISTANCE BY ADJUSTING FEED AMOUNT OF MACHINE.

**How to Attach**

1. Unscrew screw (4).
2. Attach No. G9-32 needle clamp as illustrated.
3. Set firmly G9-32 by screw (2).
4. Attach G9E ruffler to presser bar.
5. Loosen screw (1) and insert needle.

**Adjustment**

1. Regulate thread tension a bit tighter than ordinary sewing.
2. Ruffling amount can be adjusted by turning screw (5).
3. Drain a bit of oil to the rotating portions, at times.



③ DROP OF OIL AT TIMES

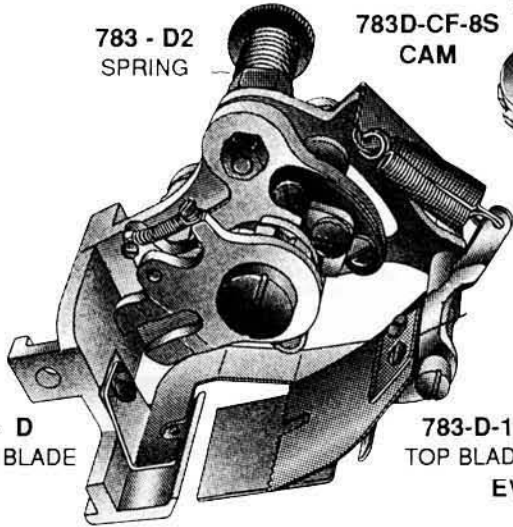
EACH STITCH GETS RUFFLED

# 783D RUFFLING ATTACHMENT

FOR PLAIN SEWING MACHINE

783 - D2  
SPRING

783D-CF-8S  
CAM



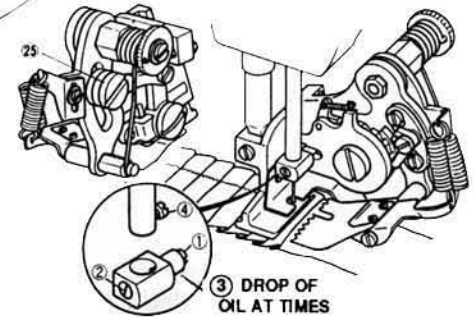
783 - D  
BOTTOM BLADE

783-D-1  
TOP BLADE

**How to Attach**

1. Unscrew screw (4).
2. Attach No. G900-28 needle clamp as illustrated.
3. Set firmly G900-28 by screw (2).
4. Attach G900E ruffler to presser bar.
5. Loosen screw (1) and insert needle.

EVERY 4 OR 8 STITCHES GET RUFFLED  
(CHANGED BY CHANGING CAM)




③ DROP OF OIL AT TIMES

**Adjustment**

1. Regulate thread tension a bit tighter than ordinary sewing.
2. Ruffling amount can be adjusted by sliding screw (2).
3. Drain a bit of oil to the rotating portions, at times.

# 783E INDEPENDENT ELASTIC METERING & PULLER FEED




BOTH THE ELASTIC METERING DEVICE AND THE PULLER FEED ARE DRIVEN BY INDEPENDENT ZERO MAX. ENABLING THE ELASTIC TO BE SEWN INTO THE GARMENT AT THE CORRECT RATE FOR GOOD QUALITY CONTROL OF SIZING. THE ZERO MAX PULLER CAN REGULATE THE SPEED TO TAKE AWAY THE SEWN WORK AT JUST THE RIGHT SPEED, TO AVOID OVER STRETCHING.

ALL RIGHTS RESERVED 1993

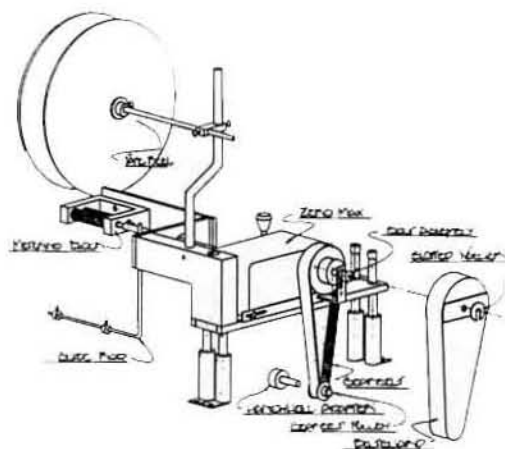
## 784 METERING DEVICE FOR OVERLOCK AND SERGER MACHINE

FOR: SUPERLOCK, SINGER OVERLOCK, UNION SPECIAL, RIMOLDI, YAMATO, JUKI, MERROW

### INSTALLATION INSTRUCTIONS #784 METERING DEVICE

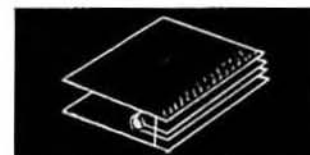



1. Install handwheel adaptor and gearbelt pulley on machine.
2. Align gearbelt pulley on Zero Max with gearbelt pulley on machine before bolting unit to table. ( We recommend using either gearbelt or straight edge.) Allow clearance for table top to swing up if necessary. Some trimming of table top may be required to clear unit.
3. Install gearbelt and raise unit on legs to tighten gearbelt. Turn machine to check belt run-out. Move gearbelt pulleys on shafts if needed.
4. Move metering block to proper position over machine foot.
5. Adjust tape reel to accommodate material and align with metering blocks.
6. Place belt guard over bolt assembly and insert slotted washer, then tighten nut.
7. Adjust Zero Max speed for proper feeding of material.



## 785 COMBINATION CORD PIPER AND PULLER


FOR: SINGER, U.S., JUKI, BROTHER, RIMOLDI, MERROW, WILCOX & GIBBS, PEGASUS, YAMATO, COLUMBIA, LEWIS MACHINES.




THIS MACHINE ATTACHES 2 PIECES OF MATERIAL AND INSERTS A CORD PIPING IN CENTER IN ONE OPERATION. THE PULLER AIDS IN HAVING THE WORK COME OUT PERFECTLY FLAT. THIS IS GENERALLY USED IN THE BEDSPREAD AND CURTAIN LINE.

ALL RIGHTS RESERVED 1993

# 784 A TOP METERING DEVICE



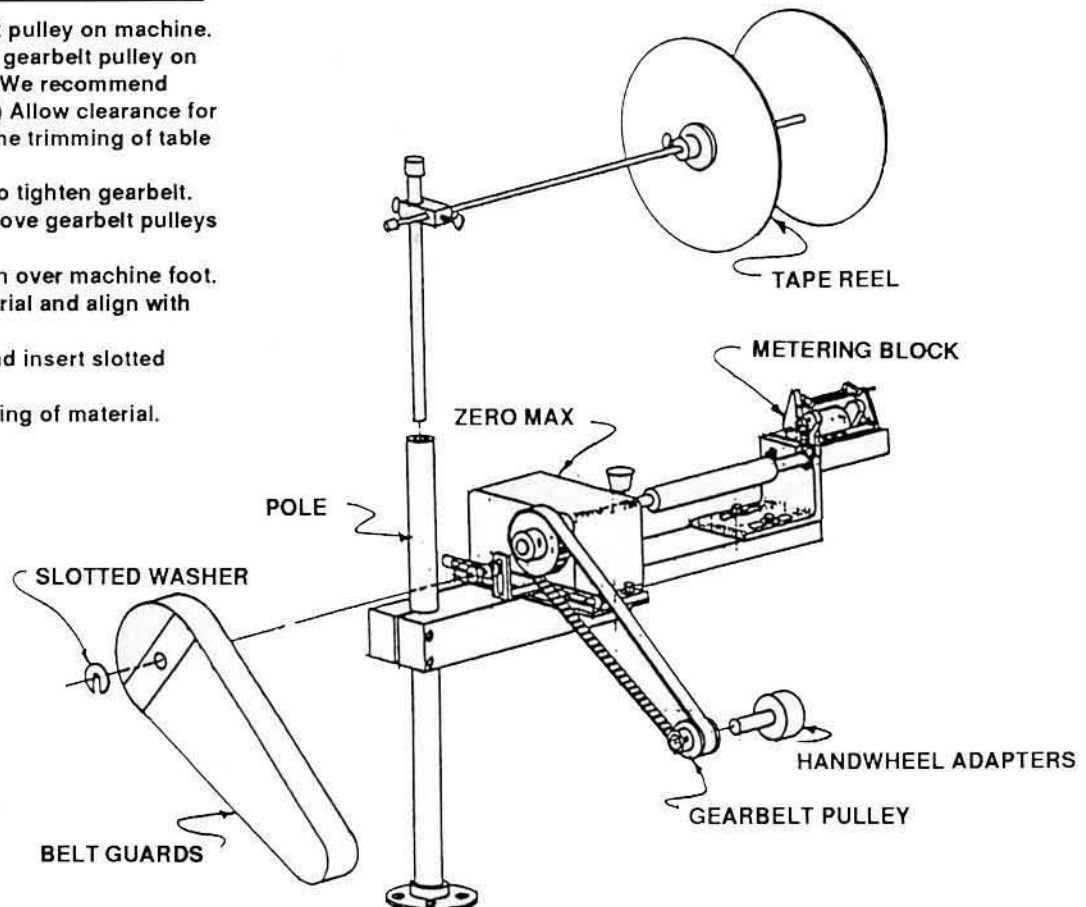
792L  
BALANCE WHEEL  
FOR METERING  
DEVICE



CAN BE USED ON ANY OVERLOCK  
MACHINE. IN ADDITION TO METERING  
THE ELASTIC TO SIZE, A PULLER  
IS ALSO INSTALLED TO RETAIN  
SIZE DESIRED.

## INSTALLATION INSTRUCTIONS #784 METERING DEVICE


1. Install handwheel adaptor and gearbelt pulley on machine.
2. Align gearbelt pulley on Zero Max with gearbelt pulley on machine before bolting unit to table. ( We recommend using either gearbelt or straight edge.) Allow clearance for table top to swing up if necessary. Some trimming of table top may be required to clear unit.
3. Install gearbelt and raise unit on legs to tighten gearbelt. Turn machine to check belt run-out. Move gearbelt pulleys on shafts if needed.
4. Move metering block to proper position over machine foot.
5. Adjust tape reel to accommodate material and align with metering blocks.
6. Place belt guard over bolt assembly and insert slotted washer, then tighten nut.
7. Adjust Zero Max speed for proper feeding of material.



ALL RIGHTS RESERVED 1993



## 785A TOP ELASTIC METERING DEVICE FOR UNION SPECIAL




This metering device can be installed on any flat bed machine such as, Singer, Rimoldi, Union Special, etc.

While setting on lace or elastic on edge of garment, the metering device helps measure the lace or elastic.

STATE MAKE AND MODEL OF MACHINE AND ENCLOSE SAMPLES AND MATERIAL WHEN ORDERING.

## 785B BOTTOM ELASTIC METERING DEVICE



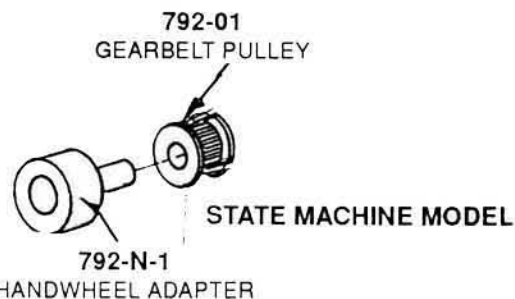

Can be made for any double or multiple needle machine regardless of make (Union Special, Rimoldi, Singer, Wilcox & Gibbs.)

By installing a turned down elastic hemmer and tunneling elastic, we are able to use the latest model Union Special machine for elasticizing.

STATE MAKE AND MODEL OF MACHINE AND ENCLOSE SAMPLES AND MATERIAL WHEN ORDERING.

WE RUBBERIZE FEED DOG FOR ALL TYPES OF MACHINES

## 785B-300 RIGHT ANGLE ELASTIC METERING DEVICE




NEW RIGHT ANGLE METERING DEVICE FOR ALL TYPES OF MACHINES

ALL RIGHTS RESERVED 1993

## 784A-MDL TOP ELASTIC METERING

FOR 457G PLAIN SEWER AND ALL OTHER TYPES OF MACHINES




Feeding and attaching elastic tapes for swimming wear, underwear, suits, brassiere, body suits, shorts, and others.

With the most precise feeding. With the simplest way of installation. Available for miscellaneous machines. With the most convenient dial type free adjustment.

## 784A-60 ELASTIC METERING UNIVERSAL TYPE


FOR ALL TYPES OF OVERLOCK MACHINES

Feeding and attaching elastic tapes for swimming wear, underwear, suits, brassiere, body suits, shorts and others.



## 784A-10 UPPER TAPE FEEDER

FOR ALL TYPES OF MACHINES




Feeding out tape or elastic tape by required volume automatically for sportswear, body suits, underwear, girdles, etc.

Compactly designed for easy installation. Feeding volume can be adjusted at requirement. Uniform and perfect sewing finish will be done due to no superfluous tension be made on tapes.

## 784A-30-1 ELASTIC METERING

FOR 457G ZIG ZAG MACHINE

Feeding and attaching elastic tapes for swimming wear, underwear, suits, brassiere, body suits, shorts, and others.



ALL RIGHTS RESERVED 1993


223A

1-800-251-5000 / FAX: 1-615-797-4716

TENNESSEE ATTACHMENT CO., INC.

**TAC**


## 785C TOP ELASTIC METERING DEVICE FOR ZIG ZAG MACHINE



OUR 792A VARIABLE TOP ZERO MAX PULLER, CAN BE INSTALLED ON A ZIG ZAG MACHINE FOR QUALITY WORK.

THIS TOP METERING DEVICE CAN BE INSTALLED ON ANY FLAT BED ZIG ZAG MACHINE. WHILE SETTING ON LACE OR ELASTIC ON EDGE OF GARMENT, THE METERING DEVICE HELPS MEASURE THE LACE OR ELASTIC TO SWIM WEAR, BRASSIERE, UNDERWEAR, AND SIMILAR GARMENTS.

## 785D COMBINATION METERING UNIT



- A unique set - up designed to meter lace or elastic from the top, plus at the same time meter live rubber or lace from bottom with material sandwiched in between.
- A means of reducing pucker where two different weights of material must be uniformly sewn.
- Excellent for use on legs of panty, girdles, and stretch garments.
- Can be made as illustrated with one variable speed Zero-Max control regulating upper and lower drive shafts or better still, two Zero-Max control boxes for individual adjustments.

**WE RUBBERIZE FEED DOG FOR ALL TYPES OF MACHINES !**

ALL RIGHTS RESERVED 1993

# 786 RUFFLER ON SINGER

## 786 RUFFLER ON SINGER


A ruffler can be installed on any Singer Machine regardless of machine style. These rufflers can perform many different styles of operations.

FOR PLAIN SEWING MACHINE 107W & 457G  
112&212W; 300W & U.S. MACHINES.



WE SUGGEST, THAT IF YOU HAVE A GARMENT THAT NEEDS RUFFLING, PLEASE SUBMIT A SAMPLE OF MATERIAL TO BE RUFFLED.

## 786A PLEATING ATTACHMENT




- Installed on all chain lock machines including Singer 300W, Wilcox & Gibbs, Metropolitan, Union Special.
- Available in 2 or 4 stitches to the pleat.
- Simple rapid adjustment for length of pleat and depth of underlay.
- Custom built to accommodate narrow or wide needle gauges.
- Machine head required for proper installation.
- When ordering submit sample of operation.

ALL RIGHTS RESERVED 1993




# 786B TWO TO ONE RUFFLER

FOR: SINGER 300W, U.S., KANSAI, AND ALL OTHER DOUBLE NEEDLE MACHINE.



THIS WILL LET YOU DO A SKIP STITCH RUFFLE. THE UNIT IS EASILY INSTALLED BY OUR SEWING MACHINE ENGINEERS FROM OUR DESIGN AND DEVELOPMENT DEPARTMENT. THIS UNIT CAN BE INSTALLED ON A 2 NEEDLE LOCK STITCH MACHINE, OR A 2 NEEDLE CHAIN STITCH MACHINE. WITH THIS UNIT YOU GET THE LOOK YOU ARE LOOKING FOR. WHEN FINISHED WITH 2 TO 1, YOU CAN CONVERT THE ATTACHMENT BACK TO A 1 TO 1 UNIT BY ORDERING DIFFERENT TIMING PULLEYS.


ON ALL ORDERS, PLEASE SEND SAMPLES WITH YOUR MACHINE.



# 786TR TRIPLE LACE SHIRring

THESE ATTACHMENTS TAKE 3 PIECES OF DIFFERENT SIZE LACE AND SHIRRES AND BINDS IN ONE OPERATION.


786TR-1 MATERIAL RACK  
786TR-2 TUBE GUIDE (3)



USING OUR  
413 BINDER


# 786C TOP AND BOTTOM RUFFLER WITH BINDER

FOR PLACEMATS, BLANKETS, BEDSPREADS, ROBES, LOUNGE WEAR, ETC.



- This attachment is set-up on a high-lift multiple needle machine to sew a uniform finished edge, double ruffled binding to placements, blankets, bedspreads, comforters, etc.

## 786C-2 RIGHT ANGLE BINDER ON SLIDE



Allows operator to pull folder away from machine in order to cut binding. Primarily made for working on placements, blankets, bedspreads, robes, lounge wear, etc.

STATE MAKE AND MODEL OF MACHINE AND ENCLOSE SAMPLES AND MATERIAL WHEN ORDERING.

## 786C-3 THROAT PLATE



## 786C-5 HINGE PRESSER FOOT




## 786C-4 FEED DOG



ALL RIGHTS RESERVED 1993

# 787AB STRIPPER BLADES FOR RUFFLING MACHINES

787AB-12 12" BLANK TOP STRIPPER BLADE



787AB-13 WIDE BOTTOM BLADE



787AB-14 WIDE TOP STRIPPER BLADE



787AB-15 NARROW BOTTOM STRIPPER BLADE



CURTAIN RUFFLER

787AB-16 NARROW TOP STRIPPER BLADE




787AB-17 LEFT WIDE STRIPPER BLADE

SANDWICH RUFFLER



SIZE (#767)

787ABS-18 RIGHT STRIPPER BLADE



787AB-19 RIGHT ANGLE STRIPPER BLADE



787AB-20 DOUBLE NEEDLE STRIPPER BLADE



787AB-21 BINDING OPERATION STRIPPER BLADE



787AB-22 WIDE ATTACHMENT STRIPPER BLADE



787AB-23 ATT. STRIPPER BLADE



787AB-24 SHORT STRIPPER BLADE



787AB-25 BOTTOM BLADE PLAIN SEWER



787AB-26 SHIRRING BLADE FOR ALL TYPES OF SHIRRING

## RUFFLER ADJUSTMENT INSTRUCTION

1. Bottom Blade: Set bottom blade approximately 1/8" to 1/4" away from needle. (Figure B) Teeth on top blade should contact bottom blade all the way across.

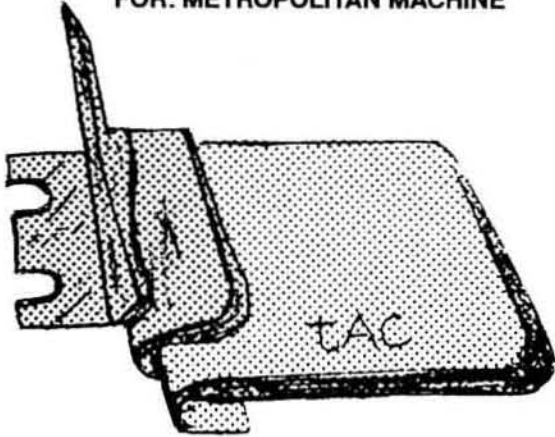
2. Stroke: Ruffle stroke may be set without other adjustments by using thumb screw. (Figure A) Always turn machine by hand to make sure ruffler blade and needle do not make contact. Move yoke away from shaft to reduce ruffle. Stroke is set at factory for a medium position. If needed, added stroke may be achieved by turning screw (Figure A-4), then with ruffler blade all the way forward, loosen nuts (Figure A-4). Loosen thumb screw and turn screw (Figure A-3) so that yoke may move up and down in slot of ruffling segment without moving ruffler blade. This will allow stroke changes without other adjustments.

ALL RIGHTS RESERVED 1993

# 787-A RUFFLING UP FELLER & DOWN FELLER


## 787A DOWN FELLER

FOR: METROPOLITAN MACHINE



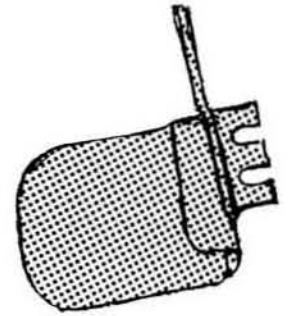
## 787A-2U.S. DOWN FELLER

FOR: U.S. MACHINE



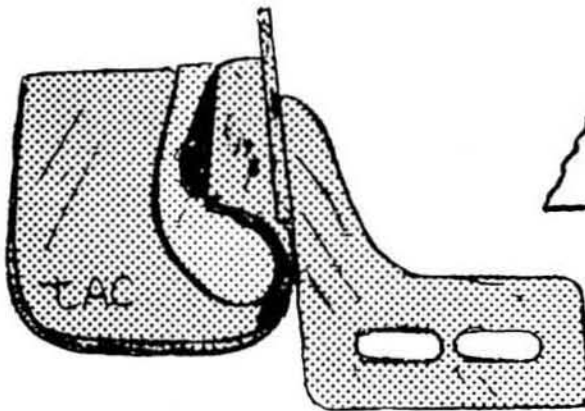
## 787A-WG DOWN FELLER

FOR: WILCOX GIBB MACHINE



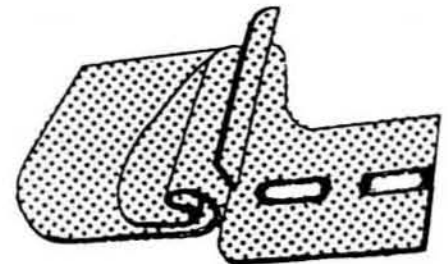
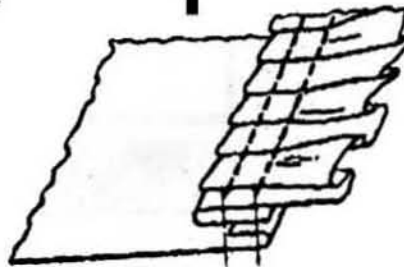
## 787A-1 UP FELLER

FOR: METROPOLITAN MACHINE

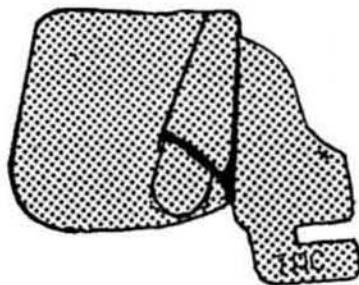


## 787A-2 UP FELLER

FOR: U.S. MACHINE



## 787A-2A UP FELLER



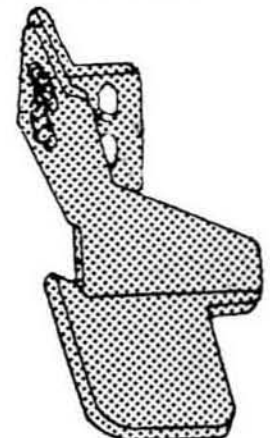
## 787A-4M EDGE GUIDE

FOR: U.S. AND METROPOLITAN MACHINE



## 787A-H U.S. EDGE GUIDE

FOR: U.S. MACHINE



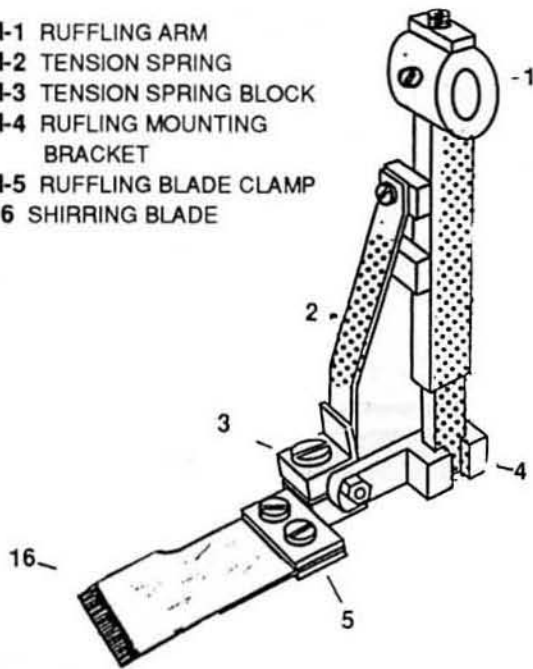


# 787-A RUFFLING PARTS

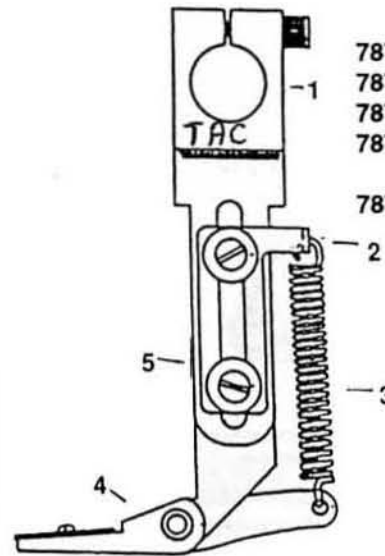
## 787A-3M TOP RUFFLING ARM

FOR: U.S. METROPOLITAN MACHINE

- 787A-3M-1 RUFFLING ARM
- 787A-3M-2 TENSION SPRING
- 787A-3M-3 TENSION SPRING BLOCK
- 787A-3M-4 RUFFLING MOUNTING BRACKET
- 787A-3M-5 RUFFLING BLADE CLAMP
- 787AB-16 SHIRRING BLADE



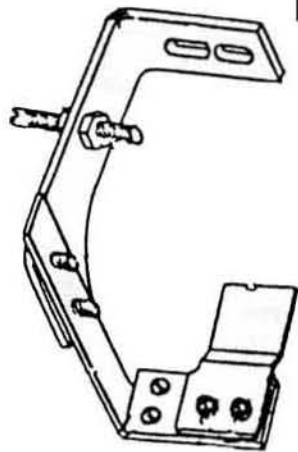
## 787A-3T T.A.C. STYLE TOP RUFFLING ARM



- 787A-3T-1 RUFFLING ARM
- 787A-3T-2 SPRING ADJ. BRACKET
- 787A-3T-3 TENSION SPRING
- 787A-3T-4 RUFFLING BLADE MOUNTING BRACKET
- 787A-3T-5 RUFFLING ARM FOR BLADE MOUNTING BRACKET

## 787A-3MB

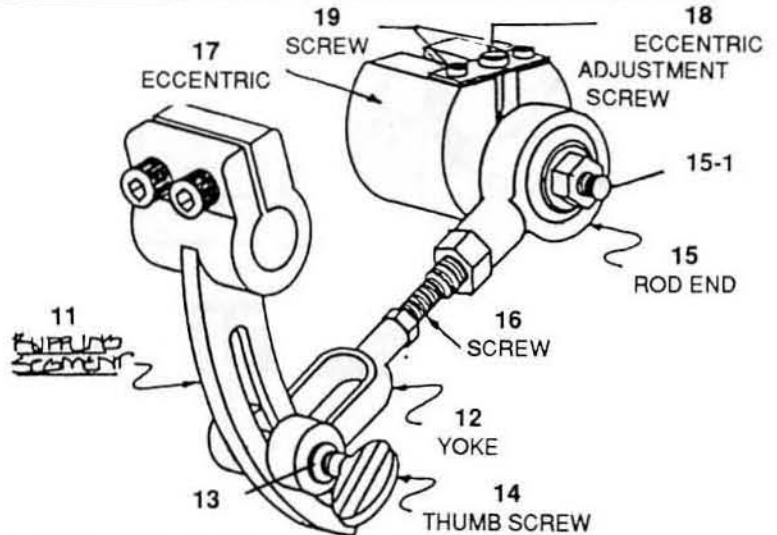
BOTTOM BLADE MOUNTING BRACKET FOR METROPOLITAN MACHINE.



WIDE 787AB-13

NARROW 787AB-15

## 787A-R RUFFLING SEGMENT FOR HANDWHEEL & DRIVING ARM

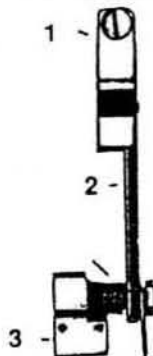


- 787A-11 RUFFLING SEGMENT YOKE
- 787A-12 YOKE
- 787A-13 THREADED BUSHING
- 787A-14 THUMB SCREW
- 787A-15 ROD END BEARING
- 787A-15-1 ROD END ADJ. SCREW WITH NUT
- 787A-16 SCREW WITH LEFT AND RIGHT THREAD
- 787A-17 ECCENTRIC
- 787A-18 ECCENTRIC ADJUSTABLE SCREW
- 787A-19 SCREW

## 787A-3 TOP RUFFLING ARM

PLAIN SEWER

- 787A-3-1 RUFFLING ARM CLAMP BRACKET
- 787A-3-2 RUFFLING ARM
- 787-3-3 RUFFLING BLADE MOUNTING BRACKET
- 787-3-4 RUFFLING SPRING TENSION



ALL RIGHTS RESERVED 1993

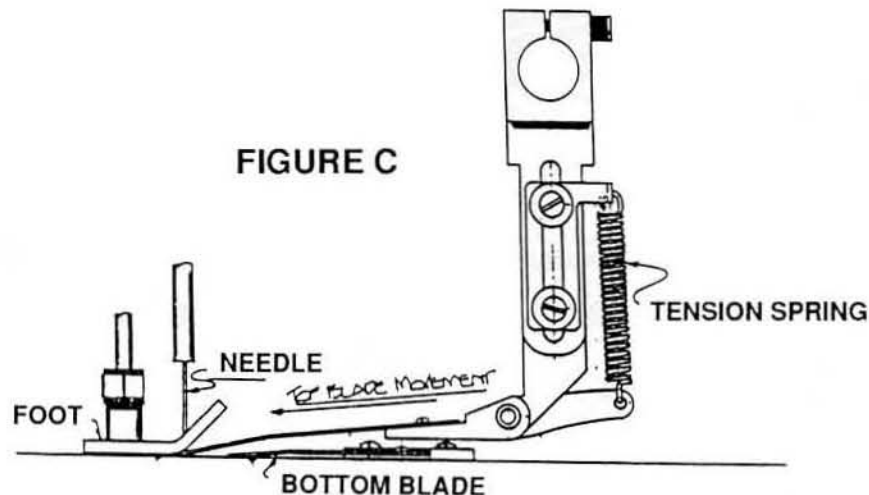
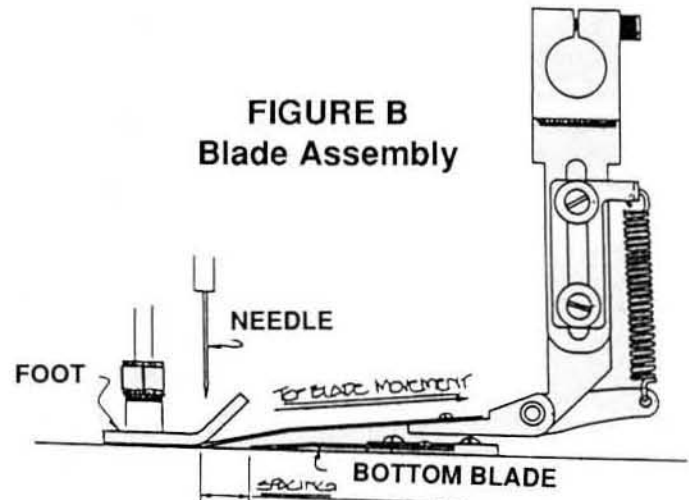
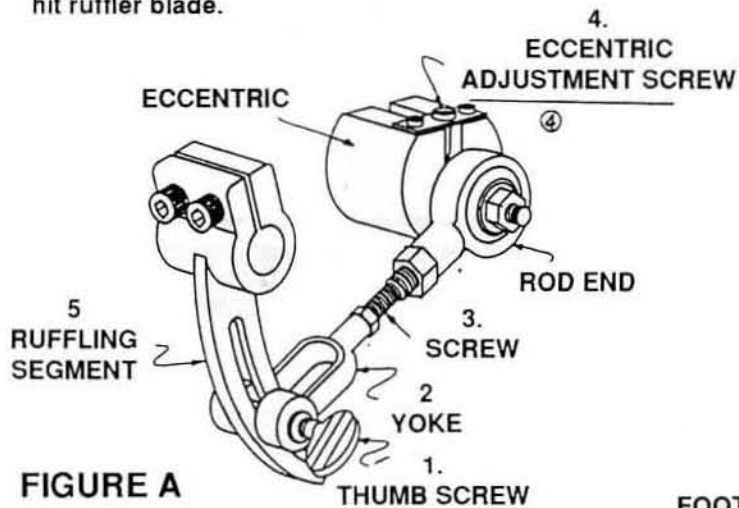
# 787-A RUFFLER ADJUSTMENT INSTRUCTIONS

## 1. BOTTOM BLADE:

Set bottom blade approximately 1/8" to 1/4" away from needle.  
(Fig. B) Teeth on top blade should make contact with bottom blade all the way across.

## 2. TIMING:

Ruffler blade should move in to foot as needle is feeding back and start to return as needle is penetrating material. (Figure B & C)  
**CAUTION:** Turn machine by hand to make sure needle does not hit ruffler blade.




MANUFACTURERS OF LABOR SAVING DEVICES FOR THE STITCHING INDUSTRY

ALL RIGHTS RESERVED 1993

# 788 TOP & BOTTOM RUFFLERS FOR OVERLOCKS


AVAILABLE FOR: SINGER, UNION SPECIAL, RIMOLDI, WILCOX & GIBBS



ATTACHMENT SHOWN SHIRRS TOP & BOTTOM MATERIAL WHILE SEWING IT TO THIRD MATERIAL NOT SHIRRED. EACH SHIRRED MATERIAL CAN BE INDIVIDUALLY ADJUSTED.

CAN ALSO BE USED FOR ANY TYPE OF SHIRRING THAT IS NEEDED.

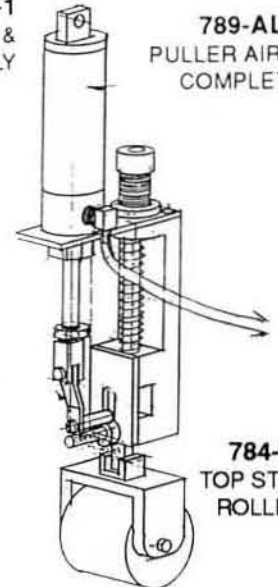
# 789 CLOSE COUPLED CLUTCH PULLER



789-AL-1  
CYLINDER &  
BRACKET ONLY

BALANCE  
WHEEL  
DRIVEN

789-AL  
PULLER AIR LIFT  
COMPLETE




784-5  
TOP STEEL  
ROLLER

784-4  
RUBBER ROLLER

789-2  
BOTTOM STEEL ROLLER

# 790B BLINDSTITCH CLOSE COUPLED PULLER



CLOSE COUPLED  
PULLER FOR ALL  
TYPES OF BLINDSTITCH  
MACHINES.

ALL RIGHTS RESERVED 1993



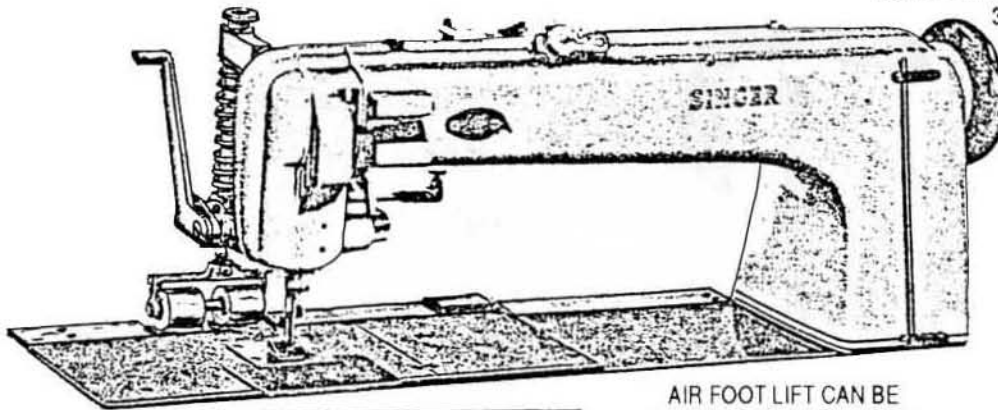


# 791A 320W LONG ARM CLOSE COUPLED PULLER

FB140, 145, 155; AND 300W-1400C

320W194  
300W103

NEW LOW RPM HAND WHEEL  
320-501



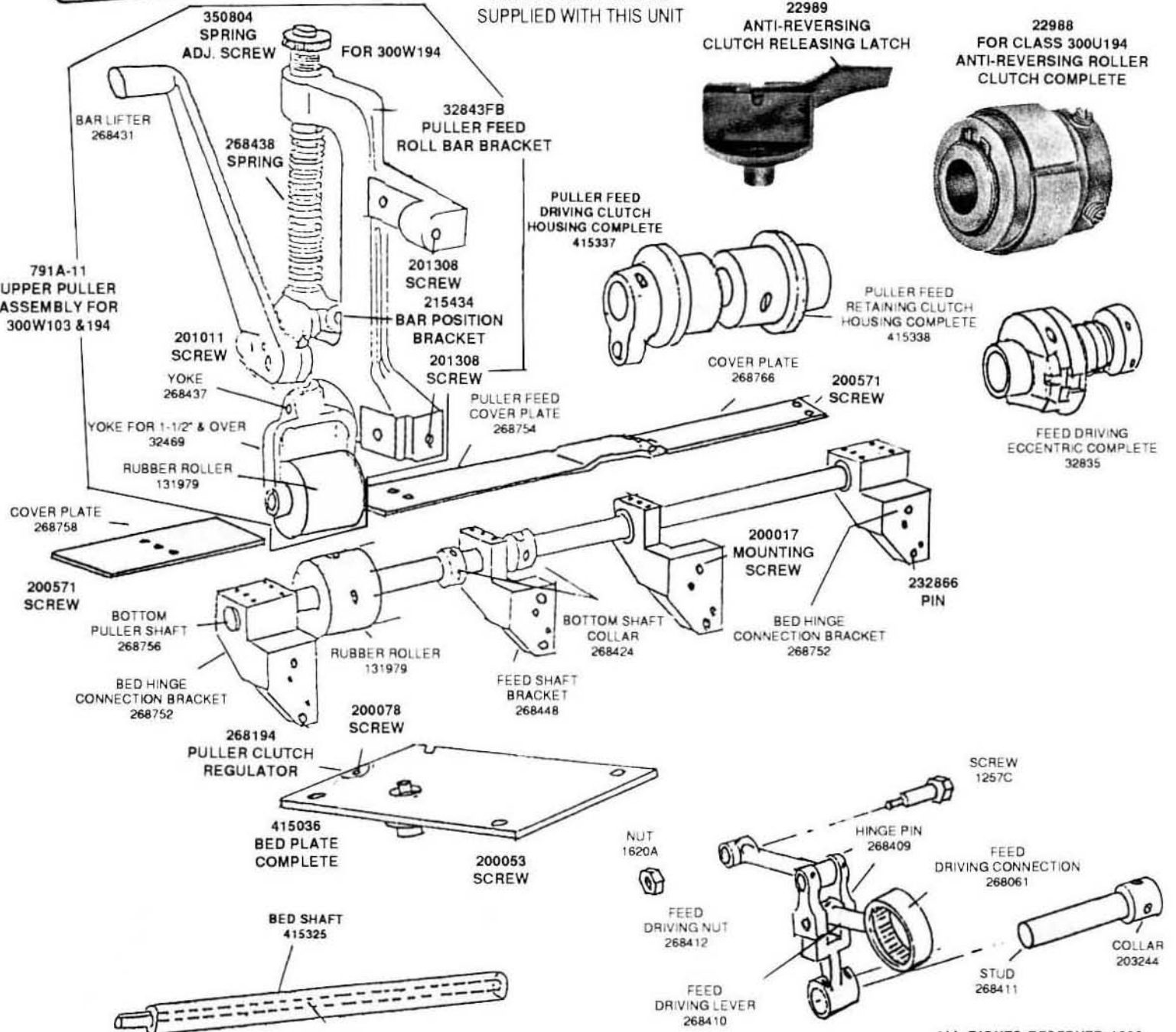
High speed seaming, binding, banding, welting and other operations on automotive upholstery, tents, tarpaulins, and a variety of other products.

Machines fitted with anti-reversing device to minimize skip stitching when crossing extra heavy seams.

Compound and alternating presser feet

Speed depends on material and type of operation.

AIR FOOT LIFT CAN BE SUPPLIED WITH THIS UNIT



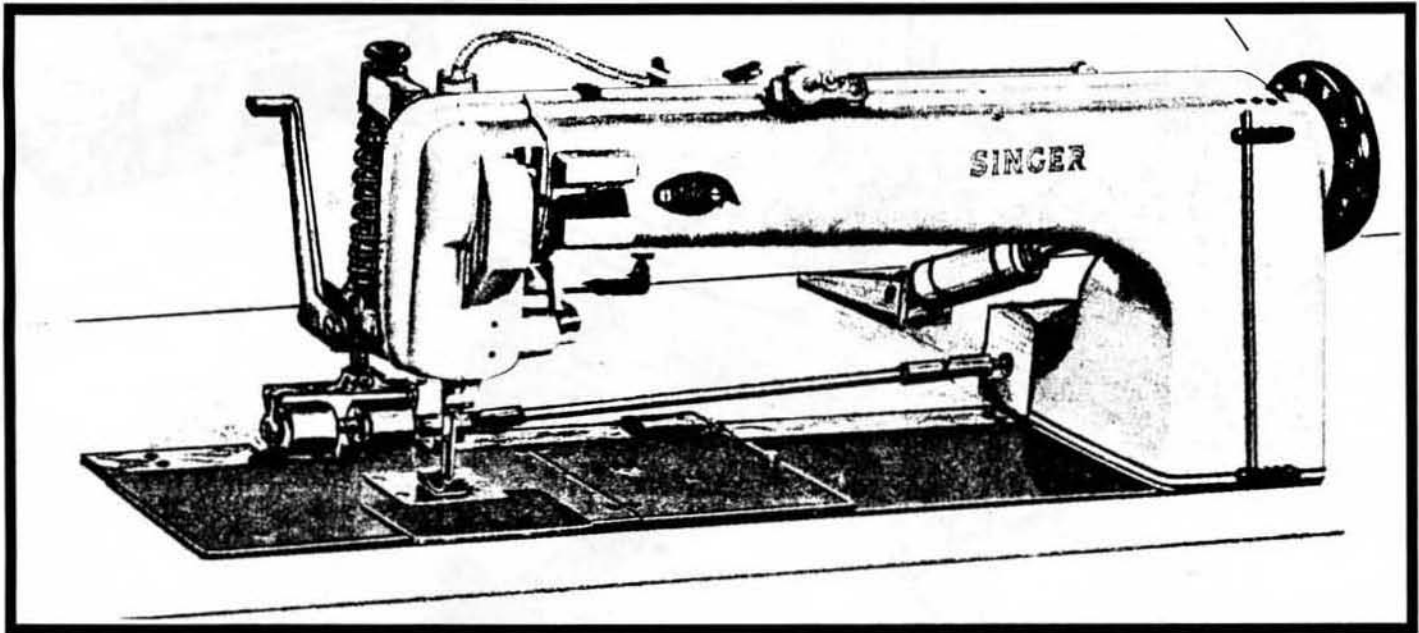
ALL RIGHTS RESERVED 1993

# 791B 320W LONG ARM TOP AND BOTTOM PULLER FEED

COMPOUND FEED : ALTERNATING FOOT  
HIGH SPEED SEAMING, BINDING, BANDING WELTING AND OTHER OPERATION  
ON AUTOMOTIVE UPHOLSTERY, TENTS, TARPAULINS, AND A VARIETY OF OTHER PRODUCTS,  
CONSISTENT EVEN PLIES.


FOOT AIR LIFT CAN BE SUPPLIED WITH  
THIS UNIT.

NEW LOW RPM HAND WHEEL  
320-501



## 791B-10 TILT BACK MECHANISM

HEAVY DUTY TILT BACK MECHANISM FOR LONG ARM  
MACHINE. FOR MAINTENANCE AND THREADING MACHINE.,  
REDUCES VIBRATION.



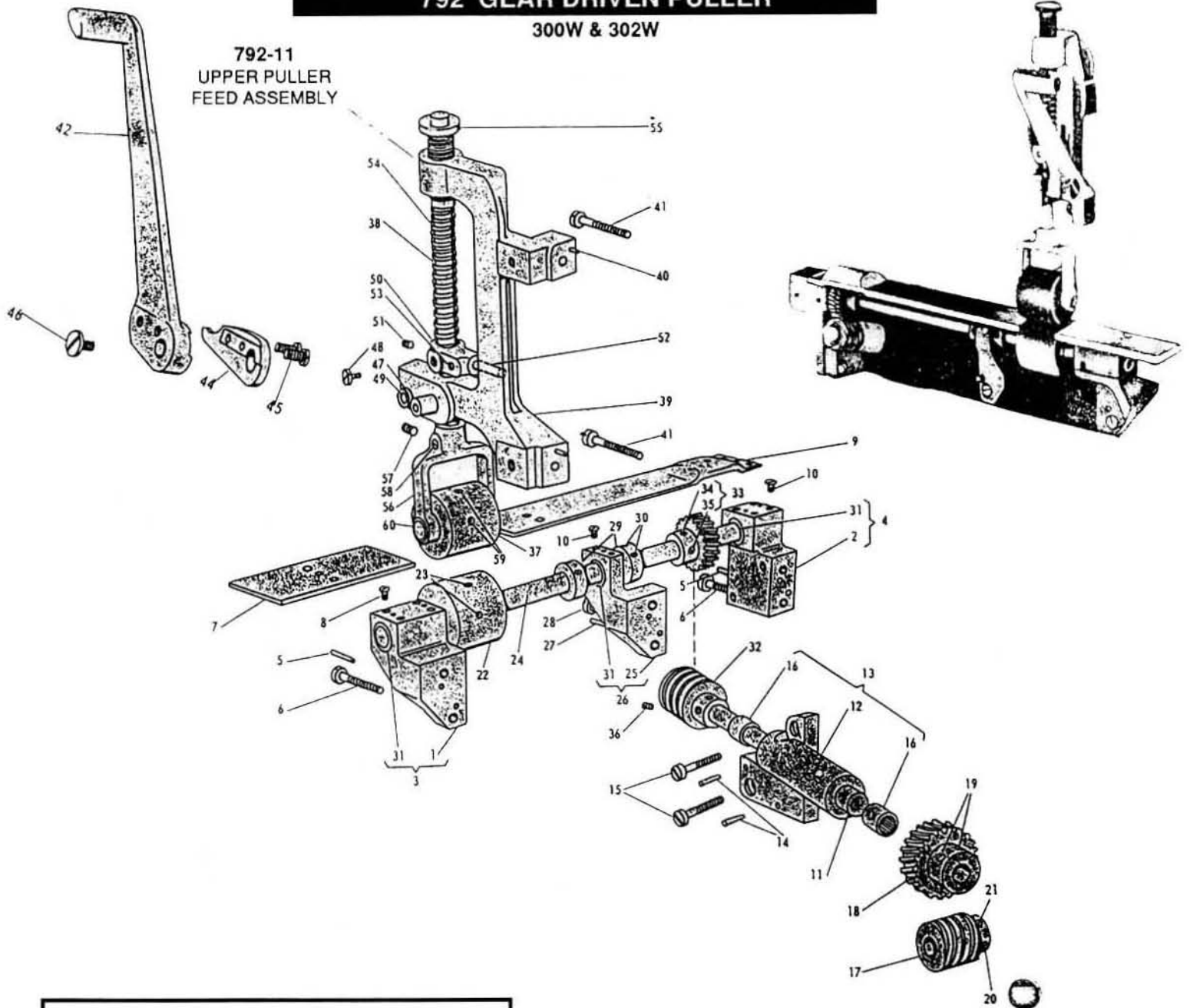
ALL RIGHTS RESERVED 1993

# 300W GEAR PULLER

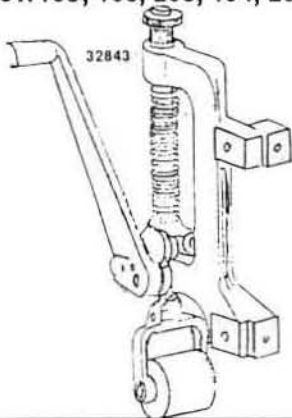
## 792 GEAR DRIVEN PULLER

300W & 302W

792-11  
UPPER PULLER  
FEED ASSEMBLY



15A - COMPLETE UPPER  
PULLER BAR ASSEMBLY FOR  
300W103; 105, 203, 194, 205, 405



STITCHES  
PER INCH

(32) STITCH WORM

(33) GEAR

4	269653	269654
4	269655	269656
6	269657	269658
7	269659	269660
8	269661	269662
9	269631	269632
10	269663	269664
11	269665	269666
12	269667	269668

ALL RIGHTS RESERVED 1993

# SUPPLEMENTARY PARTS ILLUSTRATION FOR 792 PULLER

CODE #	DESCRIPTION	CODE #	DESCRIPTION	CODE #	DESCRIPTION
1 268752	BED HINGE CONNECTION BRACKET (LEFT)	17 269624	PULLER FEED CROSS SHAFT WORM WITH 200382 (833) AND 201220(833)	131993	PULLER FEED ROLL (UPPER) WITH TWO 140279(830), FOR GAUGES 1-9/32 IN. TO 2"
2 269608	BED HINGE CONNECTION BRACKET (RIGHT)	18 269625	PULLER FEED CROSS SHAFT WORM GEAR WITH TWO 200362(803)	38 268428	PULLER FEED ROLL (UPPER) BAR
3 268452	BED HINGE CONNECTION BRACKET 268752 WITH 268425 (NEEDLE BEARING ON LEFT)	19 200362(803)	PULLER FEED CROSS SHAFT WORM GEAR SET SCREW (2)	39 268429	PULLER FEED ROLL (UPPER) BAR BRACKET WITH 268433
4 269609	BED HINGE CONNECTION BRACKET 269608 WITH 268425 (NEEDLE BEARING ON LEFT)	20 201220(833)	PULLER FEED CROSS SHAFT WORM POSITION SCREW	40 232007	PULLER FEED ROLL (UPPER) BAR BRACKET POSITION PIN (2)
5 232866	BED HINGE CONNECTION BRACKET POSITION PIN (4)	21 200382(833)	PULLER FEED CROSS SHAFT WORM SET SCREW	41 201308(805)	PULLER FEED ROLL (UPPER) BAR BRACKET SCREW (2)
6 200017 (803)	BED HINGE CONNECTION BRACKET SCREW (4)	22 131979	PULLER FEED ROLL (LOWER) AND TWO 140279(830), FOR GAUGES FROM 3/16" TO 1-1/4"	42 268430	PULLER FEED ROLL (UPPER) BAR LIFTER
- 268151(016)	NEEDLE HOLDER WITH TWO 50014 (830) (FOR 300W205)	23 140279(830)	PULLER FEED ROLL (LOWER) SET SCREW (2)	43 268431	PULLER FEED ROLL (UPPER) BAR LIFTER 268430 WITH 268432 AND TWO 200050 (8030)
- 268896(501)	NEEDLE HOLDER WITH THREE 50014(830) (FOR 300W305)	24 268465	PULLER FEED ROLL (LOWER) SHAFT	44 268432	PULLER FEED ROLL (UPPER) BAR LIFTER CAM PLATE
- 269191(501)	NEEDLE HOLDER WITH FOUR 50014 (830) (FOR 300W405)	25 268448	PULLER FEED ROLL (LOWER) SHAFT BRACKET	45 200050(803)	PULLER FEED ROLL (UPPER) BAR LIFTER CAM PLATE SCREW (2)
- 269234	PRESSER FOOT BRACKET WITH 350089(803) (FOR 300W405)	26 268449	PULLER FEED ROLL (LOWER) SHAFT BRACKET 268448 WITH 268425	46 201011 (819)	PULLER FEED ROLL (UPPER) BAR LIFTER CAP SCREW
- 271115	PRESSER FOOT BRACKET COVER PLATE (FOR 300W405)	27 232866	PULLER FEED ROLL (LOWER) SHAFT BRACKET POSITION PIN (2)	47 201892	PULLER FEED ROLL (UPPER) BAR LIFTER ROLLER
- 200583(819)	PRESSER FOOT BRACKET COVER PLATE SCREW (2) FOR 300W405	28 200017(803)	PULLER FEED ROLL (LOWER) SHAFT BRACKET SCREW (2)	48 200202(806)	PULLER FEED ROLL (UPPER) BAR LIFTER ROLLER SCREW STUD
- 350089(803)	PRESSER FOOT BRACKET PINCH SCREW FOR 300W405	29 268424	PULLER FEED ROLL (LOWER) SHAFT COLLAR WITH TWO 200378(803)(2)	49 268433	PULLER FEED ROLL (UPPER) BAR LIFTER STOP PIN
- 271116	PRESSER FOOT CONNECTION LEVER (FOR 300W405)	30 200378(803)	PULLER FEED ROLL (LOWER) SHAFT COLLAR SET SCREW (4)	50 268434	PULLER FEED ROLL (UPPER) BAR POSITION BRACKET WITH 268435 AND TWO 200362 (803)
- 350515	PRESSER FOOT CONNECTION LEVER HINGE SCREW (FOR 300W405)	31 268425	PULLER FEED ROLL (LOWER) SHAFT NEEDLE BEARING (3)	51 200362(803)	PULLER FEED ROLL (UPPER) BAR POSITION BRACKET SET SCREW
7 268407	PULLER FEED COVER PLATE (LEFT) FOR GAUGES FROM 3/16" TO 1-1/4"	32 269655	PULLER FEED ROLL (LOWER) SHAFT WORM WITH TWO 200382(833) (FOR 5 STITCHES PER INCH)	52 268435	PULLER FEED ROLL (UPPER) BAR POSITION BRACKET STUD
8 200571(804)	PULLER FEED COVER PLATE (RIGHT) SCREW (2)	33 269656	PULLER FEED ROLL (LOWER) SHAFT WORM GEAR WITH 200362(803) AND 201220(833) (FOR 5 STITCHES PER INCH)	53 200362(803)	PULLER FEED ROLL (UPPER) BAR POSITION BRACKET STUD SET SCREW
9 268464	PULLER FEED COVER PLATE (RIGHT) FOR GAUGES FROM 3/16" TO 1-1/4"	34 201220(833)	PULLER FEED ROLL (LOWER) SHAFT WORM GEAR POSITION SCREW	54 268435	PULLER FEED ROLL (UPPER) BAR SPRING
10 200571(804)	PULLER FEED COVER PLATE (RIGHT) SCREW (2)	35 200362(803)	PULLER FEED ROLL (LOWER) SHAFT WORM GEAR SET SCREW	55 350804(850)	PULLER FEED ROLL (UPPER) BAR SPRING ADJUSTING THUMB SCREW
11 269621	PULLER FEED CROSS SHAFT BRACKET	36 200382(833)	PULLER FEED ROLL (LOWER) SHAFT WORM SET SCREW (2)	56 268437	PULLER FEED ROLL (UPPER) BRACKET WITH 200354(803) AND 200382 (833), FOR GAUGES FROM 3/16 IN. TO 1-1/4"
12 269622	PULLER FEED CROSS SHAFT BRACKET 269622 WITH TWO 268425	37 131979	PULLER FEED ROLL (UPPER) AND TWO 140279 (830), FOR GAUGES FROM 3/16" TO 1-1/4" (FOR 300W105, 205, 305, 405)	268456	PULLER FEED ROLL (UPPER) BRACKET WITH 200354 (803) AND 200382 (833) FOR GAUGES 1-9/32" TO 2" (FOR 300W205, 305, 405)
13 269623	PULLER FEED CROSS SHAFT BRACKET POSITION PIN (2)				
14 232866	PULLER FEED CROSS SHAFT BRACKET POSITION PIN (2)				
15 200017(803)	PULLER FEED CROSS SHAFT BRACKET SCREW(2)				
16 268425	PULLER FEED CROSS SHAFT NEEDLE BEARING (2)				

CODE	#	DESCRIPTION	#	DESCRIPTION
57	200354(803)	PULLER FEED ROLL (UPPER) BRACKET POSITION SCREW	32843	PULLER FEED ROLL (UPPER) BRACKET COMPLETE, #S 131979, 200202(806), 201011(819), 201892, 268428, 268429, 268431, 268434, 268436, 268437
58	200382(833)	PULLER FEED ROLL (UPPER) BRACKET SET SCREW		
59	140279(830)	PULLER FEED ROLL (UPPER) SET SCREW (2)		
60	268438	PULLER FEED ROLL (UPPER) SHAFT, FOR GAUGES FROM 3/16" TO 1-1/4" (FOR 300W 105, 205, 305, 405)		
-	268457	PULLER FEED ROLL (UPPER) SHAFT, FOR GAUGES 1-9/32" TO 2" (FOR 300W205, 305, 405)	267930	PULLER FEED ROLL (UPPER) BRACKET COMPLETE, #S 131993, 200202(806), 201011(819), 201892, 268428, 268429, 268431, 268434, 268436, 268437, 268456, 268457, AND 350804(850), FOR GAUGES 1-9/32 TO 2" (FOR 300W205, 305, 405)

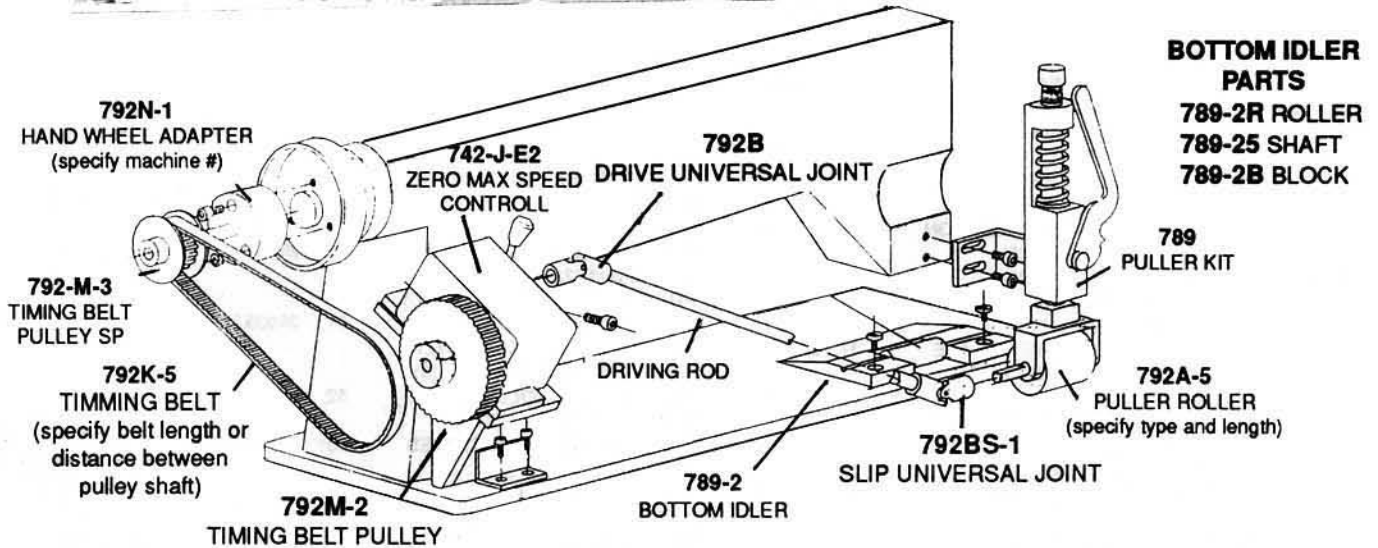

ALL RIGHTS RESERVED 1993






# 792A TOP PULLER FEED FOR PFAFF

CAN BE INSTALLED ON ANY PFAFF MACHINE. PULLER WILL OPERATE AT MAXIMUM RATE OF SPEED OF MACHINE. WILL NOT SLOW DOWN MACHINE.



# 792C TOP PULLER FEED FOR RIMOLDI




CAN BE INSTALLED ON ANY RIMOLDI MACHINE. PULLER WILL OPERATE AT MAXIMUM RATE OF SPEED OF MACHINE. WILL NOT SLOW DOWN MACHINE.

ALL RIGHTS RESERVED 1993


# 792DP PULLER ON FEED OFF ARM MACHINE

792DP	JUKI MS-191, MS-261
792DP1	TOYOTA L2512
	CONSEW 345-2, 3
792DP2	SINGER 231
	BROTHER



## 792-SP ANGLE PULLER BEHIND FOOT


FOR: DOUBLE NEEDLE LOCK STITCH MACHINES, ZIG ZAG MACHINES, PLAIN SEWER,  
300W CHAIN STITCH MACHINE AND U.S. MACHINE



*AIR OPERATED FOOT LIFT CAN BE ADAPTED TO PULLER.*

ALL RIGHTS RESERVED 1993


## 792G FOOT AND PULLER AIR LIFT FOR 300W & 302W



PNEUMATIC PULLER AND FOOT LIFT  
FOR ALL 300W & 300U MACHINE AND 302W & 302U.


AIR LIFTS ARE FOR VARIETY TYPES  
OF MODEL MACHINE.

## 792H AIR LIFT CLAMPS FOR SINGER 496U



AIR OPERATED QUICK STARTING AND  
CLAMP LIFT DEVICE FOR SINGER 469U  
CLASS MACHINE.



## 792I FOOT AIR LIFT FOR U.S. OVER LOCK MACHINE



AIR OPERATED AIR LIFT WITH TENSION RELEASE  
WITH SINGLE FUNCTION KNEE VALVE  
CAN BE ADAPTED TO ALL U.S. OVERLOCK MACHINE.

ALL RIGHTS RESERVED 1993

# 792-1-17121 ARCTIC - AIR NEEDLE COOLER



**KEEPS NEEDLE COOL  
PUTS THE FREEZE ON THREAD  
CLOGGED NEEDLE EYES**

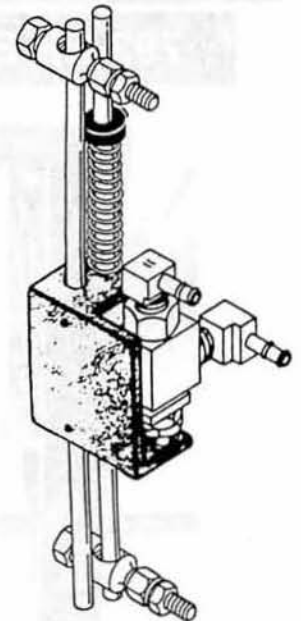
## DESCRIPTION

- Single Needle Drop Feed \_\_\_\_\_ 17121
- Single Needle with Walking Foot and Drop Feed Machines up to 1/4" Gauge \_\_\_\_\_ 17122
- Up to 6 Needle Multiple Needle Machines. \_\_\_\_\_ 17123

# 792-1-14453 3 WAY TREADLE ROD AIR SWITCH

## TOPS IN PERFORMANCE

The Amattco 3-Way Treadle Rod Air Switch does all the jobs of the 2-Way switches in one. It lets operators have air on while sewing, for things like needle cooling and vacuum for thread trimming - shut off air - then put it back again with heel action for using equipment like foot lifters and guillotine cutters. Part number 14453 illustrated.



## 793-FV


FOOT VALVE

AIR FOOT LIFT



## 793-SF

SINGLE FUNCTION



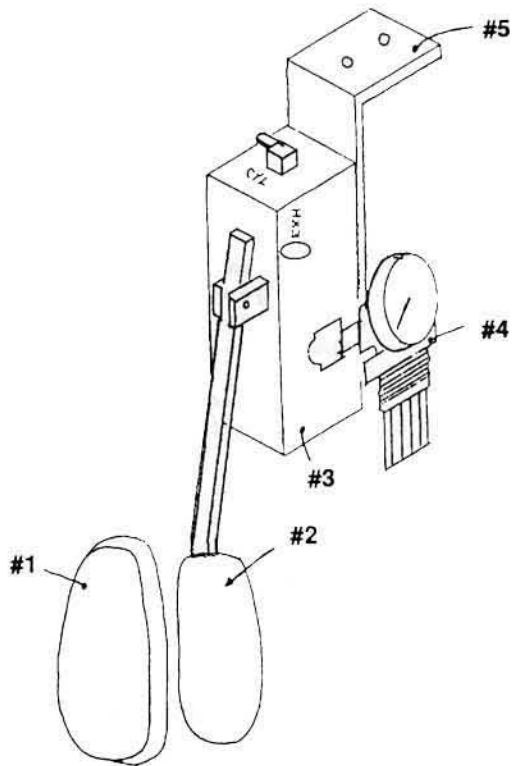
**SINGLE FUNCTION  
AIR KNEE SWITCH.  
FOR ALL TYPES  
OF MACHINES.**

ALL RIGHTS RESERVED 1993

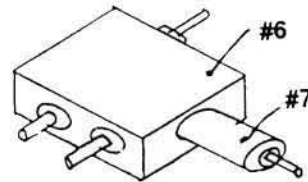


# 792AA DOUBLE ACTING KNEE SWITCH


ALLEN AIR ASSEMBLY (DOUBLE ACTING PULLER LIFT)



- #1 RUBBER KNEE PAD
- #2 BACKING PLATE
- #3 HV3-NC
- #4 R55 W/ GAUGE
- #5 ALLEN AIR BRACKET
- #6 MJV-4
- #7 MPA-3P



## 793-EP ERGO FOOT PADDLE FOR ALL TYPES OF MACHINES



### 793-EP (RM110)


- SHOWN HERE IS THE NEWLY DESIGNED REMOTE ERGO FOOT PEDAL FOR ALL CLUTCH MOTORS
- ONLY THE BRACKET ON THE MOTOR NEEDS TO BE CHANGED FOR DIFFERENT TYPES OF MOTORS.
- ANTI FATIGUE MAT IS AVAILABLE

*THIS PEDAL IS A MUST FOR STAND UP OPERATIONS. IT ALSO REDUCES FATIGUE, AND THAT AWKWARDNESS WHEN THE OPERATOR HAS TO SIT ON AN ANGLE TO THE MACHINE TABLE.*

793EP HEEL ACTION FOR FOOT LIFT

# TAC AIR OPERATED FOOT LIFTS


792BT FOR 212W BACK TACK




792I SINGER SERGER FOOT LIFT



792FL FOR 212 FOOT LIFT



792GF FOR 300W-302 FOOT LIFT



792GP 300W PULLER LIFT



# ACCESSORIES AND PULLER PARTS

## 792-J ZERO-MAX VARIABLE SPEED CONTROL




## 792-K DRIVE BELTING FOR PULLERS



### SIZES

100	10"	190	19"
110	11"	200	20"
120	12"	210	21"
130	13"	220	22"
140	14"	230	23"
150	15"	240	24"
160	16"	250	25"
170	17"	260	26"
180	18"	270	27"

## 792-L1 COUPLING SET FOR AVP'S EXCEPT AVP13



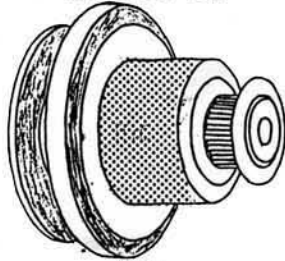
CCFP  
Coupling Complete

### ALSO AVAILABLE

RCFP-Rubber Coupling (Spider)  
CCP-3/8" Bore Coupling 3/8"  
CCP-1/2" Bore Coupling 1/2"

- E1 Output Shaft Rotation CCW - Input and Output Shafts on opposite sides (pictured)  
E2 Output Shaft Rotation CW - Input and Output Shafts on opposite sides (pictured)  
E41 Output Shaft Rotation CCW - Input and Output Shafts on same side  
E42 Output Shaft Rotation CW - Input and Output Shafts on same side  
Note: E Series - 12 In. Lbs. Torque Rating, 0-400 Speed Range with 1800 RPM input.

## 792-L2 HANDWHEEL WITH ADAPTOR




### AWG4

W & G "4" Series

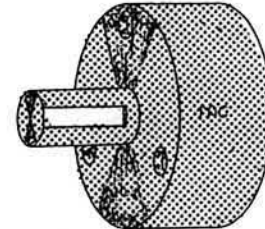
- AU For Union Special 39500  
AJ Juki 800 Series  
AJ2500 Juki 2400 & 2500 Series  
AB Brother 500 Series  
AB6 Brother 600 Series  
AMC Merrow  
AY Yamato

## 792-M-2 TIMING BELT PULLEY FOR ZERO MAX INPUT SHAFT (3/8 DIAMETER)



- LP Timing Belt Pulley 48 Teeth for Zero Max  
SP Timing Belt Pulley 16 Teeth for Adaptor

## 792-N-1 ADAPTOR HUB TYPE




### AVP-AWGE

W & G "E" Series, Also all other handwheels with a 7/8" Hub for Needle Positioners such as Rimoldi 726, 629 Juki LZ1280, 1286, 2400, 2500 all Durkops, Pfaff 100, 400, 1000, 5000, Singer 212U, 457G, 491G, 591 and others.

- AWGIV W & G "IV" Series  
-AM Merrow (Handwheel must be machined to accept this adaptor)  
-AMC Merrow (Consists of machined handwheel & adaptor)  
-AS Singer 246  
-AS4 Singer 460 Series  
-AS9 Singer 990 Series  
-AMS Adaptor stud (1/4-24 Thread) for Singer 111, 112, 211, 212, Con sew 224, 225 & Brother 2 Needle Machines.  
-AMS1 Adaptor stud (5/16-24 Threads) for Singer single needle machine, Con sew 175, 230, 275, 310, 325, 345, Etc.  
-AMS3 Adaptor stud (11/32-28 Threads) for Brother 714, 745, 755, 757, 781, 790, 792, 831, 832, 962 & most Mitsubishis.  
-AP Adaptor stud Pfaff, 430 460, 480, 5480 (M6 Thread)  
-AS8 Singer Adaptor for 800 Series

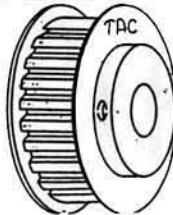
## 792-T BELT PULLEY DRIVE PULLEY FOR ZERO-MAX



### PFZM

(V-Belt) Pulley for Zero Max input Shaft (3/8" Diameter)

## 792M-3 TIMING BELT PULLEY



ADAPTOR PULLEY (1/2 SHAFT DIAMETER)

## 792-03 HANDWHEEL ADAPTOR FOR SYNCHRONIZER



## 792-02 ADAPTOR, STUD TYPE



- AR Rimoldi 27, 227, 29, 229  
-AR3 Rimoldi 327, 329, 527, 529  
-AUS Union Special  
-AS4 Singer 460 Series  
-AS9 Singer 990 Series  
-AMS1 Singer 241, 281, 291, 261, 331K, 491; Juki DDL Class, DLN-415, LH-512, 515, LUH; Brother B-763; Con sew 175, 230, 240, 275, 310, 325, 425.  
-AMS2 Singer 112, 212; Con sew 224, 225  
-AMS3 Brother 714, 715, 755, 757, 781, 790, 792, 831, 832, 962  
-AMS8 Con sew 226R, 255R, 327RB, 332R

ALL RIGHTS RESERVED 1993

# PULLEY WHEEL ADAPTERS

## 793 PULLEY WHEEL ADAPTERS

RECOMMENDED FOR USE ON 107W; 112W115; 131W;  
153W; 400W1; ETC. CLASS MACHINES




ATTACHED TO HUB ON SEWING MACHINE  
FLY WHEEL WHEN THIS CAN BE ADAPTED.

## 794 PULLEY WHEEL ADAPTERS WITH STUD


ATTACHES BY REPLACING BALANCE WHEEL SCREW ON SEWING  
MACHINE. USED WHEN THERE IS NO HUB ON WHEEL.

### PULLEY ADAPTOR STUD WITH PULLEY WHEEL

RECOMMENDED FOR USE ON 31 CL.;  
52 CL.; 5CL.;  
96 CL.; 241 CL.; 251 CL.; 281CL.; ETC.  
CLASS MACHINES.



RECOMMENDED FOR USE ON 111W,  
112W140, 143W, 240W, ETC.  
CLASS MACHINES.



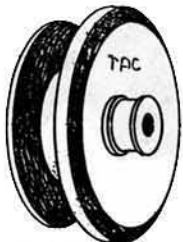
# DOUBLE GROOVE BALANCE WHEEL

(FOR USE WITH PULLERS)

## 795 U.S. BALANCE WHEELS

FOR UNION SPECIAL 39500 SERIES

795U.S. - 1



H12-39521H  
SYNCHRONIZED PULLEY  
WHEEL FOR NEEDLE  
POSITIONING

FOR UNION SPECIAL  
50000 SERIES

795US-2



52921 (51221C)

## 795C FOR SINGER 212W

FOR SINGER 212W

C  
267451




795US-3



52921DG (52421, 52921PG)

795US-4



51221CDG  
COMPLETE WITH BUILT-IN ADAPTER

## 795B FOR SINGER 451K, 457G, 600W

FOR SINGER  
451K; 457G; 600W


272227DG



ALL RIGHTS RESERVED 1993



# 796 PULLER FOR OVERLOCK




FOR: SINGER, UNION SPECIAL  
RIMOLDI, WILCOX & GIBBS, MERROW.

ON WILCOX & GIBBS AND  
MERROW MACHINES, PLEASE  
SEND IN BALANCE WHEEL  
FOR OUR PULLEY ADAPTOR.

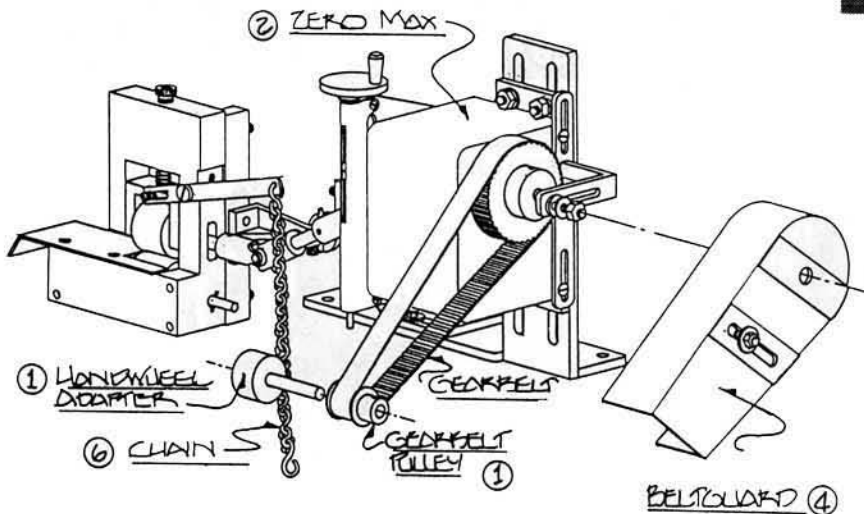
## 796-B SHORT ARM ZERO MAX PULLER

CAN BE ADAPTED TO  
ANY STYLE OVERLOCK MACHINE.

792L  
BALANCE WHEEL WITH  
BELT TIMING



INSTALLATION INSTRUCTIONS  
#796 OVERLOCK PULLER UNIT



1. Install handwheel adapter and gearbelt pulley on machine.
2. Align gearbelt pulley on Zero Max with gearbelt pulley on machine before bolting unit to table. (We recommend using either gearbelt or straight edge.)
3. Cut table to accomodate puller and bolt unit in place with gearbelt installed.
4. Install belt guard and tighten belt with idler in guard. (Idler should apply pressure to slack side of gearbelt during rotation.)
5. Adjust puller rollers to proper alignment with foot on machine. (To adjust height of rollers, use angle bracket only.)
6. Hook chain on foot lift pedal.
7. To open table on machine, align universal joints and turn puller block upward.



ALL RIGHTS RESERVED 1993

## 797 CLOSE COUPLED ZERO MAX PULLER

A. FOR SINGER 246 CLASS



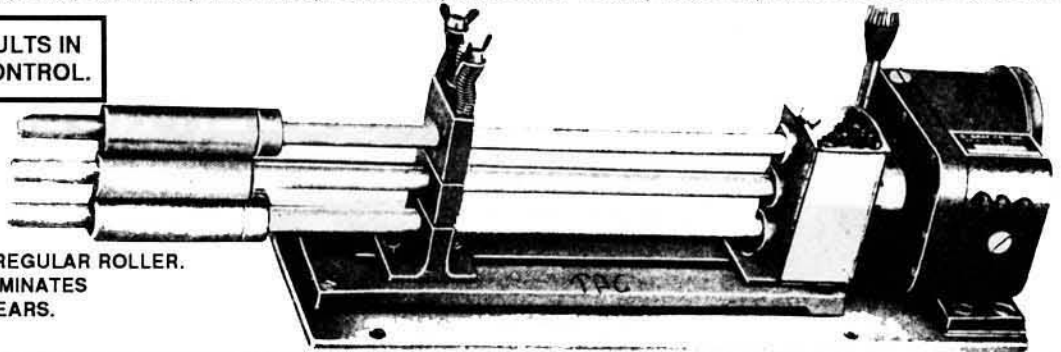
B. FOR RIMOLDI MACHINES



## 798 ZERO MAX SPAGHETTI PULLER

FOR: SINGER, CENTURIAN, U.S., JUKI, CONSEW, BROTHER, DURKOPP, KANSAI SPECIAL, RIMOLDI, WILCOX & GIBBS MACHINES

A TOUCH OF THE LEVER RESULTS IN  
PIN - POINT CO-ORDINATED CONTROL.



- EQUIPPED WITH 1 KNURLED AND 1 REGULAR ROLLER.
- BELT GUARD AND GEAR COVER ELIMINATES THREAD WRAPPING SHAFTS AND GEARS.

PULLER ROLLER LIFTER  
800-25



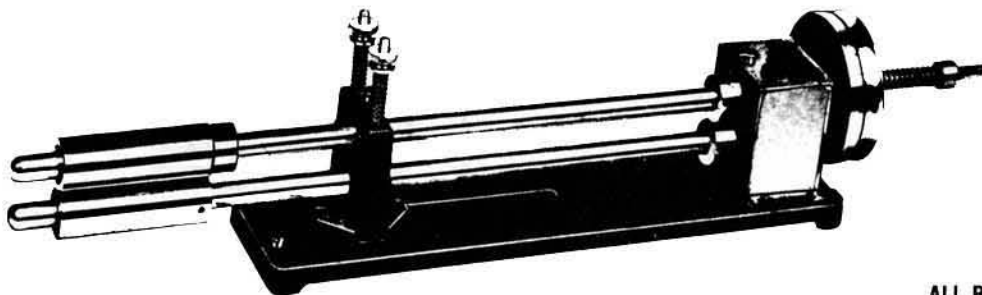
This unit can be added to any two-roller puller so that the top roller can be raised by either the handle or foot pedal (not supplied)

## 799 ZERO MAX PULLER

OVERLOCK SAFETY STITCH AND BLIND STITCH PULLER




## 800 PLAIN PULLER FEED




ALL RIGHTS RESERVED 1993

# COMPLETE LINE OF ROLLERS AVAILABLE


## 801 ROLLERS




A 3" RUBBER ROLLER  
B 6" RUBBER ROLLER



C 3" ADJUSTABLE COMPENSATING ROLLER 1/2" SHAFT



D 3" PLAIN ROLLER  
E 6" PLAIN ROLLER



F 3" KNURLED ROLLER  
G 6" KNURLED ROLLER

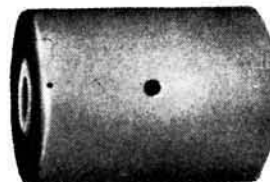
## 802-B 12" LONG RUBBER ROLLER




## 802 YOKE AND ROLLER FOR 300W




A  
PULLEY YOKE  
2" 5"  
3" 6"  
4" 7"



B  
RUBBER ROLLER  
1 1/2" 4"  
2" 5"  
3" 6"



C  
KNURLED ROLLER  
1 1/2" 4"  
2" 5"  
3 6"




D  
CORRUGATED ROLLER  
1 1/2" 4"  
2" 5"  
3" 6"

802B-12" ALUMINUM  
CORRUGATED ROLLER  
ALL RIGHTS RESERVED 1993

# BINDING CUTTER


## 803 BINDER CUTTER

SAVES TIME WASTED ON SCISSOR HANDLING.



- No more fumbling with material.
- Easily installed behind presser foot with 2 screws.
- Material will pass freely and easily into the binding cutter knife.
- Simply press lever of binder cutter and clean cut is made quickly.
- Can be used for places other than sewing machines whenever a fast efficient cutting-off job is required.

## 804 EXTRA LARGE BINDER CUTTER




## 804 U.S. HEAVY DUTY CUTTER



FOR ALL TYPES OF MACHINES

804US-1 2" TOP BLADE

804US-3 3" TOP BLADE



804US-2 2" BOTTOM BLADE

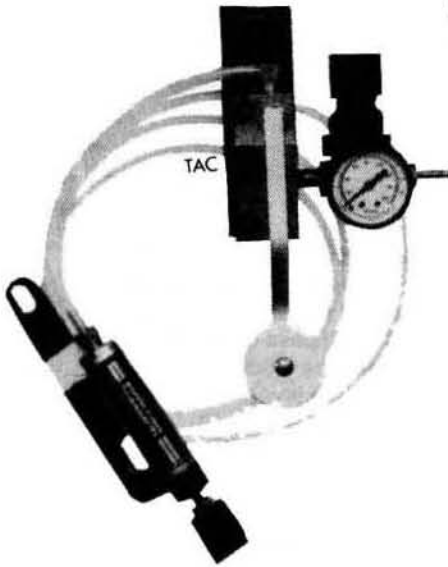
804US-4 4" BOTTOM BLADE



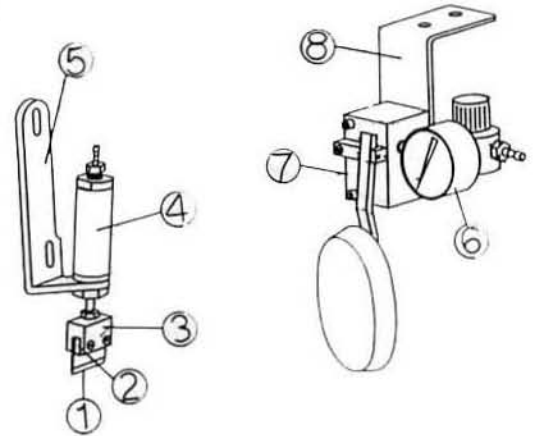


# 805 AIR IMPACT CUTTER

Cuts thread with low air pressure (40PSI).  
Cuts binding and tape with higher pressure.  
Impact cutter with knee switch and blade.

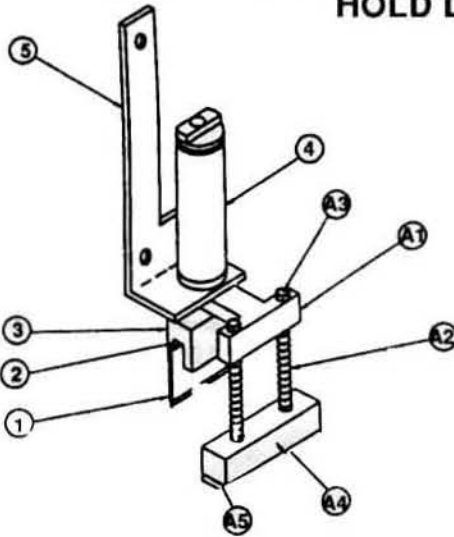


- 1 BLADE (STATE WIDTH)
- 2 CUSHION
- 3 BLADE HOLDER
- 4 CYLINDER
- 5 CYLINDER BRACKET
- 6 REGULATORS
- 7 ALLEN AIR
- 8 ALLEN AIR BRACKET
- 9 STRICKER



# 805-A HOLD DOWN CHAIN CUTTER

HOLD DOWN AND CHAIN CUTTER UNIT



- 1) BLADE (STATE WIDTH)
- 2) CUSHION
- 3) BLADE HOLDER
- 4) CYLINDER
- 5) CYLINDER BRACKET
- A1) CLAMP BODY
- A2) SPRING
- A3) SCREW
- A4) PAD BLOCK
- A5) PAD



## 805-A

TAC'S ALL NEW HOLD DOWN AND CHAIN CUTTER UNIT. THIS AIR OPERATED UNIT HOLDS DOWN YOUR CHAIN AND CUTS THE THREAD ALL IN ONE OPERATION.

EASY OPERATION AND INSTALLATION. THE MAKE AND MODEL OF MACHINE IS NEEDED WHEN ORDERING.

805-B - 5/8"



STRIKERBLADE 805E - 1-1/4"

805-D - 1"



805-F - 2"



805-C - 3/4"



805-H - 1-1/2"




805-G - 2"



ALL RIGHTS RESERVED 1993

# 806A-300W OVER HEAD AIR OPERATED CUTTER


OVER HEAD WELT CUTTER FOR  
300W CAN BE INSTALLED ON  
MOST MACHINES.



## 806B-AIR SCISSOR ACTION CUTTER WITH CUTTER GUARD

SCISSOR TYPE AIR CUTTER IS AN  
EXCELLENT CUTTER USED FOR  
BINDING WAISTBANDS, BINDINGS,  
PIPINGS.

AVAILABLE IN SIZES 2" OR 3" CUT.  
THE AIR OPERATED BLADE GUARD  
IS THE STURDIEST CUTTER ON  
THE MARKET TODAY.




806HD HEAVY DUTY TOP BLADE  
806HD-1 HEAVY DUTY BOTTOM BLADE

806B-1 2" TOP BLADE



806B-3 3" TOP BLADE



806B-2 2" BOTTOM BLADE




806B-4 4" BOTTOM BLADE

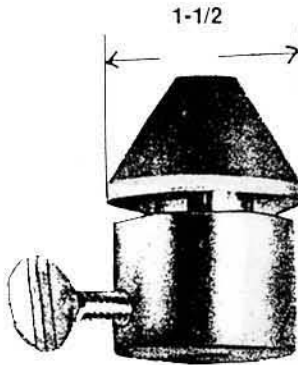


# CONE BEARINGS

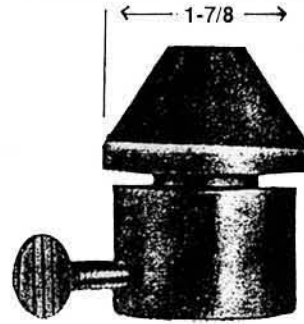
## 807 CONE BEARINGS



**CB1**  
BALL BEARING CONE  
WITH LONG TAPER. FOR  
LACE AND ELASTIC  
SPOOLS 3/8" BORE.



**CB2**  
BALL BEARING CONE.  
STUBBY 3/8" BORE.  
1-1/2" OUTSIDE DIAMETER



**CB3**  
BALL BEARING CONE. 1/2" BORE.  
1-7/8" OUTSIDE DIAMETER.

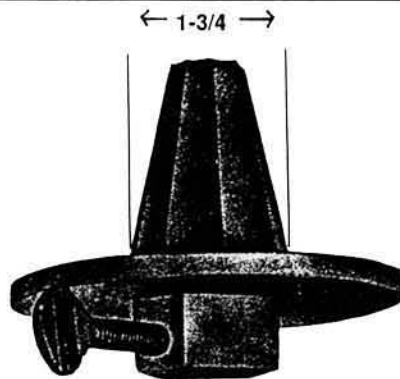


**CB5**  
HEAVY DUTY CONE BEARING  
2-1/2" OUTSIDE DIAMETER

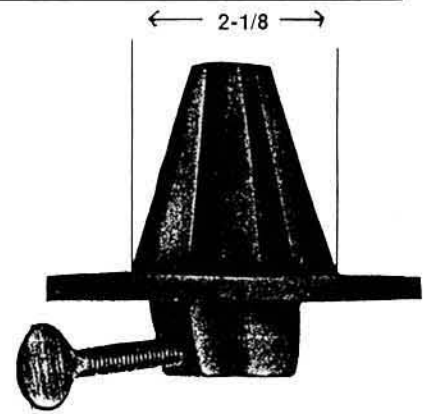
CB5 3/8 3/8" BORE	CB5 1/2 1/2 BORE	CB5 5/8 5/8 BORE
----------------------	---------------------	---------------------



**CB-6**  
HEAVY DUTY CONE BEARING  
3-1/2" OUTSIDE DIAMETER.




**RB-7**  
RIBBED CONE 1/2" OR 5/8" BORE



**RB-8**  
RIBBED CONE 1/2" OR 5/8" BORE

### 807-20-21 CONE BALL BEARING



807-20 CONE

807-21

1/2 ID BALL BEARING

### 807-22 BALL BEARING BINDING REEL WITH 10" DISK



### 807-23 RIBBED CONE BINDING REEL



ALL RIGHTS RESERVED 1993

### 808 SWING EDGE GUIDE



FOR 111W AND 211W  
FOR 112W AND 212W

### 808F SWING ROLLER GUIDE

FOR 211G AND 111W CLASS MACHINES




Keeps even margin while material is  
being stitched on swing out bracket

### 808-4114 EDGE GUIDE SERGING MACHINE



### 809A THREAD WIPER



### 810A AIR COOLER US 5300



### 810B COLLAR CLOSING GUIDE



### 811 SEAMING WORK GLOVES ON 300W 103 & 101

SEAMING THE FINGERS OF LEATHER PALM WORK GLOVES. THE CONSTRUCTION OF THESE FITTINGS FACILITATES FEEDING THE MATERIAL INTO THE MACHINE AND ENABLES THE OPERATOR TO SEW SHARP CORNERS.

811-7

SWING BASE BRACKET ONLY



811-6

VIBRATING PRESSER FOOT



811-2 FEED DOG



811-5

LIFTING PRESSER FOOT



811-4 ROLLER GUIDE PLATE MOUNTED




811-1 THROAT PLATE


### 812 3 CORNER GAUGE



### 813 SWING GAUGE



### 814 T GAUGE



ALL RIGHTS RESERVED 1993



## 814A HEAVY DUTY ROLLER GUIDE

HEAVY DUTY ROLLER  
EDGE GUIDE, FOR ALL  
TYPES OF SEWING MACHINES.

814B-3  
SHOULDER SCREW

814B-2  
ROLLER

814A-4  
SPRING

814B-5  
SHOULDER SCREW

814A-7  
ROLLER & ARM  
ONLY

814A-6  
HANDLE



## 814B SPRING ROLLER GUIDE

SPRING ROLLER  
EDGE GUIDE, FOR  
ALL TYPES OF  
SEWING MACHINES.

814B-3  
SHOULDER SCREW

814B-2  
ROLLER

814B-4  
SPRING

814B-5  
SHOULDER SCREW

814B-6  
HANDLE



## 814C ROLLER GUIDE ON SWING ARM

SWING ROLLER GUIDE,  
FOR 111W211W & CONSEW,  
ADLER, BROTHER, JUKI.

814C  
ROLLER GUIDE

814B-2  
ROLLER

814B-3  
SHOULDER SCREW

814B-4  
SPRING

814C-6  
HANDLE

814C-1  
SWING ARM




## 814D FLIP UP ROLLER EDGE GUIDE

FOR 111W, 211W 153; 112W & 212W,  
PFAFF, CONSEW, JUKI, 300W



## 814BK STRIPE GUIDE WITH ROLLER GUIDE

LEATHER STRIPE GUIDE  
WITH ROLLER EDGE GUIDE  
FOR 111W155 FOR GLOVES,  
SHOES, JACKETS.




# TRIMMING ATTACHMENT FOR MULTIPLE NEEDLE MACHINE

## 815 TRIMMING ATTACHMENT

MADE IN ALL SIZES AND CAPACITIES.

815-1  
MULTIPLE NEEDLE HINGE FOOT

54420-12-12 HINGE FOOT  
54420-9-16 HINGE FOOT

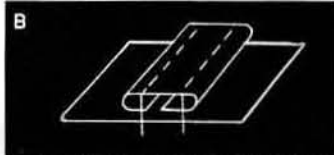


Any combination of strapping, ric rac, lace, braid, etc. can be used.

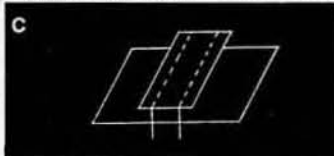
FOOT BRACKETS FOR ALL TYPES OF MACHINES ARE AVAILABLE. SEND US YOUR FOOT FOR PROPER INSTALLATION.



DOUBLE TRIMMING FOLDER



SINGLE TRIMMING FOLDER



BRAID OR RIC RAC AND LACE TRIMMING FOLDER

## MULTIPLE NEEDLE PRESSER FEET

FOR: 52 CLASS, PRAZAK, IMPERIAL, NYSMAC MACHINES.

815-1

815-15



1/4" GAUGE - 10 NEEDLE




30383 1/4 PLAIN FOOT 1/4" GAUGE, 10 NEEDLE

31332 1/4 SHIRRING FOOT 1/4" GAUGE, 10 NEEDLE

816

817



1/8" GAUGE - 12 NEEDLE




30391 1/8 PLAIN FOOT 1/8" GAUGE, 12 NEEDLE


31384 1/8 SHIRRING FOOT 1/8" GAUGE, 12 NEEDLE

818

819



3/16" GAUGE - 12 NEEDLE



30391 3/16 PLAIN FOOT 3/16" GAUGE, 12 NEEDLE

31384 3/16 SHIRRING FOOT 3/16" GAUGE, 12 NEEDLE

820

821


822



SM3-12 NEEDLE 3/16 GAUGE  
SMOCKING FOOT FOR FLAT GOODS



SM3-S12 NEEDLE 3/16 SMOCKING FOOT  
FOR SHIRRED GOODS




31384-3/16S SOLID SHIRRING FOOT  
BOTTOM DOES NOT MOVE

**825 ADJUSTABLE TAPE GUIDE ON SWING UP BRACKET**

ADJUSTABLE TAPE GUIDE FROM 1-8" FOR ALL TYPES OF MACHINES

- 300W — 685-10
- 212W — 684-10
- US — 683-10

SWING UP BRACKET




**825TG TUBE GUIDE ON SWITCH BRACKET**

FOR 112; 212W, CONSEW, JUKI  
CLOSED TUBE GUIDE MADE IN ALL SIZES


- 300W — 685-10
- 212W — 684-10
- US — 683-10

SWING UP BRACKET

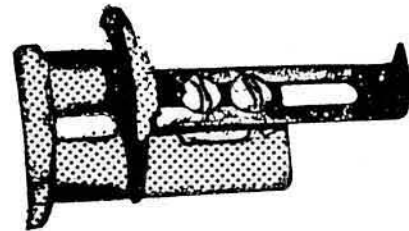


**826-L LABEL FOOT**

LABELS CAN BE SEWN ON WHILE HEMMING

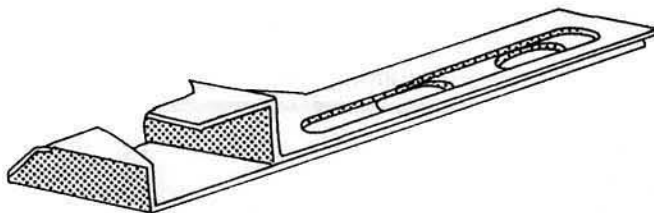


**827 ADJ. HEMMING GUIDE OPEN TYPE**



USED ON U.S. 31-900, FOR HEMMING SWIM SUIT.

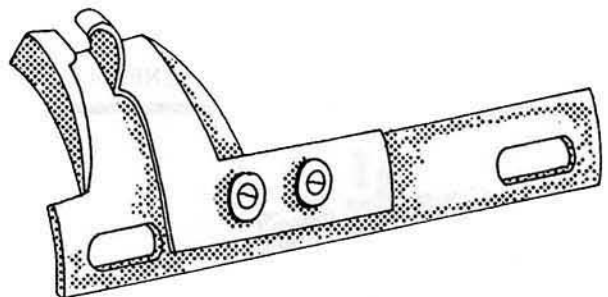
**828-10 ADJ. HEMMING GUIDE**



FOR U.S. 33-500 - 700 IDEAL FOR BOTTOM HEMMING ON KNIT FABRIC  
828-11K KANSAI M-1001A

**828-11 ADJ. HEMMING GUIDE**


FOR U.S. 33-500-700, KANSAI M SERIES  
3 NEEDLE BOTTOM HEMMING ATTACHMENT



ALL RIGHTS RESERVED 1993

# ADJUSTABLE RIC-RAC GUIDE

## 831-A ADJ. RIC RAC GUIDE



831A-1  
THROAT PLATE




831A-2  
FEED DOG


- Adjustable to 3/8"
- Used with either a raw edge or clean finish hemmer.
- For any plain Singer machine.

# RIC-RAC GUIDE

## 831-B RIC-RAC GUIDE



831B-1  
THROAT PLATE



831B-2  
FEED DOG


**MADE FOR ALL SIZE RIC RAC**

Accurately grooved Needle Plate provides complete control of Ric - Rac until it is stitched.

# LACE RUNNERS

## 832-A ADJUSTABLE TUBE

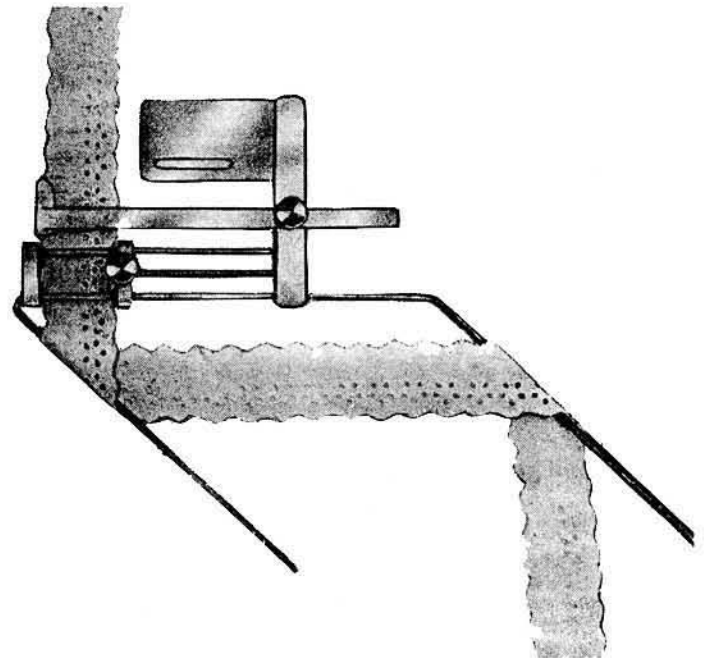
TO SEW LACE, RIBBON, RIC-RAC, BRAID OR TRIMMING FROM 1/8" TO 1-3/4" WIDTHS EVENLY FROM CENTER TO EITHER EDGE ON TO GARMENT.



STATE MAKE AND MODEL OF MACHINE AND ENCLOSE SAMPLES AND MATERIAL WHEN ORDERING.

## 832-B ADJUSTABLE LACE RUNNER

GENERALLY USED WITH A FOOT HEMMER ON PATCH FOOT OR COMBINATION SHIRTING FOOT.




Lace or trimming up to 3" wide is automatically guided from the work box without handling.

1993

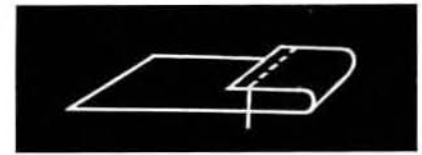


## 832C ADJUSTABLE UP FELLER

PLAIN SEWER AND NEEDLE FEED MACHINES.



832C-1  
HINGE PRESSER FOOT

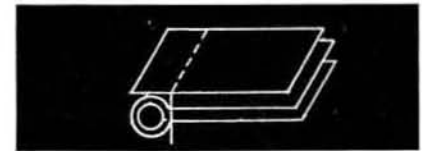



USE WITH HEAVY VINYL, LEATHER.

WHEN ORDERING, STATE MAKE AND STYLE NUMBER OF MACHINE. ENCLOSE SAMPLES OF MATERIAL.

## 832D ADJUSTABLE WELT GUIDE

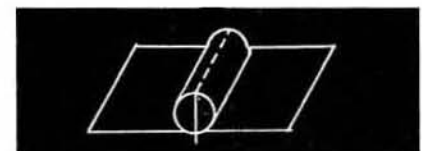

ADJUSTABLE WELT GUIDE FOR SAILS



WHEN ORDERING, STATE MAKE AND STYLE NUMBER OF MACHINE. ENCLOSE SAMPLES AND MATERIAL.

## 832E ADJUSTABLE TAPE AND CORD GUIDE

FOR: SINGER, CENTURIAN, U.S., JUKI, CONSEW, PFAFF, BROTHER, ADLER, DURKOPP, NECHI MACHINES.

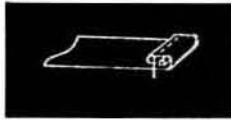



CENTER STITCHING CORD TO TAPE FOR SAILS

WHEN ORDERING, STATE MAKE AND STYLE NUMBER OF MACHINE. ENCLOSE SAMPLES AND MATERIAL.

ALL RIGHTS RESERVED 1993

### 832F CORDING HEMMER ON FOOT



A NYLON CORD, OR OTHER FILLER, IS SEWN IN WHILE HEMMING.

A ZIG ZAG MACHINE IS RECOMMENDED.

TO ORDER, ADVISE MACHINE MAKE/STYLE, AND WIDTH OF HEM WANTED.

SEND SAMPLE MATERIALS, AND FILLERS.

### 832L ELASTIC FOOT FOR OVERLOCK MACHINE


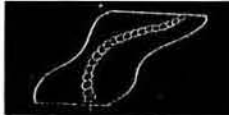


USED TO STRETCH AND SEW TO EDGE OF GARMENT.

WHEN ORDERING, ADVISE SIZE OF ELASTIC AND MACHINE STYLE.

### 832G SEQUINS FOOT

WHEN ORDERING, BE SURE TO SEND SAMPLE SEQUINS, AND ADVISE MACHINE MAKE/MODEL TO BE USED.



THIS FOOT IS USED TO SEW SEQUINS TO YOUR GARMENT.

USUALLY USED ON ZIG-ZAG MACHINES AS SINGER 143, AND EQUIVALENT MACHINES.

PLEASE NOTE THAT IT TAKES A SEPERATE FOOT FOR EACH STYLE OF SEQUIN, FLAT OR CUPPED.

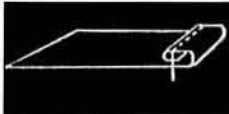
### 832H SNAP TAPE FOOT

FOR 112 AND 212W CONSEW, JUKI: PFAFF; BROTHER.



### 8321 HANDKERCHIEF HEMMING FOOT

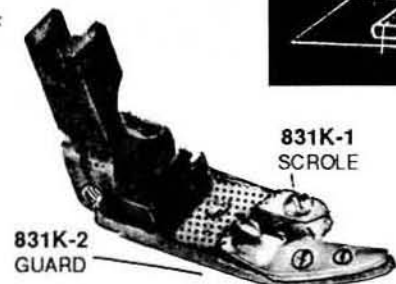
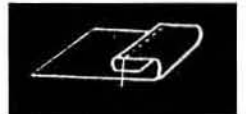
FOR PLAIN SEWER



### 831-K HANDKERCHIEF HEMMER ON SWIVEL FOOT

FOR PLAIN SEWER

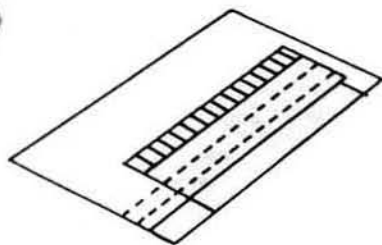
HANDKERCHIEF AND FLAG HEMMING



### 832J-1 51500ZS-51420ZS

FLY ZIPPER SEWING PRESSER FOOT FOR U.S.


832J-1



### 832-J 51500ZSR-51420ZSR

FLY ZIPPER SEWING PRESSER FOOT FOR U.S.

832-J



51430D SHANK

ALL RIGHTS RESERVED 1993

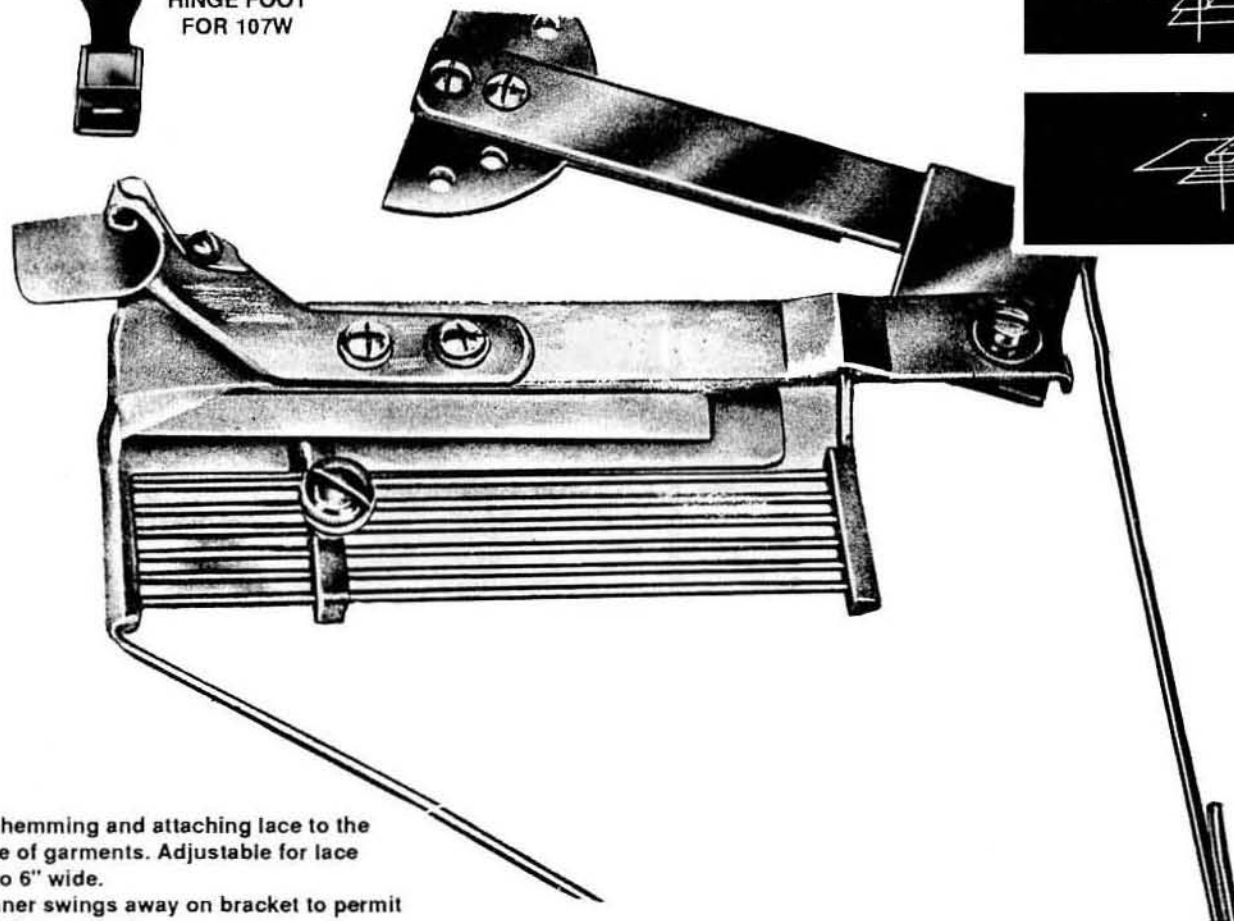
# CLEAN FINISH LACE RUNNER

FOR: SINGER, BERENI, PFAFF, JUKI, BROTHER, CONSEW, YAMATO ZIG ZAG MACHINE.

## 833 HEMMER WITH LACE RUNNER



833-1  
HINGE FOOT  
FOR 107W



833-2  
HINGE FOOT  
PLAIN SEWER

For hemming and attaching lace to the edge of garments. Adjustable for lace up to 6" wide. Runner swings away on bracket to permit finishing operations.

## SINGER HEMMING FEET



120803  
HEMMING  
1/8" GAUGE

- 120804  
5/32" GAUGE.
- 120805  
3/16" GAUGE
- 120806  
1/4" GAUGE
- 120807  
5/16" GAUGE

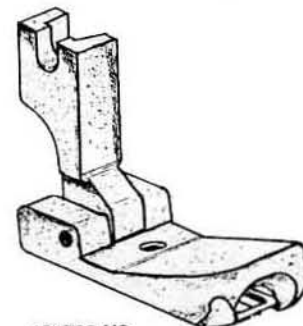


120938  
HEMMING  
3/32" GAUGE ONLY.



161782-002  
SPRING HINGED  
FOR HEMMING  
3/16" GAUGE.

161782-001  
5/32" GAUGE.

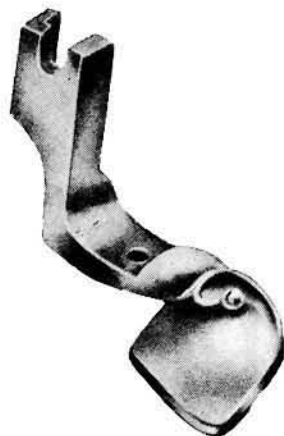


161782-NS  
NEW STYLE FLAIR  
BACK SHIRT TAIL  
HEMMER SIZE 3/16" - 1/4"

# HEMMER FEET (DOUBLE FOLD)

FOR: 31, 44, 95, 195K, 196K, 241, 245, 251, 281, 331K, 366K, 400W, 451K, 600W, 1300 CL. MACHINES.

840



BALL

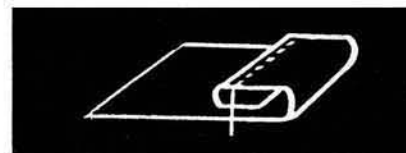
GAUGE SIZE: 1/32" .....  
 GAUGE SIZE: 1/16" .....  
 GAUGE SIZE: 1/8" .....  
 GAUGE SIZE: 3/16" .....  
 GAUGE SIZE: 1/4" .....

842



WIRE

GAUGE SIZE: 1/32" .....  
 GAUGE SIZE: 1/16" .....  
 GAUGE SIZE: 3/32" .....  
 GAUGE SIZE: 1/8" .....  
 GAUGE SIZE: 3/16" .....  
 GAUGE SIZE: 1/4" .....



844

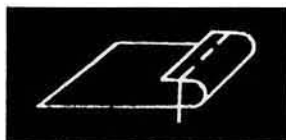
SPRING WITH SEAM  
 OPENING SPRING

GAUGE SIZE: 1/32" .....  
 GAUGE SIZE: 1/16" .....  
 GAUGE SIZE: 1/8" .....  
 GAUGE SIZE: 3/16" .....  
 GAUGE SIZE: 1/4" .....



# SINGLE FOLD HEMMER FEET

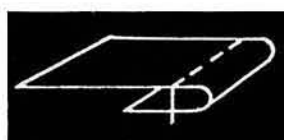
846



1/4 UPTURN  
 3/16 UPTURN



848

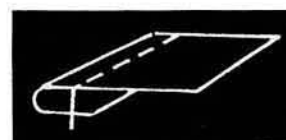


1/4 DOWNTURN  
 3/16 DOWNTURN



1/4" SINGLE FOLD HEMMER FEET  
 (SPECIFY WHEN ORDERING)

850



1/4 REVERSE DOWNTURN  
 3/16 REVERSE DOWNTURN



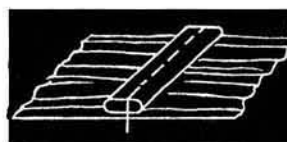
852

ELASTIC SHIRTING FOOT



AVAILABLE FOR ANY  
 ZIG ZAG OR  
 DOUBLE NEEDLE MACHINE

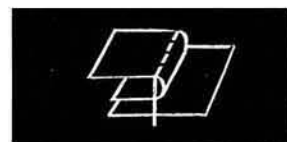
STATE MAKE AND MODEL OF MACHINE



AVAILABLE IN SIZES:  
 1/8", 3/16", 1/4", 3/8", 1/2"

SPECIFY SIZE WHEN ORDERING.

854



TOP STITCH JOINER FOOT



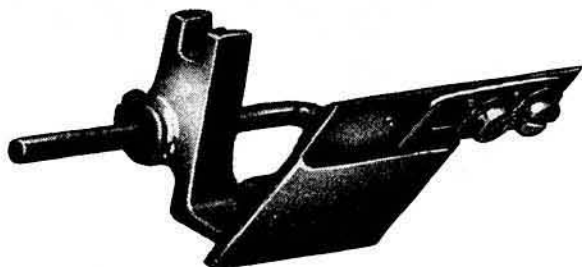
Single down turn fold on one ply and is top  
 stitched and joined to another ply in one operation.

3/16 GAUGE SIZE: 3/16"  
 1/4 GAUGE SIZE: 1/4"



856


DELUXE ADJUSTABLE TAPE FOOT



Designed for accuracy and uniformity. Has an adjustable guide for running ribbons, bindings, etc. Adjustable to any width up to 1". Stitch can be regulated to any position on binding.

858


ADJUSTABLE TUBE FOOT



COMPLETE WITH 2 SHELLS. ADJUSTABLE IN WIDTH (1/8" TO 1" AND 1" TO 2") AND STITCH LOCATION AT NO EXTRA COST.

860

1/2" SEAM BINDING FOOT



WITH GUIDE


A. 1/4" CENTER, RIGHT OR LEFT HINGED TUBE FEET



862

- Center 1/4" .....
- Center, Teflon Base, 1/4"
- Right 1/4" .....
- Right, Teflon Base, 1/4"
- Left 1/4" .....
- Left, Teflon Base, 1/4"
- Center 1/2" .....
- Center, Teflon Base, 1/2"
- Right 1/2" .....
- Right, Teflon Base, 1/2"
- Left 1/2" .....

B. 1/2" CENTER, RIGHT OR LEFT



864

HINGED EDGE CUTTER TUBE FEET



- HINGED EDGE CUTTER FOOT 1/8" WITH 3/16" TUBE
  - HINGED EDGE CUTTER FOOT 1/8" WITH 1/4" TUBE
  - HINGED EDGE CUTTER FOOT 1/8" WITH 3/8" TUBE
  - HINGED EDGE CUTTER FOOT 1/8" WITH 1/2" TUBE
  - HINGED EDGE CUTTER FOOT 1/8" WITH 5/8" TUBE
  - HINGED EDGE CUTTER FOOT 1/8" WITH 3/4" TUBE
  - HINGED EDGE CUTTER FOOT 3/16" WITH 3/16" TUBE
  - HINGED EDGE CUTTER FOOT 3/16" WITH 1/4" TUBE
  - HINGED EDGE CUTTER FOOT 3/16" WITH 3/8" TUBE
  - HINGED EDGE CUTTER FOOT 3/16" WITH 1/2" TUBE
  - HINGED EDGE CUTTER FOOT 3/16" WITH 5/8" TUBE
  - HINGED EDGE CUTTER FOOT 3/16" WITH 3/4" TUBE
  - HINGED EDGE CUTTER FOOT 1/4" WITH 3/16" TUBE
  - HINGED EDGE CUTTER FOOT 1/4" WITH 1/4" TUBE
  - HINGED EDGE CUTTER FOOT 1/4" WITH 3/8" TUBE
  - HINGED EDGE CUTTER FOOT 1/4" WITH 1/2" TUBE
  - HINGED EDGE CUTTER FOOT 1/4" WITH 5/8" TUBE
  - HINGED EDGE CUTTER FOOT 1/4" WITH 3/4" TUBE
- SPECIFY SIZE OF FOOT AND SIZE OF TUBE

865

EDGE CUTTER RIBBON FOOT

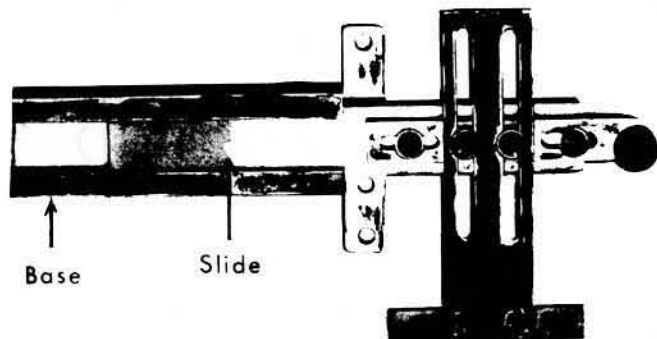


These feet are made for Singer edge cutting machines. The object of this attachment is to trim the material and not the ribbon, so that the garment can be fed into a single turn hemmer and when finished will not show any raw edges under the ribbon. Use mainly for dress bottoms.

QUICK CHANGE HEMMER SLIDE

867

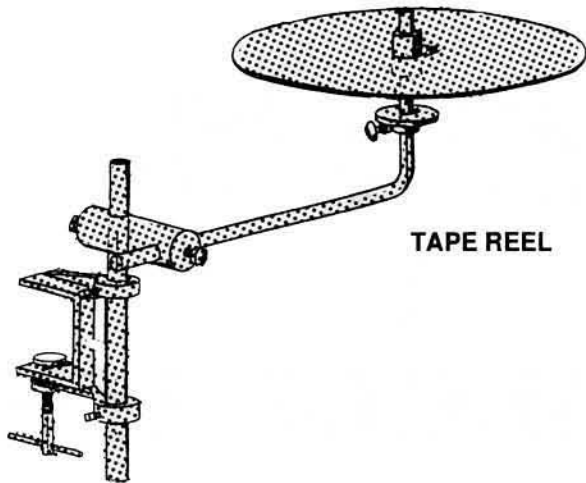
FOR METROPOLITAN MACHINES



Specially designed slide-out bracket was made for the curtain and drapery trade where various size hems have to be run consecutively. By having the various size hemmers mounted on center slides, all the operator has to do is pull out the hemmer and push the new size hemmer in. No further adjustments are necessary.


ALL RIGHTS RESERVED 1993

## 868 BINDING STAND CLAMP ON



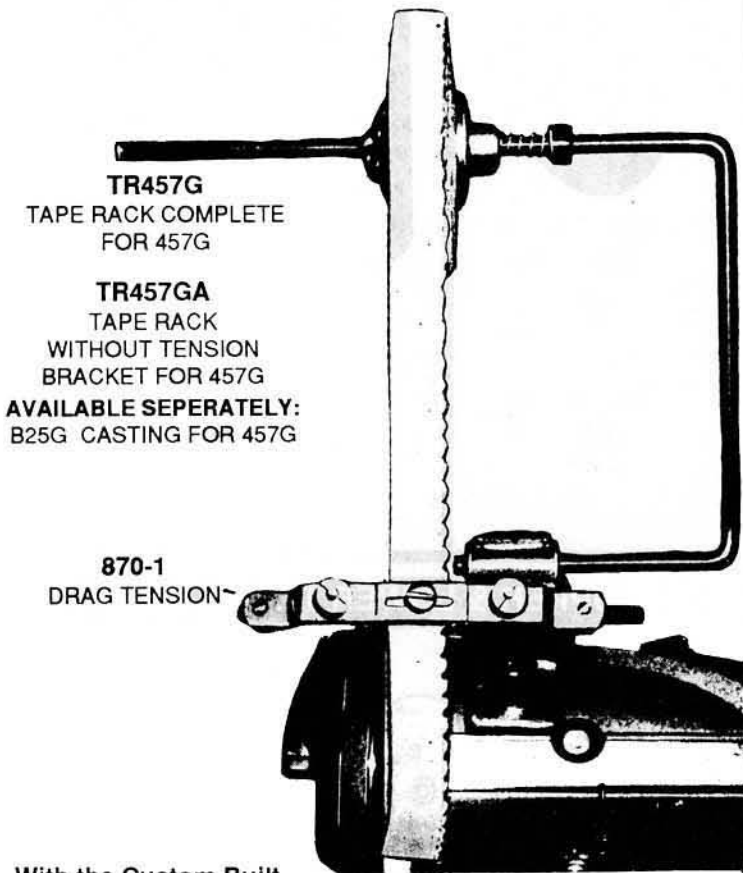
TAPE REEL

## 869 TABLE TOP BINDING REEL



## 870 SPOOL TAPE AND ELASTIC HOLDER

FOR 457G ZIG ZAG MACHINES



TR457G

TAPE RACK COMPLETE  
FOR 457G

TR457GA

TAPE RACK  
WITHOUT TENSION  
BRACKET FOR 457G

AVAILABLE SEPERATELY:  
B25G CASTING FOR 457G

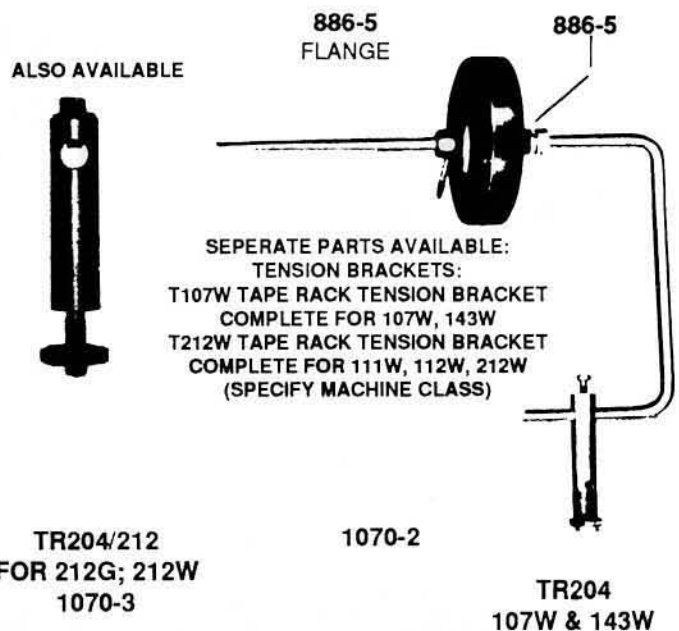
870-1

DRAG TENSION

With the Custom Built Tension that are easily adjustable from 3/16" to 1-1/4". Equipped with vibration proof nuts to assure even tension at all times.

**RUGGEDLY BUILT  
TO WITH STAND  
HIGH SPEEDS**

## 872 SPOOL AND TAPE HOLDER



ALSO AVAILABLE

886-5  
FLANGE

886-5

SEPERATE PARTS AVAILABLE:  
TENSION BRACKETS:  
T107W TAPE RACK TENSION BRACKET  
COMPLETE FOR 107W, 143W  
T212W TAPE RACK TENSION BRACKET  
COMPLETE FOR 111W, 112W, 212W  
(SPECIFY MACHINE CLASS)

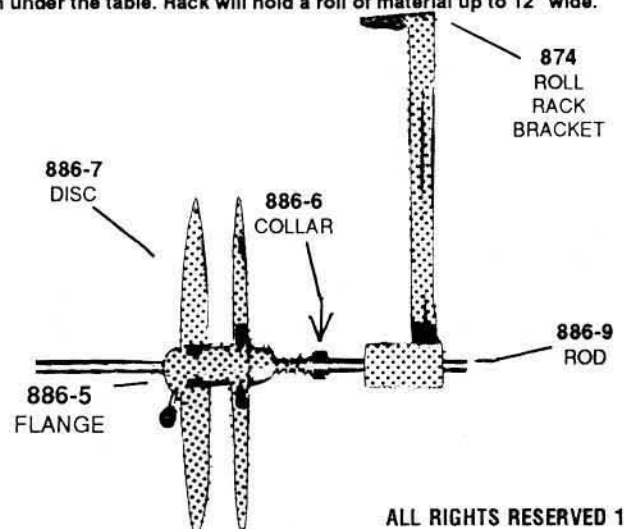
TR204/212  
FOR 212G; 212W  
1070-3

1070-2

TR204  
107W & 143W

## 874 ROLL RACK UNDER TABLE

For binding on rolls that must be fed to the sewing machine from under the table. Rack will hold a roll of material up to 12" wide.



874  
ROLL  
RACK  
BRACKET

886-7  
DISC


886-6  
COLLAR

886-9  
ROD

886-5  
FLANGE

ALL RIGHTS RESERVED 1993

### 876 TABLE TYPE ELASTIC TENSION BRACKET



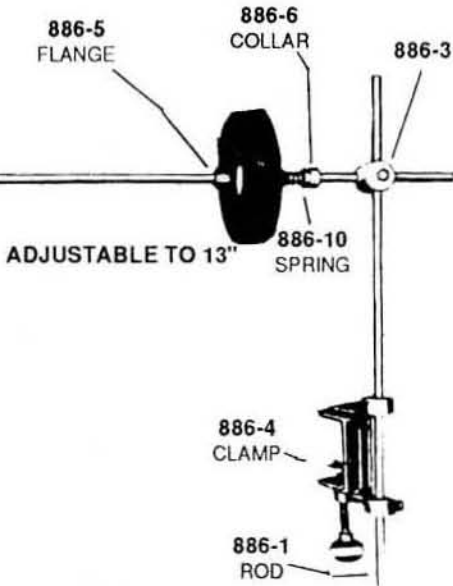
Required amounts of gathering and shirring are obtained by the adjustment of the tension springs. The bracket can also be used for retarding laces and braids.

### 876A EXTRA HEAVY TABLE TYPE ELASTIC TENSION



### 878 HEAVY DUTY TOP OF TABLE RACK COMPLETE

ADJUSTABLE TO 24"



### 880 SPOOL AND TAPE STAND

FOR CONSEW 220 MACHINE



### 882 TAPE RACKS



- TR95 TAPE RACK FOR 95, 96 CLASS
- TR241 TAPE RACK FOR 241 CLASS
- TR245-4 TAPE RACK FOR 245-4
- TR251 TAPE RACK FOR 251 CLASS
- TR281 TAPE RACK FOR 281 CLASS

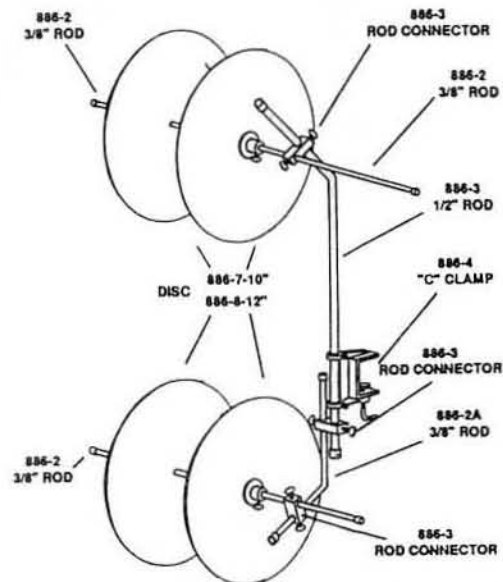
### 884 CLAMP ON BINDING AND TAPE HOLDER

FOR 400W, 600W, 451K MACHINES




CUSTOM BUILT TENSION IS EASILY ADJUSTABLE FROM 3/16" TO 1-1/4". EQUIPPED WITH VIBRATION PROOF NUTS TO ASSURE EVEN TENSION AT ALL TIMES. EVERY RACK SUPPLIED WITH 2 FULL SIZE 6" METAL DISCS AND A TENSION SPRING COLLAR ASSEMBLY TO HOLD TAPE FIRM.

### 886 UPPER & LOWER TAPE REEL




ALL RIGHTS RESERVED 1993

# 886-20 PORTABLE TABLE WINDER



ELECTRIC SPOOL WINDER

# 886-30 CARD WINDER CLAMP ON STYLE



ALL RIGHTS RESERVED 1993




# 887 ADJUSTABLE AIR TUCKER ATTACHMENT

FOR 107W; 143W SINGER ZIG ZAG MACHINES  
(NOT AVAILABLE FOR SINGER 457G MACHINES)

**Double Needle Raised Effect**

**Used Extensively on Jeans  
(Shirts, Jackets, Trousers)**

**Decorative Stitching on  
Sportswear, Gloves, etc.**




CONSISTS OF:  
Special Presser Foot  
Throat Plate with Adjustable Tongue  
Adjustable Double Needle Clamp  
Feed Dog




**887-1**  
TENSION BRACKET COMPLETE




**887-2**  
SPECIAL PRESSER FOOT



**887-4**  
THROAT PLATE WITH ADJUSTABLE TONGUE



**887-3**  
FEED DOG



**887-5**  
ADJUSTABLE DOUBLE  
NEEDLE CLAMP


ALL RIGHTS RESERVED 1993

# EDGE CUTTER ATTACHMENT

FOR SINGER 31; 44; 95; 96; 195K; 241; 245; 251; 281; 331K; 366K; 400W; 451K; 600W; 1300 CLASS




888-1



865  
EDGE CUTTER  
RIBBON FOOT

These feet are made for Singer edge cutting machines. The object of this attachment is to trim the material and not the ribbon, so that the garment can be fed into a single turn hemmer and when finished will not show any raw edges under the ribbon. Use mainly for dress bottoms.

## 889 TAPING AND TRIMMING ON 24 CLASS; 240 K MACHINE



FITTED WITH  
EDGE CUTTER  
FOR TRIMMING  
TAPING ARMHOLES  
NECKS. CAPS.

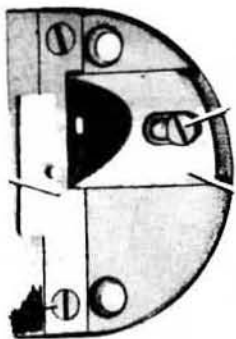


889-1  
COLLAR BINDING FOOT  
24 CLASS RIBBON FOOT

## 889A SPECIAL GAUGE FITTINGS FOR EDGE CUTTING MACHINES

95-12-42-82; 96-18; 245-4; 251-15; 281-5; 281-15

3/8" - 1/2"



578  
SCREW

889-2  
THROAT  
SLIDE

SIZES:  
1/8"  
5/32"  
3/16"  
7/32"  
1/4"  
9/32"  
5/16"  
11/32"  
3/8"  
7/16"  
9/16"  
1/2"  
5/8"



889A-2  
BOTTOM  
KNIFE



889-3  
SOLID  
PRESSER FOOT



889-4  
FEED DOG



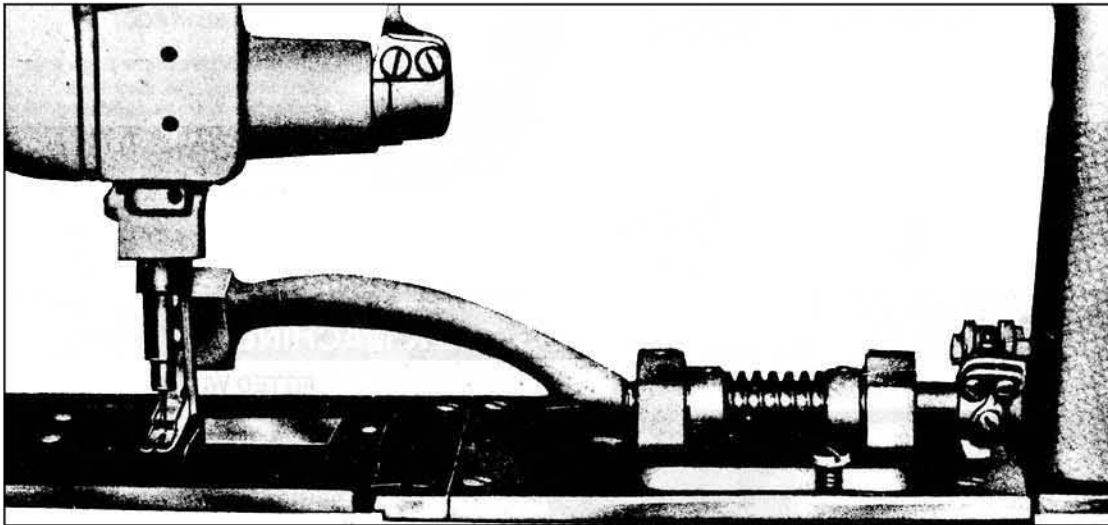
889-5  
TOP KNIFE  
CLAMP



889-6  
HINGED  
PRESSER FOOT

ALL RIGHTS RESERVED 1993

# 889-300 HEAVY DUTY EDGE CUTTER




**889-300-9**  
HINGED PRESSER  
FOOT WITH  
NEEDLE GUARD



VERTICLE CUTTER FOR 300W, FOR HEAVY BULKY MATERIALS.  
WELTING TRIMMING MARGIN 1/16" - 1" BY CHANGING BOTTOM KNIFE

**889-300-1**  
THROAT PLATE



**889-300-2**  
FEED DOG



**889-300-3**  
TOP KNIFE




**889-300-4**  
BOTTOM KNIFE




**889-300-5**  
DRIVING ARM



**889-300-6**  
CRANK



**889-300-7**  
ECCENTRIC




**889-300-8**  
ECCENTRIC  
CONNECTION



ALL RIGHTS RESERVED 1993

# 889-6100 UNDER BED TOP TRIMMER FOR 300W

EDGE TRIMMER ON LEATHER FOAM SEAT CUSHION AND MANY OTHER APPLICATIONS




- 6100-1 NEEDLE PLATE
- 6100-2 COVER PLATE
- 6100-3 TRIMMER KNIFE
- 6100-4 WAIST DISPENCER PLATE
- 6100-5 THROAT PLATE CUTTING BAR
- 6100-6 FILLER PLATE
- 6100-7 BED PLATE

SIZE
1/8"
3/16"
1/4"
5/16"
3/8"
1/2"



6100-3 TRIMMER KNIFE

6100-8 FRONT SLIDE PLATE




6100-9 FEED DOG CARRIER

6100-10 FEED DOG



6100-11 HINGE PRESSER FOOT NARROW

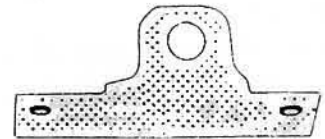


6100-12 LINK WITH TWO PINS



6100-13 MOUNTING BRACKET

6100-14 MOUNTING BLOCK



6100-15 KNIFE HOLDER



6100-16 KNIFE PRESSER SPRING

WHEN ORDERING STATE MAKE AND STYLE NUMBER OF MACHINE. ENCLOSE SAMPLES AND MATERIAL.

ALL RIGHTS RESERVED 1993



**HEMMING FEET AVAILABLE IN 3 SIZE WIDTHS**

**890**

1/2"



**892**

3/4"



**894**

1"



The turned up toe permits hemmers and folders to run freely without pleating or wrinkling.

**HINGED BINDER FOOT WITH ADJUSTMENT SCREW**

**896**

12142AHB



**COMPENSATING BINDER FOOT**

**898**



Fits any set in binder  
3/4" or 7/8" binding  
1" or 1-1/8" binding  
1-1/4" or wider binding

HEMS UP TO 1/4"

**EDGE GUIDE HEMMING FEET**

**900**

SMALL



**902**

HEMS UP TO 1/2"


MEDIUM



**904**

HEMS UP TO 1"

LARGE



HEMS 1" AND OVER

**906**


EXTRA LARGE



906-US UNION SPECIAL  
906-NF NEEDLE FEED

**REVERSE EDGE GUIDE HEMMING FOOT**

**908**



For use on hems when a more uniform stitching margin is required.

FOR USE ON HEMS WHEN A MORE UNIFORM STITCHING MARGIN IS REQUIRED

**HINGED FEET**

**910**

EXTRA WIDE



127233 (127234)  
127233T TEFLON BASE

**912**

REGULAR



24983 (62927)  
24983T TEFLON BASE

**914**

REGULAR



24983SW (24545SW)

**918**

WIDE



919US  
UNION SPECIAL HINGE FOOT  
19336  
19336T TEFLON BASE

**LEFT CORDING**

**920**

NARROW



31358N  
31358NT TEFLON BASE

**922**

WIDE



31358W  
31358WT TEFLON BASE

**RIGHT CORDING**

**924**

NARROW



12435N  
12435NT TEFLON BASE

**926**

WIDE



12435W  
12435WT TEFLON BASE

ALL RIGHTS RESERVED 1993

## LEFT HINGED CORDING

928

NARROW



31358HN  
31358HNT TEFLON BASE

930

WIDE



31358HW  
31358HWT TEFLON BASE

## RIGHT HINGED CORDING

932

NARROW



12435HN  
12435HNT TEFLON BASE

934

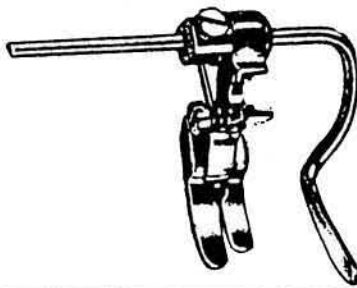
WIDE



12435W  
12435WT TEFLON BASE

936

**HINGED QUILTER FOOT**  
Excellent for all type patch settings  
(Includes left and right gauges)

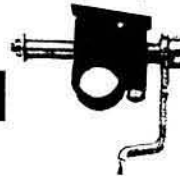


## SWING GUIDE QUILTERS

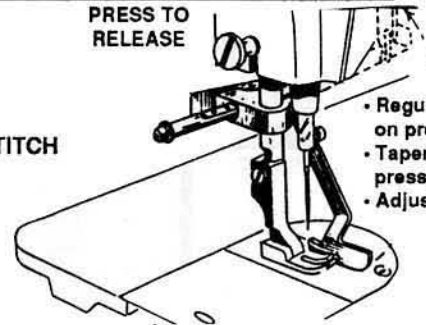
937A

FOR SINGLE NEEDLE LOCKSTITCH  
FOR PFAFF 463, ETC., CLASS

937B



PRESS TO  
RELEASE



- Regular fitting clamps on presser bar.
- Taper fitting clamps on presser bar bush.
- Adjustable in 1/8" steps.

937

## NEW STYLE UNIVERSAL QUILTERS

FOR ALL SINGER AND UNION SPECIAL SINGLE NEEDLE LOCKSTITCH MACHINES. 95, 241, 281, 400W, 61400, 61900, ETC.

#SMQ  
(SIDE MOUNT)  
EASILY ATTACHED

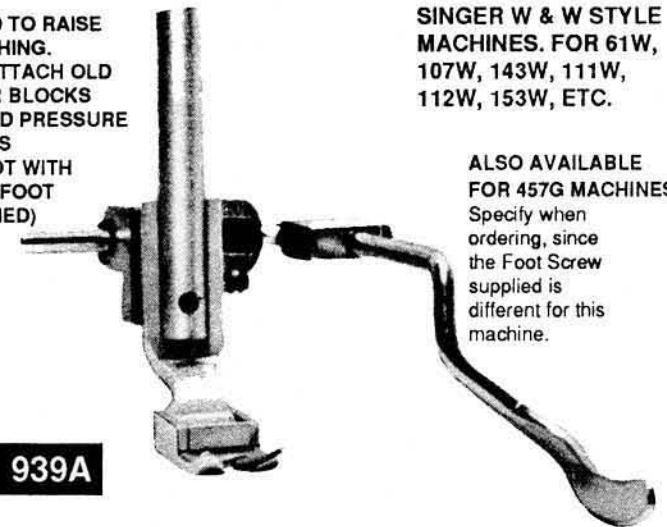


939

- NO MORE NEED TO RAISE FOOT BAR BUSHING.
- IN ORDER TO ATTACH OLD STYLE QUILTER BLOCKS
- WRAPS AROUND PRESSURE BAR AND HOLDS
- PRESSURE FOOT WITH SPECIAL LONG FOOT SCREW (SUPPLIED)

SINGER W & W STYLE MACHINES. FOR 61W, 107W, 143W, 111W, 112W, 153W, ETC.

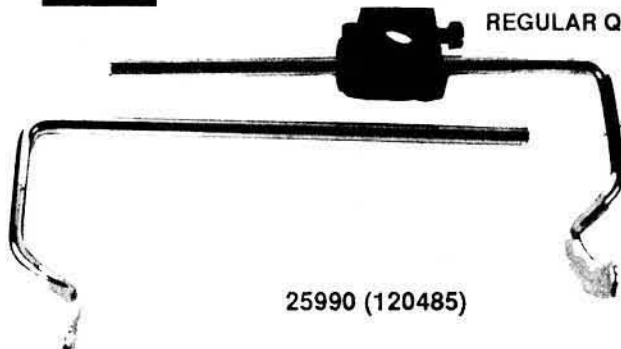
ALSO AVAILABLE FOR 457G MACHINES  
Specify when ordering, since the Foot Screw supplied is different for this machine.



939A

939B

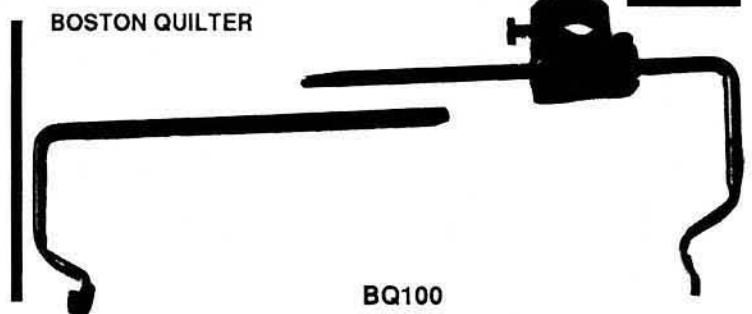
REGULAR QUILTER



25990 (120485)

## QUILTERS

BOSTON QUILTER



BQ100

939C

ALL RIGHTS RESERVED 1993

# HINGED ZIPPER FEET

940



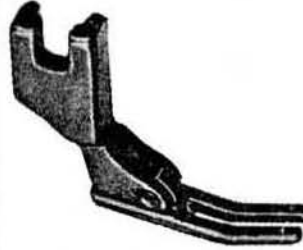
SPLIT HINGE  
Teflon Base

942



LIN-O-VEL  
Teflon Base

944



MEDIUM SPLIT HINGE

946



WIDE SPLIT HINGE  
Teflon Base

# ZIPPER FEET

948

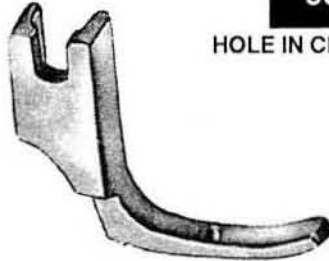
SPLIT



165010  
165010T TEFLON BASE

950

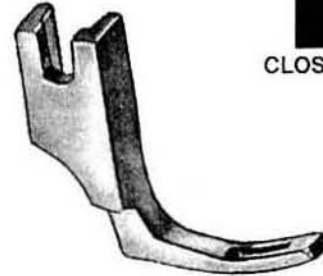
HOLE IN CENTER



40322  
40322T TEFLON BASE

952

CLOSED SPLIT



40322CS  
40322CST TEFLON BASE

# RIGHT HINGED RAISING FEET


954



12463 1/32	GAUGE SIZE : 1/32"
12463 1/16	GAUGE SIZE : 1/16"
12463 1/8	GAUGE SIZE : 1/8"
12463 3/16	GAUGE SIZE : 3/16"
12463 1/4	GAUGE SIZE : 1/4"
12463 5/16	GAUGE SIZE : 5/16"
12463 3/8	GAUGE SIZE : 3/8"
12463 1/2	GAUGE SIZE : 1/2"

# LEFT HINGED RAISING FEET

956



L12463H 1/32	GAUGE SIZE : 1/32"
L12463H 1/16	GAUGE SIZE : 1/16"
L12463H 3/32	GAUGE SIZE : 3/32"
L12463H 1/8	GAUGE SIZE : 1/8"
L12463H 3/16	GAUGE SIZE : 3/16"
L12463H 1/4	GAUGE SIZE : 1/4"
L12463H 5/16	GAUGE SIZE : 5/16"
L12463H 3/8	GAUGE SIZE : 3/8"
L12463H 1/2	GAUGE SIZE : 1/2"

# RAISING (EDGE) FEET

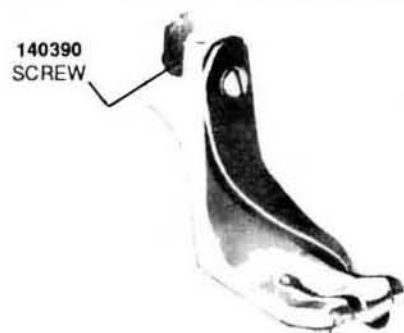
958



12463H 1/32	GAUGE SIZE : 1/32"
12463H 1/16	GAUGE SIZE : 1/16"
12463H 3/32	GAUGE SIZE : 3/32"
12463H 1/8	GAUGE SIZE : 1/8"
12463H 3/16	GAUGE SIZE : 3/16"
12463H 1/4	GAUGE SIZE : 1/4"
12463H 5/16	GAUGE SIZE : 5/16"
12463H 3/8	GAUGE SIZE : 3/8"
12463H 1/2	GAUGE SIZE : 1/2"

# TOP STITCH GUIDE FEET

962



140390  
SCREW

36465	GAUGE SIZE : 1/32"
36465	GAUGE SIZE : 1/16"
36465	GAUGE SIZE : 3/32"
36465	GAUGE SIZE : 1/8"
36465	GAUGE SIZE : 3/16"
36465	GAUGE SIZE : 1/4"
36465	GAUGE SIZE : 5/16"
36465	GAUGE SIZE : 3/8"
36465	GAUGE SIZE : 1/2"

ALL RIGHTS RESERVED 1993

**QUILTER FEET**



**970**



**972**

98460  
FOR 133K13-14-15-18



**974**

COMBINATION SHIRRING  
AND STITCHING

**PIPING FEET**



**976**

**DOUBLE**

36069DG 1/8 DOUBLE GAUGE SIZE: 1/8"  
36069DG 3/16 DOUBLE GAUGE SIZE: 3/16"  
36069DG 1/4 DOUBLE GAUGE SIZE: 1/4"  
SPECIFY SIZE WHEN ORDERING

**PIPING FEET**



**978**

LEFT

36069L 1/16 LEFT GAUGE SIZE: 1/16"  
36069L 1/8 LEFT GAUGE SIZE: 1/8"  
36069L 3/16 LEFT GAUGE SIZE: 3/16"  
36069L 1/4 LEFT GAUGE SIZE: 1/4"  
36069L 3/8 LEFT GAUGE SIZE: 3/8"  
36069L 1/2 LEFT GAUGE SIZE: 1/2"

SPECIFY SIZE WHEN ORDERING



**980**


RIGHT

36069R 1/16 RIGHT GAUGE SIZE: 1/16"  
36069R 1/8 RIGHT GAUGE SIZE: 1/8"  
36069R 3/16 RIGHT GAUGE SIZE: 3/16"  
36069R 1/4 RIGHT GAUGE SIZE: 1/4"  
36069R 3/8 RIGHT GAUGE SIZE: 3/8"  
36069R 1/2 RIGHT GAUGE SIZE: 1/2"

SPECIFY SIZE WHEN ORDERING

**981 ADJUSTABLE WELT FEET**

FROM 1/8" - 1/4"  
FOR PLAIN SEWER



**SHIRRING FEET**



**984**

120828H  
WIDE, HIGH STEP



**986**

120828  
WIDE, REG. STEP



**988**

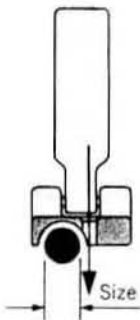
120828N  
NARROW  
REGULAR STEP



**990**

S950  
ADJUSTABLE  
HIGH & REG. BLOCK

**TURNED UP HINGED PIPING**



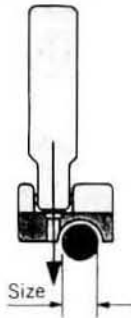
LEFT

L36069H 1/8 GAUGE SIZE: 1/8"  
L36069H 3/16 GAUGE SIZE: 3/16"  
L36069H 1/4 GAUGE SIZE: 1/4"

SPECIFY SIZE WHEN ORDERING



**992**



RIGHT


R36069H 1/8 GAUGE SIZE: 1/8"  
R36069H 3/16 GAUGE SIZE: 3/16"  
R36069H 1/4 GAUGE SIZE: 1/4"

SPECIFY SIZE WHEN ORDERING



**994**

**FRENCH PIPING**



**996**

26650R (RIGHT)  
26650L (LEFT)

SPECIFY POSITION WHEN ORDERING



998

CORDING & PIPING



LEFT COMBO

31358L 1/8 GAUGE SIZE : 1/8"  
31358L 3/16 GAUGE SIZE : 3/16"  
31358L 1/4 GAUGE SIZE : 1/4"

1000

CORDING & PIPING



RIGHT COMBO

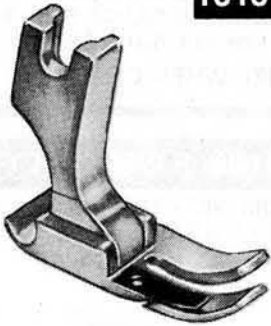
12435R 1/8 GAUGE SIZE : 1/8"  
12435R 3/16 GAUGE SIZE : 3/16"  
12435R 1/4 GAUGE SIZE : 1/4"

1002

SPK ROLLER FOOT



1010




THREAD CUTTER FEET

1012



VELVET FEET  
SHORT TOE

1014



VELVET FEET  
LONG TOE

1016



TOP STITCH FOOT FOR  
COLLAR SCORING  
147391  
WITH SPECIAL GROOVE

1020

HINGED EDGE CUTTER FEET

1017

REGULAR

SPECIFY SIZE WHEN ORDERING

BLANK

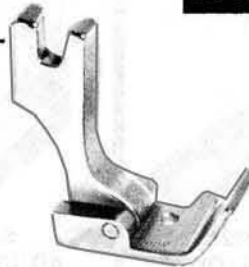
1019



GAUGE SIZE

127034H (147253) 1/8  
127034H (147254) 3/16"  
127034H (147254) 1/4"  
127034HT TEFLON BASE 1/8"  
127034HT TEFLON BASE 3/16"  
127034HT TEFLON BASE 1/4"

140390  
SCREW



GAUGE SIZE

127034HB 1/8"  
127034HB 3/16"  
127034HB 1/4"  
127034HBT TEFLON BASE 1/8"  
127034HBT TEFLON BASE 3/16"  
127034HBT TEFLON BASE 1/4"

SOLID EDGE  
CUTTER FOOT


1021



127034  
REGULAR SOLID 3/16"  
127034T  
TEFLON BASE

1022A

REGULAR



HOLE TO LEFT (SOFT)

1024A



BERGEN BLANK  
HOLE IN CENTER

1026A

BLANK



REGULAR TURNED UP FOOT

1028



HINGE FOOT TURNED UP  
U.S. TURNED UP FOOT  
1028-US

ALL RIGHTS RESERVED 1993

COMPENSATING HEMMING FEET

1030

NARROW

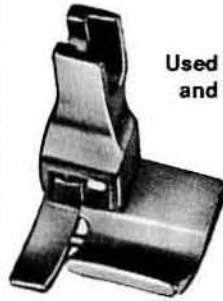
Used with hemmers and folders up to 3/4"



1032

WIDE

Used with hemmers and folders up to 1-1/4"



COMPENSATES FOR ANY VARIATION OF MATERIAL AND FEEDS ON BOTH SIDES. FOR FASTER FEEDING, AND PERFECT HEMMING OR FOLDING. GARMENT IS FLATTER - LESS PUCKERING AND CURLING.

COMPENSATING FEET

1034

1/16" GAUGE

RIGHT  
LEFT  
DOUBLE



21R (143219) RIGHT  
22L (143215) LEFT  
23 DOUBLE

1036

1/32" GAUGE (NARROW)

210 RIGHT  
220 LEFT  
230 DOUBLE



COMPENSATING FEET


1038



1/8" GAUGE

212 RIGHT  
222 LEFT


1040



3/16" GAUGE

213 RIGHT  
223 LEFT

1042



1/4" GAUGE

214 RIGHT  
224 LEFT

LARGE SIZE COMPENSATING FEET

1044



215R 5/16" GAUGE RIGHT, 225L LEFT  
3/8" GAUGE RIGHT, 226L LEFT  
218R 1/2" GAUGE RIGHT, 228L LEFT

FOR 111W, 211W, 211G CLASS MACHINES

NEEDLE FEED (111W100; ETC.)

1046



COMPENSATING FEET


RIGHT COMP. FOOT 1/16"  
LEFT COMP. FOOT 1/16"  
DOUBLE COMP. FOOT 1/16"  
RIGHT COMP. FOOT 1/32"  
LEFT COMP. FOOT 1/32"  
DOUBLE COMP. FOOT 1/32"

1048



COMPENSATING HEMMING FEET  
NARROW  
USED WITH HEMMERS & FOLDERS  
UP TO 3/4"

1050




WIDE  
USED WITH HEMMERS & FOLDERS  
UP TO 1-1/4"

# FOR 111W, 211W, 211G CLASS MACHINE


111W112, 113, 115, 152, 153, 154, 155, 211W155, 156

503885  
THROAT PLATE



Under Cut  
Needle Plate  
for under  
Trimmer  
for 211g451,  
457, 666, 777,  
Class  
Machines.

240144  
THROAT PLATE



240143  
THROAT PLATE



240146  
THROAT PLATE




240144B



RAISED  
EDGE  
THROAT  
PLATE  
(5345)  
USED  
FOR  
STITCH  
MARGIN

1204  
FEED DOG




240112  
(40 NEEDLE HOLE)

FEED DOG



240114-50  
240113-46  
240147-38



264510  
ELONGATED  
NEEDLE HOLE



240118-46  
FEED DOG




240119-40  
240120-38  
FEED DOG



240147B  
EXTRA  
HEAVY  
FEED  
DOG  
(5346)

503884 (240025)  
THROAT PLATE




REGULAR


## NEEDLE FEED (111W100; ETC.)



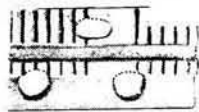
240075 FEEDER



240075D DIAMOND CUT




240075R RUBBERIZED



240088 FEED DOG


240027  
THROAT PLATE



240003 SLIDE PLATE (BACK)  
BOBBIN COVER



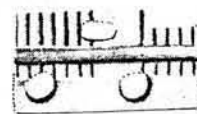
244756 FEED DOG



240078D DIAMOND CUT



240075 FEED DOG



240093 ELONGATED

ALL RIGHTS RESERVED 1993

# FOR 111W, 211W, 211G CLASS MACHINES

COMPOUND FEED, WALKING FOOT MACHINES (111W153 & 111W155; ETC.) FOR 153W101-103-104 MACHINES

**1052**

200074  
SCREW



240148  
OUTSIDE



201015  
SCREW

240149  
INSIDE

**1053**



1053B  
VIBRATING FOOT



1053A  
LIFTING FOOT

200172  
SCREW

ADJUSTABLE WELTING FEET  
ADJUSTABLE FRONT 1/8" - 1/4"

**1054**



240148H  
OUTSIDE

EXTRA WIDE  
SHORT TOE



240149H  
INSIDE

**1058**

TOE ON  
LEFT SIDE



240517  
OUTSIDE FOOT

200074  
SCREW



240518  
INSIDE FOOT

201015  
SCREW

WALKING FEET WITH TEETH

**1060**

TOE ON  
LEFT SIDE



240133  
OUTSIDE FOOT



240153  
INSIDE FOOT

WALKING FEET WITH TEETH

**1062**

TOE ON  
LEFT SIDE



240551  
OUTSIDE FOOT



240552  
INSIDE FOOT

WALKING FEET WITH TEETH

**1063**



OUTSIDE FOOT



INSIDE FOOT

SPRING EDGE GUIDE  
FEET FOR 300W103, 194  
SIZE 1/8" - 3/16" - 1/4"

**1064**

1064L - LEFT HAND SPING EDGE GUIDE



SPRING EDGE GUIDE FEET  
GAUGE SIZE: 1/8", 3/16", 1/4"

**1065**

1065-1 (4047)  
VIBRATING FOOT  
WITH TEETH



1065-2 (1008)  
LIFTING FOOT  
WITH TEETH

FOR CLOSING  
GLOVES

**1066**

200074  
SCREW



240128  
OUTSIDE FOOT



240150  
INSIDE FOOT

201015  
SCREW

**1067**

FOR 111 COMPOUND  
FEED MACHINES.  
CONVERT  
WALKING FOOT  
MACHINE TO  
REGULAR FOOT.





# FOR 111W, 211W, 211G CLASS MACHINES

1070



OUTSIDE FOOT



INSIDE FOOT

**WELTING FEET  
IN SETS**

- SET WELTING FEET, GAUGE SIZE: 1/8" .....
- SET WELTING FEET, GAUGE SIZE: 5/32" .....
- SET WELTING FEET, GAUGE SIZE: 3/16" .....
- SET WELTING FEET, GAUGE SIZE: 1/4" .....
- SET WELTING FEET, GAUGE SIZE: 5/16" .....
- SET WELTING FEET, GAUGE SIZE: 3/8" .....
- SET WELTING FEET, GAUGE SIZE: 1/2" .....
- SET WELTING FEET, GAUGE SIZE: 5/8" .....

SPECIFY SIZE WHEN ORDERING

( 111W153 & 111W155; ETC.)

1071



OUTSIDE FOOT



INSIDE FOOT

**NEW STYLE  
DOUBLE TOE WELTING FEET**

- |                  |                    |                  |                   |
|------------------|--------------------|------------------|-------------------|
| 240777NS - 5/32" | OUTSIDE FOOT 5/32" | 240778NS - 5/32" | INSIDE FOOT 5/32" |
| 240779NS - 3/16" | OUTSIDE FOOT 3/16" | 240780NS - 3/16" | INSIDE FOOT 3/16" |
| 240370NS - 1/4"  | OUTSIDE FOOT 1/4"  | 240371NS - 1/4"  | INSIDE FOOT 1/4"  |
| 240781NS - 5/16" | OUTSIDE FOOT 5/16" | 240782NS - 5/16" | INSIDE FOOT 5/16" |
| 240783NS - 3/8"  | OUTSIDE FOOT 3/8"  | 240784NS - 3/8"  | INSIDE FOOT 3/8"  |

SPECIFY SIZE WHEN ORDERING

1074



OUTSIDE FOOT



INSIDE FOOT

**DOUBLE TOE WELTING FEET WITH TEETH**

3/16"

1/4"

- 240567D OUTSIDE
- 240569D INSIDE

- 240568D OUTSIDE
- 240570D INSIDE

200078  
SCREW



1076



INSIDE FOOT


**NEW STYLE 1/4" DOUBLE TOE WELTING FEET**

- 240370NS 1/4"
- OUTSIDE FOOT

- 240371NS 1/4"
- INSIDE FOOT

1082

OUTSIDE



INSIDE

- GAUGE SIZE : 1/8"
- GAUGE SIZE : 3/16"
- GAUGE SIZE : 1/4"
- GAUGE SIZE : 3/8"

**DOUBLE WELTING FEET**

1078



OUTSIDE FOOT



INSIDE FOOT

**SINGLE TOE WELTING FEET WITH TEETH**

3/16"

1/4"


5/16"

- 240567 OUTSIDE
- 240569 INSIDE

- 240568 OUTSIDE
- 240570 INSIDE

- 240134 OUTSIDE
- 240157 INSIDE

1080



OUTSIDE



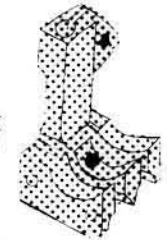
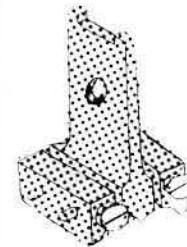
INSIDE

**NEW STYLE DOUBLE WELTING FEET**

- GAUGE SIZE: 1/8" .....
- GAUGE SIZE: 3/16" .....
- GAUGE SIZE: 1/4" .....
- GAUGE SIZE: 3/8" .....

1081

**NEW**



**ADJUSTABLE DOUBLE  
WELT FEET  
(753AD)**

- GAUGE SIZE: 1/8" .....
- GAUGE SIZE: 3/16" .....
- GAUGE SIZE: 1/4" .....
- GAUGE SIZE: 3/8" .....

# FOR 111W, 211W, 211G CLASS MACHINE

NEEDLE FEED (111W100; ETC.) SPECIFY SIZE WHEN NEEDED

**1099**



**ADJUSTABLE HINGED WELTING FEET**

FROM 1/8 - 3/8 FOR 111W 211W 111G 111W100 402W100

**1100**



200074 SCREW

**HINGED WELTING FEET WITH SPECIAL BACK CUTOUT (FOR SEWING AROUND CORNERS)**

GAUGE SIZES: 1/8", 3/16", 1/4", 3/8"

**1102**




200074 SCREW

**DOUBLE GROOVED HINGED WELTING FEET**

GAUGE SIZES: 1/8", 3/16", 1/4", 3/8"

**1104**



**ZIPPER FEET LEFT**

**ZIPPER FEET RIGHT**

**1106**



**SWIVEL GUIDE FEET**

GAUGE SIZES: 1/16", 1/8", 3/16", 1/4"

**1108**



**HINGED ZIPPER FEET**

229882NZ DOUBLE TOE

**1110**



**HINGED ZIPPER FEET**

229882CS NARROW CLOSED SPLIT

**1112**



200074 SCREW

**HINGED FOOT**

229882

**1114**



200074 SCREW

**RAISING FEET**

GAUGE SIZES: 1/16", 1/8", 3/16", 1/4"

**1116**



**TOP STITCH FEET**

GAUGE SIZES: 1/16", 1/8", 3/16", 1/4"

## SPRING EDGE GUIDE FEET FOR 112W, 212W, 212G

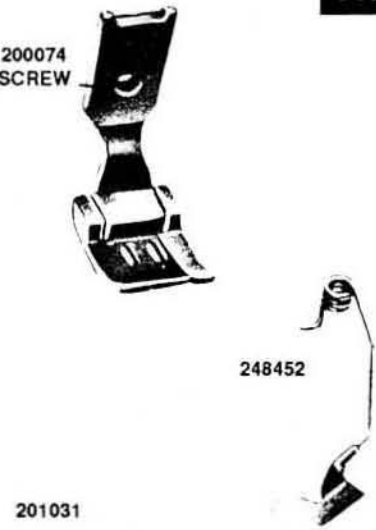
**1118**



**BRASSIERE FOOT WITH COMPENSATING GUIDE**

GAUGE SIZES: 1/8", 3/16", 1/4", 5/16", 3/8", 7/16", 1/2", 9/16"

**1120**



200074 SCREW

248452

201031

248453

**SPRING GUIDE HINGED PRESSER FOOT**

AVAILABLE IN 1/4" AND 3/16"

248454 1/4 GAUGE SIZE: 1/4"  
248454 3/16 GAUGE SIZE: 3/16"

**1122**



200074 SCREW

200172 SCREW

229541 SCREW

**TOP STITCH FOOT**

GAUGE SIZES: 1/8" 5/16", 3/16" 3/8", 1/4" 1/2"

**1022H**




**SPRING EDGE GUIDE FOOT RIGHT**

1022HL SPRING EDGE GUIDE FOOT LEFT

1022HD DOUBLE SPRING EDGE GUIDE FOOT

**1124**



200074 SCREW

**EDGE GUIDE FOOT**

GAUGE SIZES: 3/16", 1/4", 5/16"

**1022CS**



**CENTER SPRING ACTION GUIDE**

# FOR 112W, 212W, 212G CLASS MACHINES

## FLIP-UP DOUBLE NEEDLE CLAMP

A FLIP OF THE SPRING STUD IS ALL THAT IS REQUIRED. EXCELLENT FOR CORNERING AND SEWING ANGLES.

**1126**

A VERY PRACTICAL ATTACHMENT FOR DISENGAGING AND ENGAGING EITHER NEEDLE.

### GAUGE

1/8"  
3/16"  
1/4"  
5/16"  
3/8"  
1/2"



1126-A  
SLEEVE



1126-B  
NEEDLE BARREL




1126-C  
SPRING



1126-D  
SET SCREW

## CHAIN OFF FITTINGS FOR 112 & 212W



267379  
THROAT PLATE

### GAUGE

1/4"  
5/16"  
3/8"  
7/16"  
1/2"



267381  
FEED DOG



267379-1  
THROAT PLATE

### GAUGE

1/4"  
5/16"  
3/8"  
1/2"



267381-1  
FEED DOG

## ADJUSTABLE STRIPPER PLATE FOR 112 & 212 W



237318  
SCREW

201132D  
SCREW

### THROAT PLATE

224038  
224039  
224053  
224054  
224056

### FEED DOG



15 = 1

224014-46  
224015-50  
224009-46  
224010-50  
224011-46  
224055-46

**FOR 31-19 AND 31K47 MACHINES**

**1084 WELTING FEET**

**INSIDE WELTING FOOT**

**OUTSIDE WELTING FOOT**

OUTSIDE WELTING FOOT 1/8" GAUGE  
 OUTSIDE WELTING FOOT 3/16" GAUGE  
 OUTSIDE WELTING FOOT 1/4" GAUGE  
 OUTSIDE WELTING FOOT 3/8" GAUGE

**FOR PFAFF 145, 146, 335**

**1085 DOUBLE TOE WALKING FEET**

**46970 OUTSIDE FOOT**

**40474-4 INSIDE FOOT**

**WELTING FEET SETS**

**1088 SINGLE TOE WELTING FEET**

**OUTSIDE FOOT**

**INSIDE FOOT**

**IN SETS**

42442/3 3/16 SET SINGLE TOE WELTING FEET; 3/16" 3.5...  
 42442/3 1/4 SET SINGLE TOE WELTING FEET; 1/4" - 6.5...  
 SPECIFY SIZE WHEN ORDERING

**FOR PFAFF 145, 146, & 335 CL. WELTING FEET SETS**

**1090 DOUBLE WELT FEET**

**OUTSIDE FOOT**

**INSIDE FOOT**

**IN SETS**

42180/ 1 3/16 SET DOUBLE WELTING FEET; 3/16" - 5.0...  
 42180/ 1 1/4 SET DOUBLE WELTING FEET; 1/4" - 6.0...  
 SPECIFY SIZE WHEN ORDERING

**1092**

**OUTSIDE FOOT**

**INSIDE FOOT**

42519X20 1/8 SET WELTING FEET; 1/8" - 3.0  
 42519X20 5/32 SET WELTING FEET; 5/32" - 4.0  
 42519X20 3/16 SET WELTING FEET; 3/16" - 5.0  
 42519X20 1/4 SET WELTING FEET; 1/4" - 6.0  
 42519X20 5/16 SET WELTING FEET; 5/16" - 8.0  
 42519X20 3/8 SET WELTING FEET; 3/8" - 9.6

**1094**

**OUTSIDE FOOT**

**INSIDE FOOT**

42519X20T 1/8 SET WELTING FEET WITH TEETH 1/8" - 3.0  
 42519X20T 5/32 SET WELTING FEET WITH TEETH 5/32" - 4.0  
 42519X20T 3/16 SET WELTING FEET WITH TEETH 3/16" - 5.0  
 42519X20T 1/4 SET WELTING FEET WITH TEETH 1/4" - 6.0  
 42519X20T 5/16 SET WELTING FEET WITH TEETH 5/16" - 8.0  
 42519X20T 3/8 SET WELTING FEET WITH TEETH 3/8" - 9.6

**PFAFF GAUGE SET FOR 442 MACHINE**

**442NC**

91-710004-93X4.8  
 (3/16") NEEDLE CLAMP  
 91-710004-93X6.4 (1/4")  
 NEEDLE CLAMP  
**ALSO AVAILABLE**  
 11-174086-15 NEEDLE SET SCREW  
 11-174173-15 NEEDLE CLAMP

**442FD**

91-047574-04X4.8  
 (3/16") FEEDER  
 91-047574-04X6.4 (1/4")  
 FEEDER  
**ALSO AVAILABLE**  
 11-108174-15 FEED SCREW

**PFAFF GAUGE SETS FOR 142, 542, MACHINE MADE IN ANY GAUGE SIZE**

**142542-1**  
 NEEDLE CLAMP

**P142542-3**  
 FEED DOG

**442TP**

91-058108-04X4.8  
 (3/16") THROAT PLATE  
 91-058108-04X6.4 (1/4") THROAT PLATE  
**ALSO AVAILABLE**  
 91-700173-15 THROAT PLATE SCREW

**442MF**

91-054926-03X4.8  
 (3/16") PRESSER FOOT WITH NEEDLE GUARD  
 91-054926-03X6.4 (1/4")  
 PRESSER FOOT WITH NEEDLE GUARD  
**ALSO AVAILABLE**  
 11-108174-15 PRESSER FOOT SCREW

**142542-2**  
 HINGED PRESSER FOOT

**P142542-4**  
 THROAT PLATE



# FOR ADLER 67 & 167CL

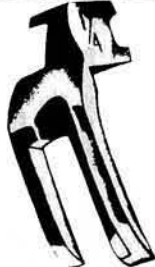
INSIDE FOOT

**1096**



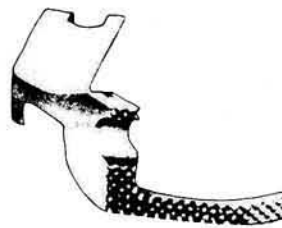
1/4" "SINGER TYPE" WELTING FEET  
 S67 1/4 GAUGE SIZE : 1/4"  
 S67 3/16 GAUGE SIZE : 3/16"  
 SOLD IN SETS ONLY

OUTSIDE FOOT



OUTSIDE FOOT

**1098**



INSIDE FOOT



LEFT WELTING FEET


067-22-076-0 OUTSIDE, 3/16"    067-22-077-0 OUTSIDE, 1/4"  
 067-22-068-3 INSIDE, 3/16"    067-22-069-3 INSIDE, 1/4"

**1099A**

WELTING FEET WITH 10 MM BORDER  
 (10 MM FROM CENTER OF NEEDLE HOLE TO EDGE OF FOOT)

ADLER 467

893-06-716-0 SCREW



A2002-2  
 FINGER GUARD

992-00-687-0  
 SCREW



A2001W SET WELT FEET 1/4"  
 WITH 10 MM BORDER  
 A2004W SET WELT FEET 3/16"  
 WITH 10 MM BORDER.

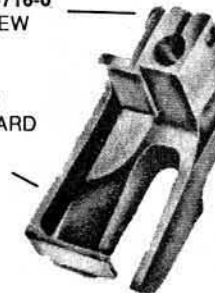
SPECIFY SIZE WHEN ORDERING  
 SOLD IN SETS ONLY

**1099-1**

SOLD IN SETS ONLY  
 ADLER 467

893-06-716-0  
 SCREW

A2002-2  
 FINGER GUARD




992-00-687-0  
 SCREW



A2001 SET WELTING FEET 1/4" WITH FINGER GUARD  
 A2002 SET WELTING FEET 3/8" WITH FINGER GUARD  
 A2003 SET WELTING FEET 5/16" WITH FINGER GUARD  
 A2004 SET WELTING FEET 3/16" WITH FINGER GUARD  
 A2005 SET WELTING FEET 1/2" WITH FINGER GUARD

**1099-2**

CORDING (ZIPPER) FEET




OUTSIDE FOOT

067-22-078-0 RIGHT- OUTSIDE  
 067-22-070-6 RIGHT- INSIDE  
 S67ZR - COMPLETE SET



INSIDE FOOT

**1099-3**



OUTSIDE FOOT

067-22-079-0 LEFT - OUTSIDE  
 067-22-070-0 LEFT - INSIDE  
 S67ZL - COMPLETE SET



INSIDE FOOT

**1099-4**



067-22-099-3  
 OUTSIDE FOOT



467-22-001-3  
 INSIDE FOOT

**1099-6**



167-22-019-3  
 OUTSIDE FOOT  
 FOR CLASS: 167



167-22-018-3  
 INSIDE FOOT  
 FOR CLASS : 167

**1099-8**



067-90-010-0  
 6MM INSIDE DOUBLE WELTING FOOT




067-90-010-1  
 6MM OUTSIDE DOUBLE WELTING FOOT

**1099-7**



067-22-063-3  
 7 MM INSIDE SINGLE  
 WELTING FOOT



067-22-072-3  
 7MM OUTSIDE SINGLE  
 WELTING FOOT

ALL RIGHTS RESERVED 1993

# ADLER PARTS FOR 67, 167, 268, 367, 467, 477 MACHINE JUKI 221- PFAFF 145

## ADLER 268 JUKI 2210 FRENCH SEAMING SET OF FEET

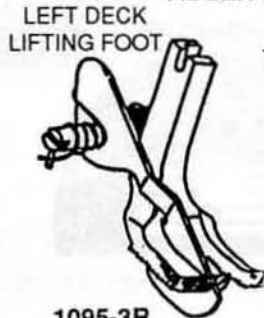


1095-1  
LIFTING  
FOOT



1095  
(SET)  
1095-2  
VIBRATING  
FOOT

## 1095-3 ADLER 67 & PFAFF-145



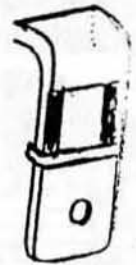
1095-3R  
RIGHT DECK FEET

1095-AP  
(SET)



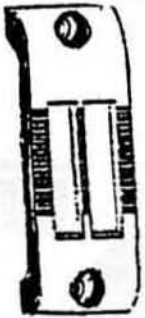
1095-4VF  
VIBRATING FOOT

## ADLER 268



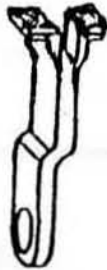
1095-6T  
TAPE GUIDE

## ADLER 268



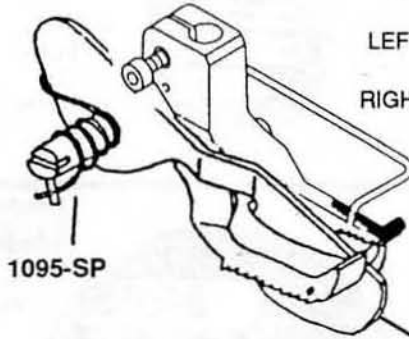
1095-4  
THROAT PLATE

## ADLER 268



1095-5  
FEED DOG

## ADLER 467 - JUKI LU2210 DECK FEET



1095-6  
LEFT DECK FEET  
1095-7  
RIGHT DECK FEET

1095-AJ  
(SET)

1095-3G



1095-8  
LEFT & RIGHT  
VIBRATING FOOT  
USED WITH DECK FOOT

## ADLER 467 M/C

GAUGES AVAILABLE IN ANY NEEDLE SPACING NEEDED. FAST DELIVERY.  
(MADE TO SPECIFICATIONS)

1095-9  
LIFTING FOOT



1095-10  
VIBRATING  
FOOT



1095-11  
VIBRATING  
FOOT


1095-12  
FEED  
DOG



1095-13  
NEEDLE  
CLAMP



## ADLER 467 & JUKI LU2210



1095-14  
LIFT FOOT  
1/8 BEAD 3/8 MARGIN  
(1ST OPERATION)



1095-16  
LIFT FOOT  
3/16 BEAD 3/8 MARGIN  
(1ST OPERATION)



1095-17  
VIBRATING FOOT  
3/16 BEAD  
3/8 MARGIN  
(1ST OPERATION)

## FOR ADLER SINGLE NEEDLE

1095-23  
RAISED FEED DOG  
3/16 BEAD, 3/8 MARGIN

1095-24  
RAISED THROAT PLATE  
1/8 BEAD, 3/8 MARGIN

1095-25  
RAISED FEED DOG  
1/8 BEAD, 3/8 MARGIN

1095-18  
LIFT FOOT  
1/8 BEAD 3/8 MARGIN  
(2ND OPERATION)



1095-20  
VIBRATING FOOT  
3/16 BEAD 3/8 MARGIN  
(2ND OPERATION)



1095-15  
VIBRATING FOOT  
1/8 BEAD 3/8 MARGIN  
(1ST OPERATION)



1095-19  
VIBRATING FOOT  
1/8 BEAD 3/8 MARGIN  
(2ND OPERATION)




1095-22  
THROAT PLATE  
(FULL RAISED) 3/16  
BEAD 3/8 MARGIN

# PLATES AND FEEDERS

FOR: SINGER SINGLE NEEDLE LOCKSTITCH AND DROP FEED MACHINES.

5-ROW COMBINATION  
FOR BETTER FEEDING ACTION


1130



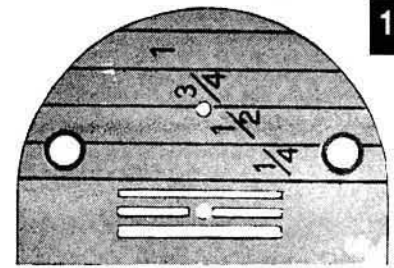
143402 PLATE

143402-NF

1131




5 ROW THROAT PLATE NEEDLE FEED



1134

52032 LARGE NEEDLE HOLE THROAT PLATE




1136


149009 5-ROW FEED DOG

149009-NF

1137

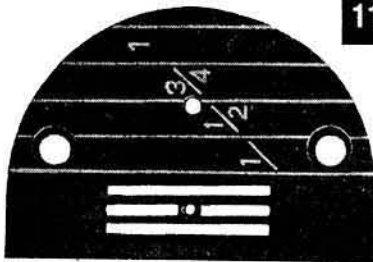


5 ROW  
NEEDLE  
FEED  
FEED DOG




1140

52031



1142


52033LGB (147157)  
SMALL NEEDLE HOLE THROAT PLATE



1144


143272LGB  
MEDIUM NEEDLE HOLE THROAT PLATE

691  
SCREW



1146

20160LG LINE GAUGE  
THROAT PLATE




1148

149031 DIAMOND CUT



1150

50117 OR 208 SCREW  
RUBBERIZED



1152

20159 FEED DOG




1154

127320LG LINE GAUGE  
PLATE

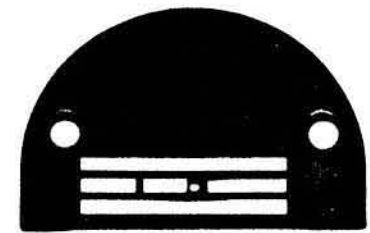
1156

FOR "CHAINING OFF" HEAVY DUTY WORK


1158



147320 PLATE




147346 SMALL NEEDLE HOLE  
PLATE



1160

149319 (127319) FEEDER

WE RUBBERIZE  
ALL TYPES OF  
FEED DOGS



1162

147315 FEEDER

ALL RIGHTS RESERVED 1993

**FOR 402W, 251-22-24, 281 - 22, 281-24, 366K125 - 126 - 145 - 146 NEEDLE FEED MACHINE**

**USED PRIMARILY FOR SETTING COLLAR BANDS TO SHIRTS**

**STYLE: NFS**

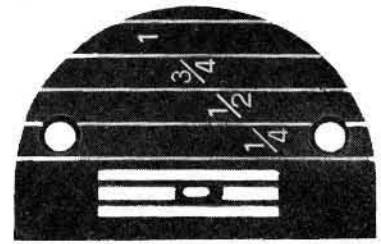
**1164**




149027 FOOT



149021 FEEDER




149023 PLATE



149233LG THROAT PLATE


691 SCREW



149022LG THROAT PLATE

691 SCREW


**1168**



THROAT PLATE

**1170**

**1172**



149232 FEED DOG

50117 or 208 screw


**1174**



149021 FEED DOG


50117 or 208 screw

**1176**



275073 FEED DOG  
Cut-Out for binders


**1178**



THROAT PLATE

691 SCREW

**1180**



THROAT PLATE

691 SCREW


**1182**



THROAT PLATE

149225 (275068)

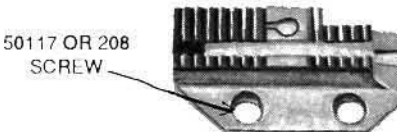
**1184**



275054 FEED DOG

50117 OR 208 SCREW

**1186**




275005 FEED DOG

50117 OR 208 SCREW


275020

**1188**



275052 (FINE)  
FEED DOG

**1190**




275010 (COARSE)

**STYLE: SPK**


COMBATS PROBLEMS ARISING IN STITCHING RUBBER, PLASTIC COATED OR LAMINATED MATERIALS . . . ROLLER FOOT IS SPECIALLY DESIGNED TO ELIMINATE SLIPPAGE.

FOR: 31, 44, 95, 96, 195K, 196K, 241, 245, 251, 281, 331K, 366K, 400W, 600W, 1300 CL. MACHINES.




ROLLER FOOT

50117 OR SCREW 208



FEED DOG




NEEDLE PLATE

**1192**

691 SCREW




# FOR 151W3 151K3 MACHINES



1208

224549  
PLATE


224549



208315  
FEEDER

1212

FOR 108W3



1214

FEEDER  
208315

208314 BINDER PLATE




224521 OUTSIDE



224522 INSIDE

Lifting and Vibrating  
Presser feet for binder  
for 151w3 and 151k3

# FOR 151W1, 151K1 MACHINES



1206

PLATE



224543

208570  
BED SLIDE PLATE (BACK)

1210



208536 FEEDER

## DON'T HESITATE TO CALL!

*Our staff will gladly assist you  
in finding the right attachment  
to fill your sewing needs.*

**TOLL FREE**


**1-800-251-5000**

**FAX**


**1-615-797-4716**

ALL RIGHTS RESERVED 1993

# FOR 108W, 108K CLASS MACHINES



259555  
BINDER THROAT PLATE



224707  
TAPE EDGE BINDER  
THROAT PLATE

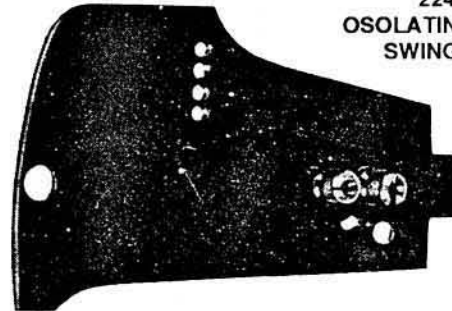
259858  
FEED DOG



224704  
FEED DOG



224738  
ISOLATING BINDER  
SWING BASE



509-22-1 TENSION BRACKET

259552 BINDER HEAD



509-22  
SWING ARM

BINDER HEAD

- 259552 - 9/16 ..... (3/16 OPENING)
- 259552 - 5/8 ..... (3/16 OPENING)
- 259552 - 3/4 ..... (3/16 OPENING)
- 259552 - 7/8 ..... (3/16 OPENING)
- 259552 - 1 ..... (3/16 OPENING)

- 259549 - 9/16 ..... (9/64 OPENING)
- 259549 - 5/8 ..... (9/64 OPENING)



224734  
LIFTING FOOT



224737  
VIBRATING FOOT



240703  
LIFTING PRESSER FOOT



224708  
VIBRATING  
PRESSER FOOT



259554  
LIFTING  
PRESSER FOOT



259556  
VIBRATING PRESSER FOOT

# FOR 153W, 153K CLASS MACHINES AND CONSEW 223 & 227

FOR 153W101,103,104

FOR CONVERSION TO A  
NEEDLE FEED MACHINE.

FOR 153W100



**240148**  
LIFTING PRESSER FOOT

**240149**  
VIBRATING FOOT

**240029**  
HINGED  
PRESSER  
FOOT FOR  
153W101,  
AND 103, 104.

**229882**  
HINGED PRESSER FOOT


**1218**

153W100 DOUBLE ROW

SINGLE ROW


**1220**

BINDER PLATE AND FEEDER




**240628**  
PLATE

**200577**  
SCREW



**240676**  
THROAT PLATE



**240664**  
PLATE


**1224**

153W100

**1225**

**1226**

**1227**



**240665**  
FEEDER



**240674 - 46**  
**240675 - 40**  
FEED DOG



**350149**  
SCREW

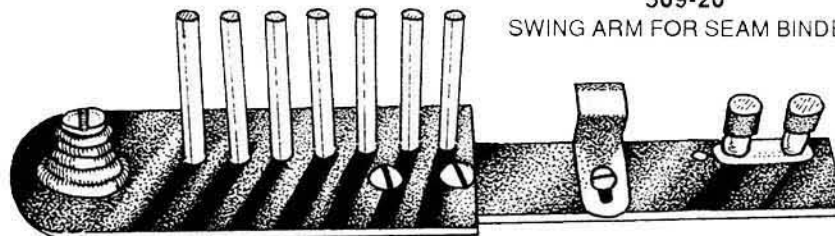

**240663**  
FEEDER



**221174**  
BOBBIN COVER SLIDE

## SEAM BINDER

PART NO.	CUT SIZE
259552 - 9/16	- 3/16 OPENING
259552 - 5/8	- 3/16 OPENING
259552 - 3/4	- 3/16 OPENING
259552 - 7/8	- 3/16 OPENING
259552 - 1	- 3/16 OPENING
259549 - 9/16	- 9/64 OPENING
259549 - 5/8	- 9/64 OPENING




**509-20**  
SWING ARM FOR SEAM BINDER

ALL RIGHTS RESERVED 1993


**FOR 107W, 107G, 140W, 143W, 143G, 307G, 457G CLASS ZIG ZAG MACHINES**

**1228**




210600 PLATE (241371)

**1230**



210599 PLATE WITH LACE GUIDE

**1232**




210518 FEEDER (14 TEETH)

**1234**

FOR 107W3, 143W3

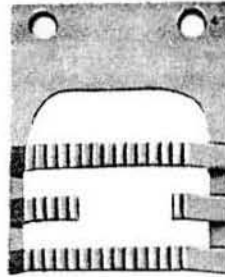
200577 THROAT PLATE SCREW



210774 PLATE

**1236**


200106 FEED DOG SCREW



210767 FEEDER

**1238**

FOR 107W3



210773

**1240**



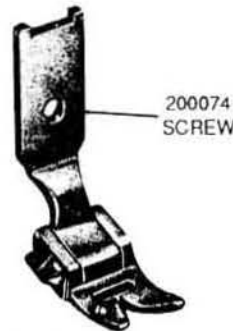
210569 HINGED FOOT

**1242**



241375 HINGED FOOT FOR STITCHING ON FINE LINGERIE

**1244**



210569CO CHAIN CUT - OFF FOOT

**1246**



210569B BINDER FOOT

FOR BINDING BLANKETS ON 107W15, 107G35, 235.

FOR STITCHING SWEATS TO CAPS AND CLOTH HATS ON 107W50 107G253



224485 THROAT PLATE



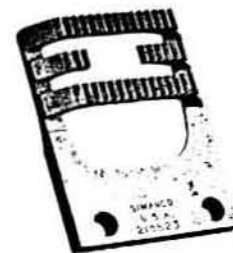
210516 FEED DOG



224479 PRESSER FOOT



210603 THROAT PLATE



210523 FEED DOG



242014 PRESSER FOOT

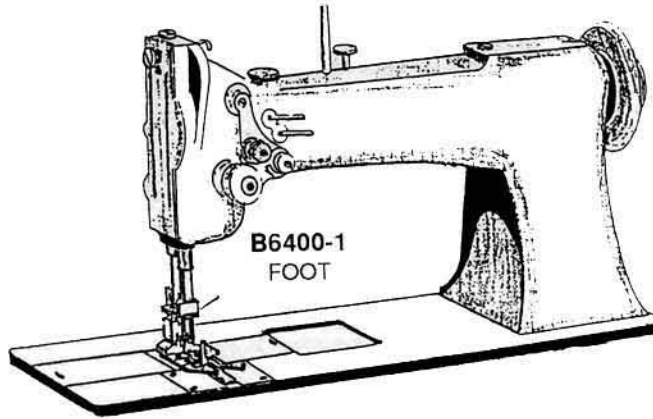


# 212-6000 DOUBLE HEMMING

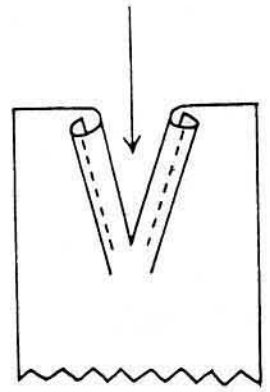
## FLAG CUTTING AND DOUBLE HEMMING



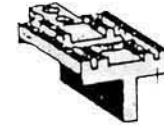
P/11B6400-4  
THROAT PLATE



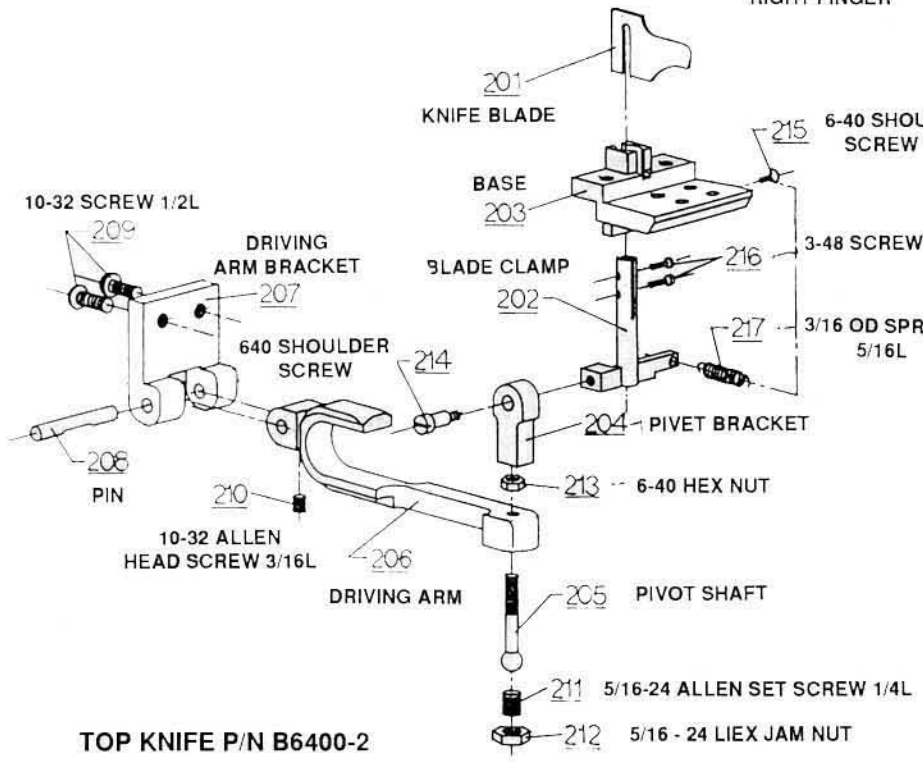
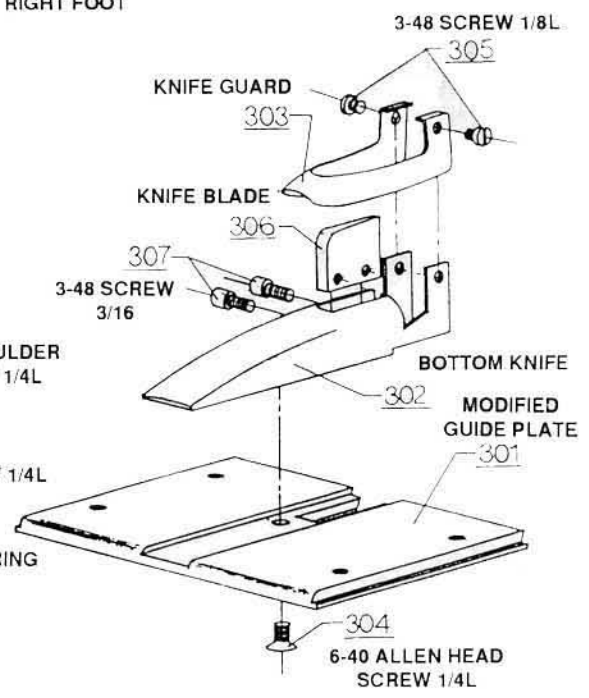
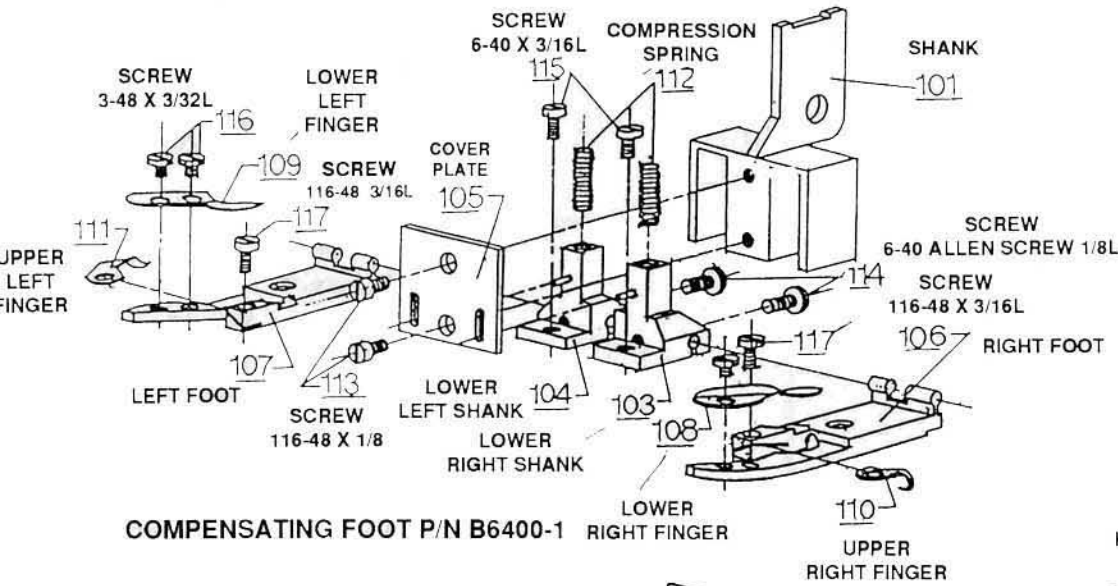
B6400-1  
FOOT



SLITS MATERIAL  
WHILE HEMMING



FEED DOG P/N  
B6400-5A (FLAG)  
B6400-5B (HANDKERCHIEF)



ALL RIGHTS RESERVED 1993

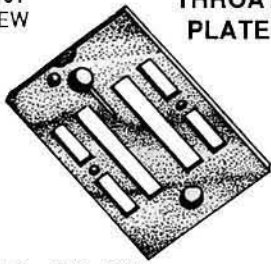


# 212 - "K" FITTINGS WITH KNIFE IN BACK

FOR: SINGER 212W140, 212W140, 212W145, CONSEW 332R, JUKI-1152, PFAFF - 142 - 442

200161  
SCREW


**THROAT  
PLATE**



236451K - 3/16 - 3/4  
236452 - 7/8  
236453 - 1  
236454K - 1-1/8  
236455K - 1-1/4  
236456K - 1-3/8  
236457K - 1-1/2

200106  
SCREW

**FEED  
DOG**




211698K - 3/16 - 3/4  
211699K - 7/8  
211700K - 1  
211701K - 1-1/8  
211702K - 1-1/4  
211703K - 1-3/8  
211704K - 1-1/2

**NEEDLE CLAMP WITH KNIFE**

200141  
NEEDLE SET  
SCREW


140239  
SCREW



212145-5  
KNIFE

223861K - 3/16 - 3/4  
223862K - 7/8  
223863K - 1  
223864K - 1-1/8  
223865K - 1-1/4  
223866K - 1-3/8  
223867K - 1-1/2


CUTTING 1/8 BEHIND NEEDLE



212145-5MB

**SOLID PRESSER FOOT**

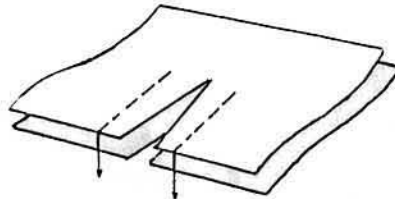
200074  
SCREW



6/40  
SCREW

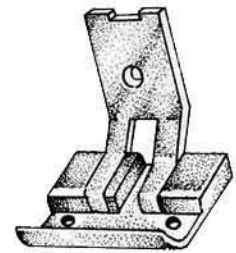
229001K - 3/16 - 3/4  
229002K - 7/8  
229003K - 1  
229004K - 1-1/8  
229005K - 1-1/4  
229006K - 1-7/8  
229007K - 1-1/2

TWO IN ONE OPERATION WITH SPECIAL KNIFE IN BACK OF NEEDLE. BOTH PLACKET SEAMS ARE SIMULTANEOUSLY SEWN WITH TWO NEEDLES ON SHIRT FRONT LINING ARE CUT BETWEEN SEAMS WITH NO DISTORTION OF SHIRT FRONT.



WHEN ORDERING, ADVISE MAKE AND STYLE NUMBER OF MACHINE AND GAUGE OF MACHINE.  
RE-ENFORCING LINING ARE CUT BETWEEN SEAMS.

**HINGE PRESSER FOOT**



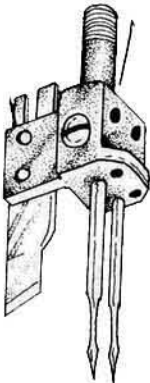
229101KH - 3/16 - 3/4  
229102KH - 7/8  
229103KH - 1  
229104KH - 1-1/8  
229105KH - 1-1/4  
229106KH - 1-3/8  
229107KH - 1-1/2

## FOR JUKI LH1152-4

**NEEDLE CLAMP WITH  
TOP KNIFE ADAPTER**

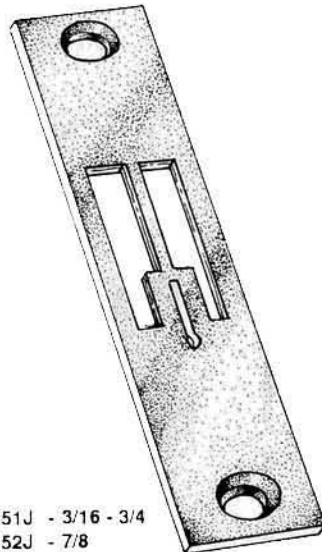
240239  
SCREW

200141  
NEEDLE SET SCREW



223861J - 3/16 - 3/4  
223862J - 7/8  
223863J - 1  
223864 - 1-1/8  
223865 - 1-1/4  
223866J - 1-3/8  
223867J - 1-1/2

**THROAT PLATE**



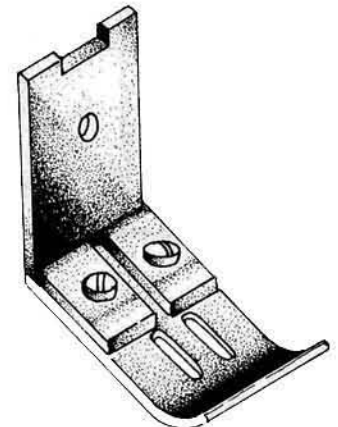
236451J - 3/16 - 3/4  
236452J - 7/8  
236453J - 1  
236454J - 1-1/8  
23655J - 1-1/4  
236456J - 1-3/8  
236457J - 1-1/2

**FEED DOG**



211698J - 3/16 - 3/4  
211699J - 7/8  
211700J - 1  
211701J - 1-1/8  
211702J - 1-1/4  
211703J - 1-3/8  
211704J - 1-1/2

**PRESSER FOOT**




229001J - 3/16 - 3/4  
229002J - 7/8  
229003J - 1  
229004J - 1-1/8  
229005J - 1-1/4  
229006J - 1-7/8  
229007J - 1-1/2

ALL RIGHTS RESERVED 1993

**FOR 112W115; 116, 140:212W140CL  
DOUBLE NEEDLE DROP FEED MACHINES**


**UNDERCUT THROAT PLATE**



200161 SCREW 691 SCREW

112UC 1/8 UNDERCUT THROAT PLATE 1/8"  
112UC 3/8 UNDERCUT THROAT PLATE 3/8"  
112UC 1/4 UNDERCUT THROAT PLATE 1/4"  
112UC 5/8 UNDERCUT THROAT PLATE 5/8"  
112UC 3/8 UNDERCUT THROAT PLATE 3/8"  
112UC 1/2 UNDERCUT THROAT PLATE 1/2"

**T AND EM NEEDLES  
THROAT PLATE**



200161 SCREW 691  
224059 1/16 THROAT PLATE 1/16"

200106 SCREW

**FEED DOG**

224058 1/16 FEED DOG 1/16"

**HINGE PRESSER FEET FOR 212W, 112W**

**CLOSED TOE HINGE FOOT**



224127 - 1/16  
224158 - 3/32 - 3/16  
223759 - 7/32 - 1-3/4

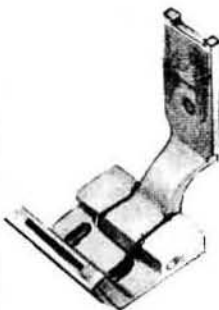
**OPEN TOE HINGE FOOT**



223799 - 1/8"  
223799 - 3/16  
224062 1/4"  
224062 - 8/32"  
224062 - 5/16"  
224080 - 3/8"  
224080 - 7/16"  
224082 - 1/2"  
224082 - 9/16"  
224084 - 5/8"  
223771 - 3/4"  
224133 - 7/8"  
224068 - 1"  
224086 - 1-1/8"  
224088 - 1-1/4"  
224088 - 1-3/8"  
224078 - 1-1/2"



224158P HINGE PRESSER FOOT WITH TUBE AND CENTER PLOW



224158T HINGE PRESSER FOOT WITH TUBE



200074 SCREW

3/16 - 1/4 - 5/16 - 3/8  
EXTRA LONG CHAIN OFF HINGE FOOT

267383-1  
(259634-1)

**DOUBLE EDGE GUIDE FOOT FOR 1/4" GAUGE**



200074 SCREW

224072 1/4" GAUGE

**SPRING GUIDE HINGED PRESSER FOOT**

248454 1/4 GAUGE SIZE 1/4"  
248454 3/16 GAUGE SIZE 3/16"

(1120)

201031 SCREW

248452 SPRING GUIDE

248453 BRACKET WITH STUD

201031 PRESSER FOOT SCREW

**CLOSED TOE ZIPPER FOOT**



200074 SCREW

259635 1/8 GAUGE SIZE 1/8"  
259635 3/16 GAUGE SIZE 3/16"  
259635 1/4 GAUGE SIZE 1/4"

**PLOW FOOT**



**EDGE GUIDE FOOT GUIDE ON LEFT (1124L)**

200074 SCREW

223773L 3/16  
223773L 1/4  
223773L 5/16

(1124)

200074 SCREW

223773 3/16 3/16" GAUGE SIZE  
223773 1/4 1/4" GAUGE SIZE  
223773 5/16 5/16" GAUGE SIZE

259635A 1/8 COUNTER TAPE FOOT



259635-CT COUNTER TAPE FOOT




**TOP STITCH FOOT (1122)**

200074 SCREW  
200172 FOOT SPRING GUIDE SCREW

Teflon base Gauge


224165 1/8 1/8"  
224165 3/16 3/16"  
224165 1/4 1/4"  
224165 5/16 5/16"  
224165 3/8 3/8"  
224165 1/2 1/2"



229541 SPRING

112PF 3/16 - 3/16" NEEDLE SPACE  
112PF 1/4 - 1/4" NEEDLE SPACE  
112PF 5/16 - 5/16" NEEDLE SPACE  
112PF 3/8 - 3/8" NEEDLE SPACE  
112PF 1/2 - 1/2" NEEDLE SPACE  
112PF 5/8 - 5/8" NEEDLE SPACE  
112PF 3/4 - 3/4" NEEDLE SPACE  
112PF 7/8 - 7/8" NEEDLE SPACE  
112PF 1 - 1" NEEDLE SPACE

226893 WIDE COMPENSATING PRESSER FOOT



226893N NARROW COMPENSATING PRESSER FOOT  
SPECIFY MACHINE CLASS WHEN ORDERING



226893L LEFT COMPENSATING EDGE GUIDE FOOT

226893R RIGHT COMPENSATING EDGE GUIDE FOOT



SPECIFY SIZE WHEN ORDERING

ALL RIGHTS RESERVED 1993

**COMPLETE GAUGE SETS FOR  
112W115, 116, 140, 212G140, 141;  
212W140 NEEDLE FEED MACHINES**

**AND 212A WITH UNDER TRIMMER  
COMPLETE GAUGE SETS FOR  
212G140, 141, 212W140:  
MITSUBISHI**

212W140 1/16	GAUGE SIZE 1/16"
212W140 3/32	GAUGE SIZE 3/32"
212W140 1/8	GAUGE SIZE 1/8"
212W140 5/32	GAUGE SIZE 5/32"
212W140 3/16	GAUGE SIZE 3/16"
212W140 7/32	GAUGE SIZE 7/32"
212W140 1/4	GAUGE SIZE 1/4"
212W140 9/32	GAUGE SIZE 9/32"
212W140 5/16	GAUGE SIZE 5/16"
212W140 11/32	GAUGE SIZE 11/32"
212W140 3/8	GAUGE SIZE 3/8"
212W140 7/16	GAUGE SIZE 7/16"
212W140 1/2	GAUGE SIZE 1/2"
212W140 9/16	GAUGE SIZE 9/16"
212W140 5/8	GAUGE SIZE 5/8"
212W140 3/4	GAUGE SIZE 3/4"
212W140 7/8	GAUGE SIZE 7/8"
212W140 1	GAUGE SIZE 1"
212W140 1-1/8	GAUGE SIZE 1-1/8"
212W140 1-1/4	GAUGE SIZE 1-1/4"
212W140 1-3/8	GAUGE SIZE 1-3/8"
212W140 1-1/2	GAUGE SIZE 1-1/2"
212W140 1-5/8	GAUGE SIZE 1-5/8"
212W140 1-3/4	GAUGE SIZE 1-3/4"

**PLATES AND FEEDERS**

FOR 112W115, 116, 140, 212G140, 141: 212W140 NEEDLE FEED MACHINE  
FOR 1/16" THRU 5/32" GAUGES



SPECIFY SIZE WHEN ORDERING  
**THROAT PLATE**


- 224030 1/16 THROAT PLATE 1/16" GAUGE
- 224030 3/32 THROAT PLATE 3/32" GAUGE
- 224030 1/8 THROAT PLATE 1/8" GAUGE
- 224030 5/32 THROAT PLATE 5/32" GAUGE



SPECIFY SIZE WHEN ORDERING  
**FEED DOG**

- 223637 1/16 FEED DOG 1/16" GAUGE
- 223637 3/32 FEED DOG 3/32" GAUGE
- 223637 1/8 FEED DOG 1/8" GAUGE
- 223637 5/32 FEED DOG 5/8" GAUGE

**FOR 3/16" THRU 3/4" GAUGES**



- 224031 3/16 THROAT PLATE 3/16" GAUGE
- 224031 7/32 THROAT PLATE 7/32" GAUGE
- 223884 1/4 THROAT PLATE 1/4" GAUGE
- 223884 9/32 THROAT PLATE 9/32" GAUGE
- 223884 5/16 THROAT PLATE 5/16" GAUGE
- 223884 11/32 THROAT PLATE 11/32" GAUGE
- 223884 3/8 THROAT PLATE 3/8" GAUGE
- 223884 7/16 THROAT PLATE 7/16" GAUGE
- 224033 1/2 THROAT PLATE 1/2" GAUGE
- 224033 9/16 THROAT PLATE 9/16" GAUGE
- 224033 5/8 THROAT PLATE 5/8" GAUGE
- 224033 3/4 THROAT PLATE 3/4" GAUGE




- 223639 3/16 FEED DOG 3/16" GAUGE
- 223639 7/32 FEED DOG 7/32" GAUGE
- 223628 1/4 FEED DOG 1/4" GAUGE
- 223628 9/32 FEED DOG 9/32" GAUGE
- 223628 5/16 FEED DOG 5/16" GAUGE
- 223628 11/32 FEED DOG 11/32" GAUGE
- 223628 3/8 FEED DOG 3/8" GAUGE
- 223632 7/16 FEED DOG 7/16" GAUGE
- 223632 1/2 FEED DOG 1/2" GAUGE
- 223632 9/16 FEED DOG 9/16" GAUGE
- 223632 5/8 FEED DOG 5/8" GAUGE
- 223632 3/4 FEED DOG 3/4" GAUGE

**COMPLETE GAUGE SETS FOR:  
112W115, 116, 140.**

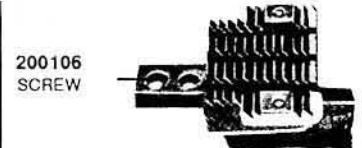
112W140 1/16	GAUGE SIZE 1/16"
112W140 3/32	GAUGE SIZE 3/32"
112W140 1/8	GAUGE SIZE 1/8"
112W140 5/32	GAUGE SIZE 5/32"
112W140 3/16	GAUGE SIZE 3/16"
112W140 7/32	GAUGE SIZE 7/32"
112W140 1/4	GAUGE SIZE 1/4"
112W140 9/32	GAUGE SIZE 9/32"
112W140 5/16	GAUGE SIZE 5/16"
112W140 11/32	GAUGE SIZE 11/32"
112W140 3/8	GAUGE SIZE 3/8"
112W140 7/16	GAUGE SIZE 7/16"
112W140 1/2	GAUGE SIZE 1/2"
112W140 9/16	GAUGE SIZE 9/16"
112W140 5/8	GAUGE SIZE 5/8"
112W140 3/4	GAUGE SIZE 3/4"
112W140 7/8	GAUGE SIZE 7/8"
112W140 1	GAUGE SIZE 1"
112W140 1-1/8	GAUGE SIZE 1-1/8"
112W140 1-1/4	GAUGE SIZE 1-1/4"
112W140 1-3/8	GAUGE SIZE 1-3/8"
112W140 1-1/2	GAUGE SIZE 1-1/2"
112W140 1-5/8	GAUGE SIZE 1-5/8"
112W140 1-3/4	GAUGE SIZE 1-3/4"

**FOR 13/16 THRU 1-3/4" GAUGES**



- 224029 13/16" THROAT PLATE 13/16" GAUGE
- 224029 7/8" THROAT PLATE 7/8" GAUGE
- 224029 1" THROAT PLATE 1" GAUGE
- 224029 1-1/8" THROAT PLATE 1-1/8" GAUGE
- 224029 1-1/4" THROAT PLATE 1-1/4" GAUGE
- 224029 1-3/8" THROAT PLATE 1-1/8" GAUGE
- 224029 1-1/2" THROAT PLATE 1-1/2" GAUGE
- 224029 1-5/8" THROAT PLATE 1-5/8" GAUGE
- 224029 1-3/4" THROAT PLATE 1-3/4" GAUGE

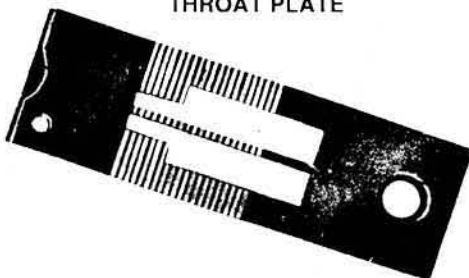
SPECIFY SIZE WHEN ORDERING



- 224013 13/16" FEED DOG 13/16" GAUGE
- 224013 7/8" FEED DOG 7/8" GAUGE
- 224013 1" FEED DOG 1" GAUGE
- 224013 1-1/8" FEED DOG 1-1/8" GAUGE
- 224013 1-1/4" FEED DOG 1-1/4" GAUGE
- 224013 1-3/8" FEED DOG 1-3/8" GAUGE
- 224013 1-1/2" FEED DOG 1-1/2" GAUGE
- 224013 1-5/8" FEED DOG 1-5/8" GAUGE
- 224013 1-3/4" FEED DOG 1-3/4" GAUGE


SPECIFY SIZE WHEN ORDERING

**THROAT PLATE FOR  
212G440 AND UNDER  
BED THREAD TRIMMER  
THROAT PLATE**



- 503721 1/16 GAUGE SIZE 1/16"
- 503721 3/32 GAUGE SIZE 3/32"
- 503721 1/8 GAUGE SIZE 1/8"
- 503721 5/32 GAUGE SIZE 5/32"
- 503721 3/16 GAUGE SIZE 3/16"
- 503721 7/32 GAUGE SIZE 7/32"
- 503721 1/4 GAUGE SIZE 1/4"
- 503721 9/32 GAUGE SIZE 9/32"
- 503721 5/16 GAUGE SIZE 5/16"
- 503721 11/32 GAUGE SIZE 11/32"
- 503721 3/8 GAUGE SIZE 3/8"
- 503721 7/16 GAUGE SIZE 7/16"
- 503721 1/2 GAUGE SIZE 1/2"
- 503721 9/16 GAUGE SIZE 9/16"
- 503721 5/8 GAUGE SIZE 5/8"
- 503721 3/4 GAUGE SIZE 3/4"
- 503721 7/8 GAUGE SIZE 7/8"
- 503721 1 GAUGE SIZE 1"
- 503721 1-1/8 GAUGE SIZE 1-1/8"
- 503721 1-1/4 GAUGE SIZE 1-1/4"
- 503721 1-3/8 GAUGE SIZE 1-3/8"
- 503721 1-1/2 GAUGE SIZE 1-1/2"
- 503721 1-5/8 GAUGE SIZE 1-5/8"
- 503721 1-3/4 GAUGE SIZE 1-3/4"

**CLAMPS FOR 112W**



- 26729 - 1/32 - 3/16
- 267270 - 1/2 - 1-3/16
- 267271 - 7/8 - 1-3/4

**CLAMPS FPR 212W**



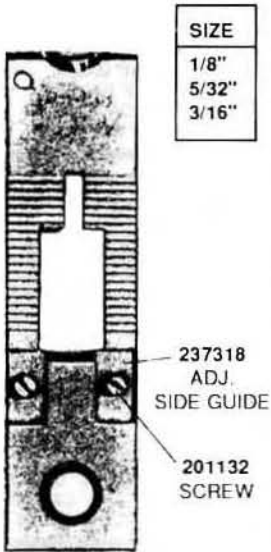
- 236650-1/32 - 1/16
- 223828 - 3/32 - 7/16
- 223863 1/2 - 1-3/16
- 223864 - 7/8 - 1-3/4

ALL RIGHTS RESERVED 1993

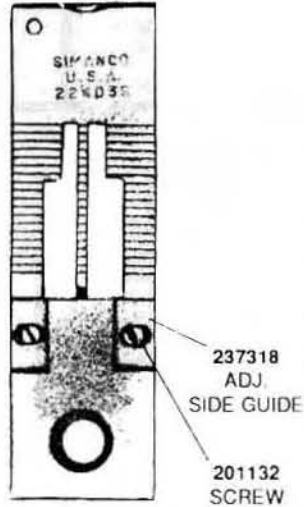


# ADJUSTABLE THROAT PLATES FOR STRIPPERS FOR 112 & 212W, JUKI, CONSEW, DURKOFF, BROTHER

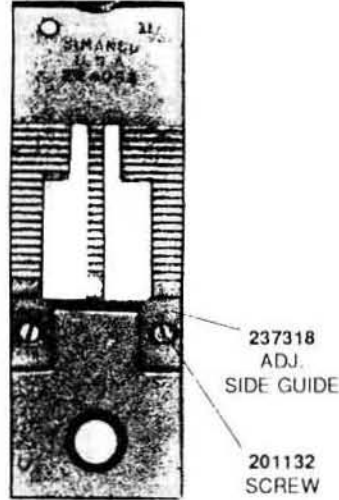
224038  
THROAT PLATE



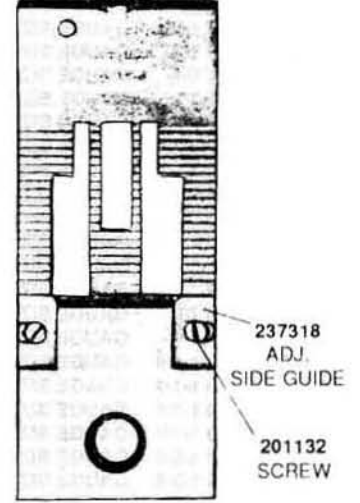
224039-3/16  
THROAT PLATE



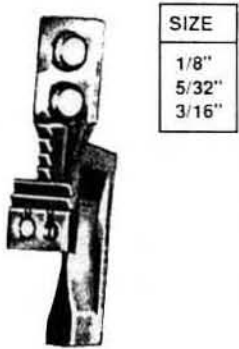
224053 - 1/4  
THROAT PLATE



224054 7/16 - 27/32  
THROAT PLATE



224014  
FEED DOG




224015 - 3/16  
FEED DOG



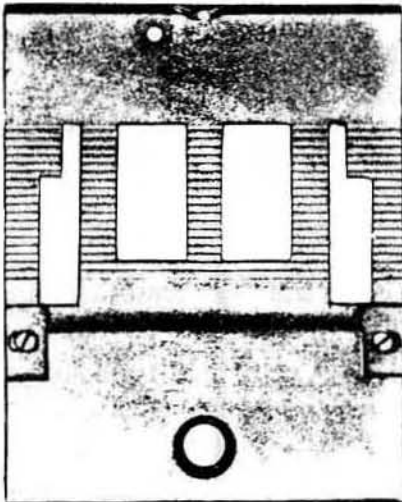
224029 - 1/4  
FEED DOG



224010 - 7/16 - 27/32  
FEED DOG



224056 - 7/8 - 1-1/2  
THROAT PLATE



224055 - 7/8 - 1-1/2  
FEED DOG



237318  
ADJUSTABLE  
SIDE GUIDE



201132  
SCREW



ALL RIGHTS RESERVED 1993

# FOR 112W, 212W, 212G CLASS MACHINES

## FLIP-UP DOUBLE NEEDLE CLAMP

A FLIP OF THE SPRING STUD IS ALL THAT IS REQUIRED. EXCELLENT FOR CORNERING AND SEWING ANGLES.

**1126**

A VERY PRACTICAL ATTACHMENT FOR DISENGAGING AND ENGAGING EITHER NEEDLE.

### GAUGE

1/8"  
3/16"  
1/4"  
5/16"  
3/8"  
1/2"



1126-A  
SLEEVE



1126-B  
NEEDLE BARREL



1126-C  
SPRING



1126-D  
SET SCREW

## CHAIN OFF FITTINGS FOR 112 & 212W



267379  
THROAT PLATE

### GAUGE

1/4"  
5/16"  
3/8"  
7/16"  
1/2"



267381  
FEED DOG



267379-1  
THROAT PLATE

### GAUGE

1/4"  
5/16"  
3/8"  
1/2"



267381-1  
FEED DOG

## ADJUSTABLE STRIPPER PLATE FOR 112 & 212 W



237318  
SCREW

201132D  
SCREW

### THROAT PLATE

224038  
224039  
224053  
224054  
224056

### FEED DOG



15 = 1

224014-46  
224015-50  
224009-46  
224010-50  
224011-46  
224055-46

# COMPLETE GAUGE SETS FOR 112W120, 121, 145, 146; 212W145, 146; 212G145, 146 DROP FEED MACHINES.

SPECIFY MACHINE CLASS WHEN ORDERING


HINGED FEET FOR 112W145; 212W145, ETC. (DROP FEED MACHINES)

COMPLETE GAUGE SETS FOR 112W120, 121, 145, 146; (WITH PIN TYPE NEEDLE CLAMP)

COMPLETE GAUGE SETS FOR 212G145, 146; 212W145, 146; (WITH SCREW TYPE NEEDLE CLAMP)



NEEDLE CLAMP  
121, 145, 146;  
(WITH PIN TYPE  
NEEDLE CLAMP)



NEEDLE CLAMP  
212G 145, 146;  
212W145, 146;  
(WITH SCREW TYPE  
NEEDLE CLAMP)



- 112W145-1/32"
- 112W145-1/16"
- 112W145-3/32"
- 112W145-1/8"
- 112W145-5/32"
- 112W145-3/16"
- 112W145-7/32"
- 112W145-1/4"
- 112W145-9/32"
- 112W145-5/16"
- 112W145-11/32"
- 112W145-3/8"
- 112W145-7/16"
- 112W145-1/2"
- 112W145-9/16"
- 112W145-5/8"
- 112W145-3/4"
- 112W145-7/8"
- 112W145-1"
- 112W145-1-1/8"
- 112W145-1-1/4"
- 112W145-1-3/8"
- 112W145-1-1/2"
- 112W145-1-5/8"
- 112W145-1-3/4"

- 212W145-1/32"
- 212W145-1/16"
- 212W145-3/32"
- 212W145-1/8"
- 212W145-5/32"
- 212W145-3/16"
- 212W145-7/32"
- 212W145-1/4"
- 212W145-9/32"
- 212W145-5/16"
- 212W145-11/32"
- 212W145-3/8"
- 212W145-7/16"
- 212W145-1/2"
- 212W145-9/16"
- 212W145-5/8"
- 212W145-3/4"
- 212W145-7/8"
- 212W145-1"
- 212W145-1-1/8"
- 212W145-1-1/4"
- 212W145-1-3/8"
- 212W145-1-1/2"
- 212W145-1-5/8"
- 212W145-1-3/4"

- 229129-1/32" HINGED PRESSER FOOT 1/32"
- 229129-1/16" HINGED PRESSER FOOT 1/16"
- 229163-3/32" HINGED PRESSER FOOT 3/32"
- 229094-1/8" HINGED PRESSER FOOT 1/8"
- 229094-5/32" HINGED PRESSER FOOT 5/32"
- 229094-3/16" HINGED PRESSER FOOT 3/16"
- 229096-7/32" HINGED PRESSER FOOT 7/32"
- 229096-1/4" HINGED PRESSER FOOT 1/4"
- 229096-9/32" HINGED PRESSER FOOT 9/32"
- 229096-5/16" HINGED PRESSER FOOT 5/16"
- 229096-11/32" HINGED PRESSER FOOT 11/32"
- 229096-3/8" HINGED PRESSER FOOT 3/8"
- 229096-7/16" HINGED PRESSER FOOT 7/16"
- 229139-1/2" HINGED PRESSER FOOT 1/2"
- 229141-9/16" HINGED PRESSER FOOT 9/16"
- 229141-5/8" HINGED PRESSER FOOT 5/8"
- 229141-3/4" HINGED PRESSER FOOT 3/4"
- 229145-7/8" HINGED PRESSER FOOT 7/8"
- 229147-1" HINGED PRESSER FOOT 1"
- 229149-1-1/8" HINGED PRESSER FOOT 1-1/8"
- 229153-1-1/4" HINGED PRESSER FOOT 1-1/4"
- 229153-1-3/8" HINGED PRESSER FOOT 1-3/8"
- 229153-1-1/2" HINGED PRESSER FOOT 1-1/2"
- 229153-1-5/8" HINGED PRESSER FOOT 1-5/8"
- 229153-1-3/4" HINGED PRESSER FOOT 1-3/4"

FOR 112W

- 236650-1/32"
- 236650-1/16"
- 223878-3/32"
- 223878-1/8"
- 223878-5/32"
- 223878-3/16"
- 223878-7/32"
- 223878-1/4"
- 223878-9/32"
- 223878-5/16"
- 223878-11/32"
- 223878-3/8"
- 223878-7/16"
- 223863-1/2"
- 223863-9/16"
- 223863-5/8"
- 223863-3/4"
- 223864-7/8"
- 223864-1"
- 223864-1-1/8"
- 223864-1-1/4"
- 223864-1-3/8"
- 223864-1-1/2"
- 223864-1-5/8"
- 223864-1-3/4"

FOR 212W

- 267268-1/32"
- 267268-1/16"
- 267269-3/32"
- 267269-1/8"
- 267269-5/32"
- 267269-3/16"
- 267269-7/32"
- 267269-1/4"
- 267269-9/32"
- 267269-5/16"
- 267269-11/32"
- 267269-3/8"
- 267269-7/16"
- 267270-1/2"
- 267270-9/16"
- 267270-5/8"
- 267270-3/4"
- 267271-7/8"
- 267271-1"
- 267271-1-1/8"
- 267271-1-1/4"
- 267271-1-3/8"
- 267271-1-1/2"
- 267271-1-5/8"
- 267271-1-3/4"

SPECIFY SIZE WHEN ORDERING


ALSO AVAILABLE  
200141 NEEDLE SET SCREW  
201030 NEEDLE CLAMP HOLDING SCREW

STANDARD TYPE THROAT PLATES

STANDARD TYPE FEED DOGS

BOX TYPE THROAT PLATES

BOX TYPE FEED DOGS



- 236427-7/16"
- 236427-1/2"
- 236430-9/16"
- 236430-5/8"
- 236436-3/4"
- 236436-7/8"
- 236444-1"
- 236444-1-1/8"
- 236450-1-1/4"
- 236454-1-3/8"
- 236454-1-1/2"
- 236454-1-5/8"
- 236454-1-3/4"

- 211669-7/16"
- 211669-1/2"
- 211674-9/16"
- 211674-5/8"
- 211685-3/4"
- 211685-7/8"
- 211693-1"
- 211693-1-1/8"
- 211698-1-1/4"
- 236452-1-3/8"
- 236452-1-1/2"
- 236452-1-5/8"
- 236452-1-3/4"

- 236405-3/32"  
(NEEDLE SIZE 14, 15)
- 236406-3/32"  
(NEEDLE SIZE 16, 18)
- 236405-1/8"  
(NEEDLE SIZE 14, 15)
- 236406-1/8"  
(NEEDLE SIZE 16, 18)
- 236405-5/32"
- 236409-3/16"
- 236409-7/32"
- 236413-1/4"
- 236421-9/32"
- 236421-5/16"
- 236425-11/32"
- 236425-3/8"

- 236403-3/32"
- 236403-1/8"
- 211298-1/8"  
(COARSE)
- 236403-5/32"
- 236411-3/16"
- 236411-7/32"
- 236411-1/4"
- 236419-9/32"
- 236419-5/16"
- 236423-11/32"
- 236423-3/8"

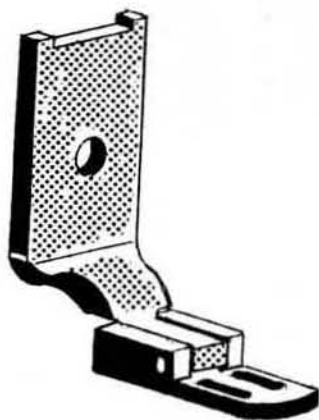
SPECIFY SIZE WHEN ORDERING

SPECIFY SIZE WHEN ORDERING

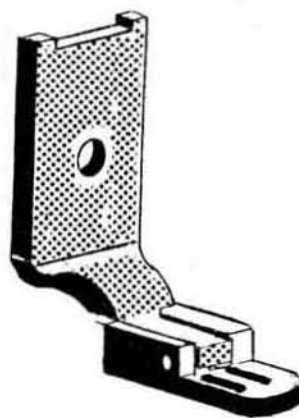
ALL RIGHTS RESERVED 1993

# PRECISION MADE PRESSER FEET FOR 112 & 212W

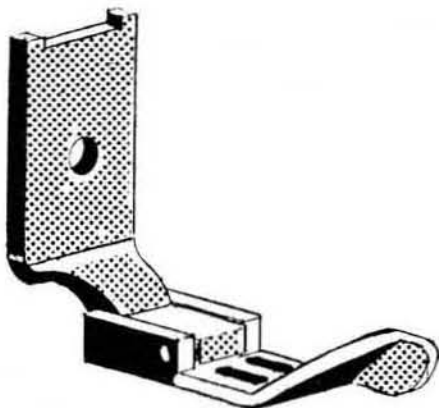
JUKI, CONSEW, BROTHER



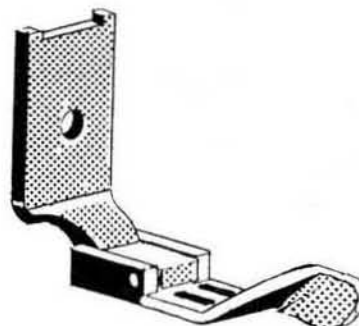
**210W**  
ZIPPER FOOT  
3/16 - 1/4 GAUGE



**20U**  
RUF WELL FOOT  
3/16 - 1/4 GAUGE



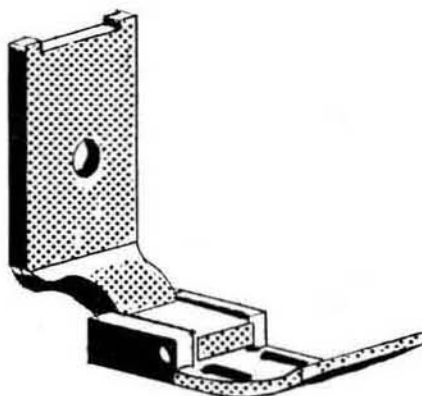
**2413HAK**  
ZIPPER FOOT WITH EDGE GUIDE  
3/16 - 1/4 GAUGE



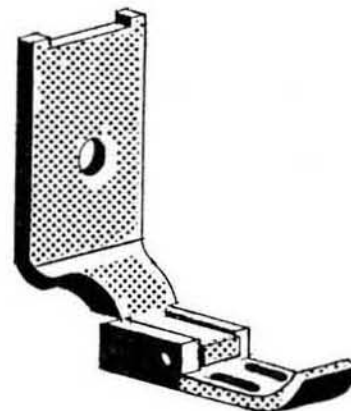
**2413 HAKX**  
ZIPPER FOOT WITH EXTRA LONG EDGE GUIDE



**2426 US**  
NARROW ZIPPER  
FOOT FOR U.S.



**2424 OF FT**  
WHITE POCKET FOOT  
3/16 - 1/4 GAUGE




**2425**  
NARROW ZIPPER SEWING FOOT  
3/16 - 1/4 GAUGE

ALL RIGHTS RESERVED 1993

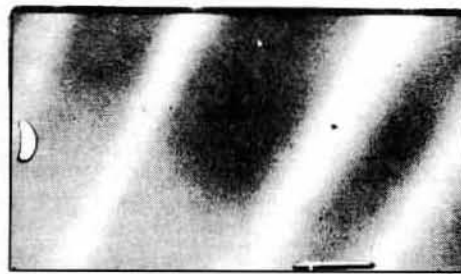


# FRONT SLIDE : LEFT AND RIGHT BOBBIN COVER


112W, 212W, 212G CL.




**223852**  
RIGHT BOBBIN COVER



**223853**  
LEFT BOBBIN COVER

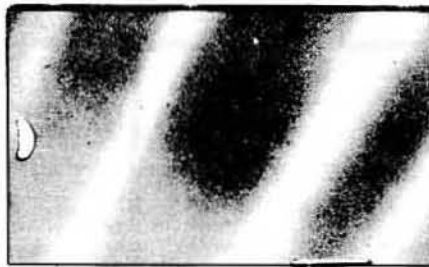


**224144**  
FRONT ATTACHMENT SLIDE PLATE




**224144-UC**  
FRONT SLIDE PLATE UNDERCUT FOR STRIPPERS

## SLIDE PLATE FOR MACHINE WITH UNDER TRIMMING



**514056**  
LEFT BOBBIN COVER SLIDE PLATE



**514057**  
SLIDE PLATE (212G440)  
RIGHT BOBBIN COVER SLIDE PLATE

**200473**  
SCREW



**210911** FACE PLATE

**202248**  
WASHER



**224002**  
ARM CAP (TOP COVER)

**200278**  
SCREW



**248436** NEEDLE BAR ROCK FRAME (112W140)




**223686** NEEDLE BAR 112W115



**267267** NEEDLE BAR FOR 212W, 212G



**267239** HINGE STUD  
(WITHOUT 267240 OIL WICK (212W))



**208566** PRESSER BAR

**200074**  
SCREW



**207965** PRESSER BAR SPRING (FLAT)



**200502**  
ARM SHAFT OIL PACKING THUMB SCREW



**267251** PRESSER BAR SPRING (212W)

ALL RIGHTS RESERVED 1993

# FOR 112W139 MACHINES

## 112W AND 212W139 LIFTING AND VIBRATING PRESSER FEET



### GAUGES

- 1/8
- 3/16
- 1/4
- 5/16



237187

VIBRATING PRESSER FOOT

237178

LIFTING PRESSER FOOT

237179  
LIFTING PRESSER  
FOOT



### GAUGES


- 3/8
- 7/16
- 1/2
- 9/16
- 5/8
- 11/16
- 3/4

237188  
VIBRATING  
PRESSER FOOT



### GAUGES

- 7/8
- 1
- 1-1/16
- 1-1/8
- 1-3/16
- 1-1/4
- 1-5/16
- 1-3/8
- 1-7/16
- 1-1/2
- 1-5/8
- 1-3/4
- 1-7/8
- 2
- 2-1/4
- 2-1/2



237189

VIBRATING  
PRESSER FOOT


237180  
LIFTING PRESSER  
FOOT

## THROAT PLATE



- 224030 1/8
- 224031 3/16
- 224031 7/32
- 223884 1/4
- 223884 9/32
- 223884 5/16
- 223884 11/32
- 223884 3/8
- 224033 7/16
- 224033 1/2
- 224033 9/16
- 224033 5/8
- 224033 3/4
- 224029 7/8
- 224029 1
- 224029 1-1/8
- 224029 1-1/4
- 224029 1-3/8
- 224029 1-1/2
- 224029 1-5/8
- 224029 1-3/4

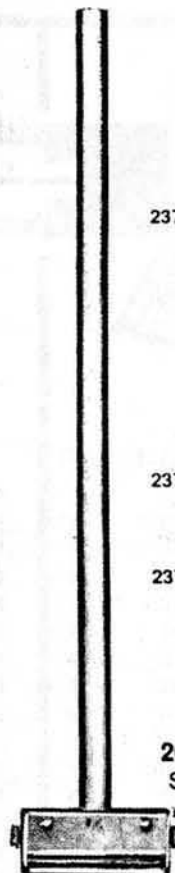
## FEED DOG



200106  
SCREW

- 223637 1/8
- 223639 3/16
- 223639 7/32
- 223628 1/4
- 223928 9/32
- 223628 5/16
- 223628 11/32
- 223628 3/8
- 223632 7/16
- 223632 1/2
- 223632 9/16
- 223632 5/8
- 223632 3/4
- 224013 7/8
- 224013 1
- 224013 1-1/8
- 224013 1-1/4
- 224013 1-3/8
- 224013 1-1/2
- 224013 1-5/8
- 224013 1-3/4

## NEEDLE BAR AND HOLDER ASSEMBLY (FOR 112W139)



- 237181 1/8
- 3/16
- 1/4
- 9/32
- 5/16
- 3/8
- 7/16
- 1/2
- 9/16
- 5/8
- 237182 3/4
- 7/8
- 1
- 237183 1-1/8
- 1-1/4
- 1-3/8
- 1-1/2
- 1-5/8
- 1-3/4

200141F  
SCREW

# FOR CONSEW 339 MACHINES & JUKI LUH-521



CJ-237187-5/16" INSIDE PRESSER FOOT  
CJ-237187-3/8" INSIDE PRESSER FOOT  
CJ-237187-1/2" INSIDE PRESSER FOOT



CJ-237178-5/16" OUTSIDE PRESSER FOOT  
CJ-237179-3/8" OUTSIDE PRESSER FOOT  
CJ-237179-1/2" OUTSIDE PRESSER FOOT

FOR: SINGER 212 U 539  
SINGER 112W139 (ALSO USED ON JUKI;  
LUH521 AND CONSEW 339)



CJ-237187-1/8" INSIDE PRESSER FOOT  
CJ-237187-3/16" INSIDE PRESSER FOOT  
CJ-237187-1/4" INSIDE PRESSER FOOT

CJ-237178-1/8" OUTSIDE PRESSER FOOT  
CJ-237178-3/16" OUTSIDE PRESSER FOOT  
CJ-237178-1/4" OUTSIDE PRESSER FOOT




CJ-237179-3/4"  
OUTSIDE PRESSER FOOT

USED WITH 503721 THROAT PLATE  
AND REGULAR 112W FEED DOGS.  
**PLEASE NOTE:**  
(WHEN USING ON SINGER MACHINES,  
PLEASE TURN PRESSER BAR 180 DEGREES  
IN ORDER TO FIT INTO SHANK.)

ALL RIGHTS RESERVED 1993

# PARTS FOR JUKI LH-512, 515 TWO NEEDLE, NEEDLE FEED LOCKSTITCH MACHINES

RECOMMENDED NEEDLES: 135x7 (1901)



## HINGED PRESSER FOOT

B-1524-512-AAD	3/32"
B-1524-512-BAD	1/8"
B-1524-512-CAD	5/32"
B-1524-512-DAD	3/16"
B-1524-512-EAD	7/32"
B-1524-512-FAD	1/4"
B-1524-512-GAD	9/32"
B-1524-512-HAD	5/16"
B-1524-512-KAD	3/8"
B-1524-512-LAD	1/2"
B-1524-512-MAD	5/8"
B-1524-512-NAD	3/4"
B-1524-512-PAD	7/8"
B-1524-512-QAD	1"
B-1524-512-RAD	1-1/8"
B-1524-512-SAD	1-1/4"
B-1524-512-TAD	1-3/8"
B-1524-512-UAD	1-1/2"

## THROAT PLATE

B-1109-512-A00	3/32"
B-1109-512-B00A	1/8"
B-1524-512-C00	5/32"
B-1109-512-D00	3/16"
B-1109-512-E00	7/32"
B-1109-512-F00	1/4"
B-1109-512-G00	9/32"
B-1109-512-H00	5/16"
B-1109-512-K00	3/8"
B-1109-512-L00	1/2"
B-1109-512-M00	5/8"
B-1109-512-N00	3/4"
B-1109-512-P00	7/8"
B-1109-512-Q00	1"
B-1109-512-R00	1-1/8"
B-1109-512-S00	1-1/4"
B-1109-512-T00	1-3/8"
B-1109-512-U00	1-1/2"



## FEED DOG


B-1613-512-A00	3/32"
B-1613-512-B0B	1/8"
B-1613-512-C00	5/32"
B-1613-512-D00	3/16"
B-1613-512-E00	7/32"
B-1613-512-F00	1/4"
B-1613-512-G00	9/32"
B-1613-512-H00	5/16"
B-1613-512-K00	3/8"
B-1613-512-L00	1/2"
B-1613-512-M00	5/8"
B-1613-512-N00	3/4"
B-1613-512-P00	7/8"
B-1613-512-Q00	1"
B-1613-512-R00	1-1/8"
B-1613-512-S00	1-1/4"
B-1613-512-T00	1-3/8"
B-1613-512-U00	1-1/2"



## NEEDLE CLAMP

B-1402-051-AA0	3/32"
B-1402-051-BA0	1/8"
B-1402-051-CA0	5/32"
B-1402-051-DA0	3/16"
B-1402-051-EA0	7/32"
B-1613-512-FA0	1/4"
B-1402-051-GA0	9/32"
B-1402-051-HA0	5/16"
B-1402-051-KA0	3/8"
B-1402-051-LA0	1/2"
B-1402-051-MA0	5/8"
B-1402-051-NA0	3/4"
B-1402-051-PA0	7/8"
B-1402-051-QA0	1"
B-1402-051-RA0	1-1/8"
B-1402-051-SA0	1-1/4"
B-1402-051-TA0	1-3/8"
B-1402-051-UA0	1-1/2"

JUKI 1152  
THROAT PLATE  
10132603 1/4"  
10132504 3/16"



## FOR CONSEW 339 MACHINES & JUKI LUH-521

FOR: SINGER 212U539




# B-1401-051-000 Needle Bar for LH-512, 515



# B-1501 - 581-000 Presser Bar for LH-512, 515

NEEDLE 1/8"  
SPACE 3/16"  
SIZES 1/4"  
5/16"  
3/8"



FLIP-UP DOUBLE  
NEEDLE CLAMP

1126-339  
OR  
LUH521



101831	1/8	Lifting Presser Foot
102831	1/8	Vibrating Presser Foot
101833	3/16	Lifting Presser Foot
102833	3/16	Vibrating Presser Foot
101851	1/4	Lifting Presser Foot
102851	1/4	Vibrating Presser Foot
101865	5/16	Lifting Presser Foot
102865	5/16	Vibrating Presser Foot
101873	3/8	Lifting Presser Foot
102873	3/8	Vibrating Presser Foot
101891	1/2	Lifting Presser Foot
102891	1/2	Vibrating Presser Foot
101923	3/4	Lifting Presser Foot
102923	3/4	Vibrating Presser Foot

ALL RIGHTS RESERVED 1993

# PARTS FOR UNION SPECIAL 62200 CLASS

RECOMMENDED NEEDLES : 180G  
12 GAUGE (3/16) TWO NEEDLE COMPOUND MACHINES




22726L  
PRESSER FOOT  
SCREW



SPRING GUIDE HINGED PRESSER FOOT

62220G-12 3/16" GAUGE  
62220G-16 1/4" GAUGE



62228-12 THROAT PLATE, 3/16" GAUGE  
62228-16 THROAT PLATE, 1/4" GAUGE



62205F-12 FEED DOG, 3/16" GAUGE  
62205F-16 FEED DOG, 1/4" GAUGE

62220D-12 PRESSER FOOT, 3/16" GAUGE  
62220D-16 PRESSER FOOT, 1/4" GAUGE

## NEEDLE CLAMP



62217A NEEDLE BAR



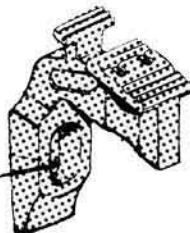
22798B

62271K

62218A-12 CLAMP, 3/16" GAUGE  
62218A-16 CLAMP, 1/4" GAUGE

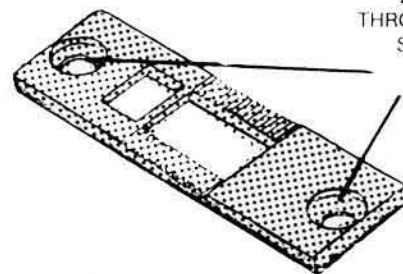
## CHAIN OFF PARTS FOR U.S. 62200

62205-C  
FEED DOG



9663  
SCREW, FEED DOG

62228-C  
THROAT PLATE



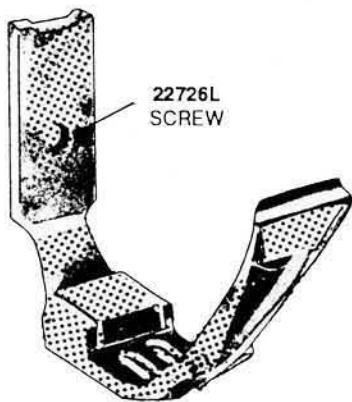
22569F  
THROAT PLATE  
SCREW

62200-C-2 FEED DOG, 3/16" GAUGE  
62200-C-3 FEED DOG, 1/4" GAUGE

6200-C-4 3/16" GAUGE  
62200-C-5 1/4" GAUGE

## STRIPPER FOOT

62200-1



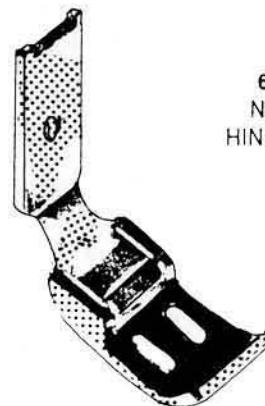
22726L  
SCREW

NEEDLE SPACE
1/8
3/16
1/4

BIAS SIZE CUT
1/2
3/4
7/8

BIAS FINISH
1/4
3/8
7/16

SPECIFY SIZE WHEN ORDERING



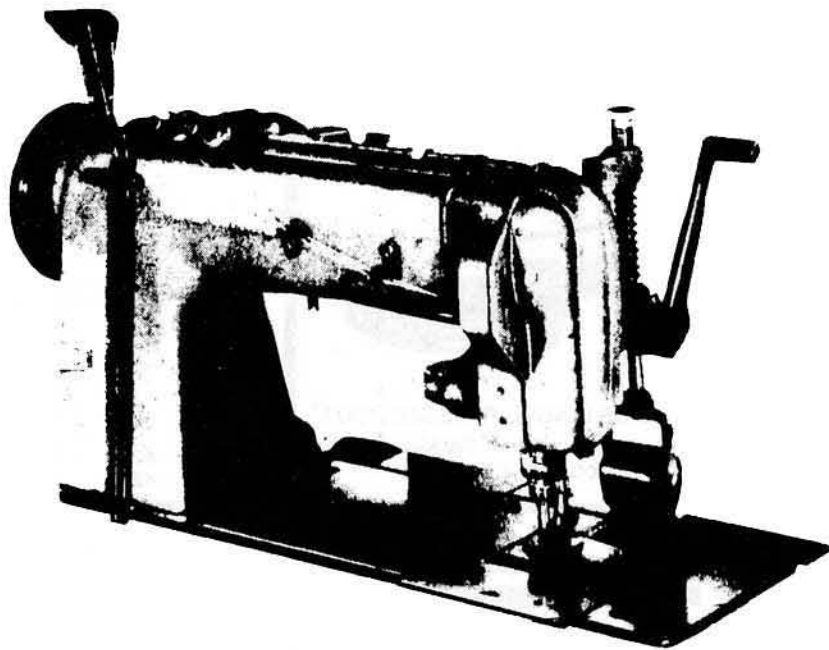
62220-C  
NARROW  
HINGED FEET

62200-C-6 3/16" GAUGE  
62200-C-7 1/4" GAUGE

ALL RIGHTS RESERVED 1993




# 300W6200 LEFT HANDED MACHINE



# 300W 6201 DOUBLE HEADER SEWING

SPEED UP TO 3,000 R.P.M.

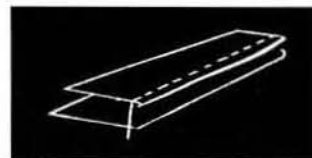


ALL RIGHTS RESERVED 1993

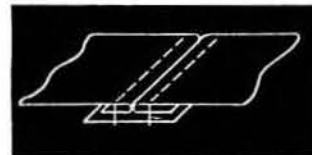
# 300W 6150 HEEL SEAMING AND TAPING IN ONE OPERATION

ON 300W, 262, 253, 552 AND U.S. MACHINE


*INCREASE YOUR PRODUCTION  
WITH OUR HEEL SEAMING UNIT!*



1ST OPERATION



2ND OPERATION



**HEEL SEAMING AND TOP TAPING UNIT FOR CANVAS AND  
FABRIC FOOTWEAR.**


**OPERATOR MERELY POSITIONS AND GUIDES THE TWO PLYS  
BETWEEN THE SPLITTING GUIDE AND INTO THE REAR MACHINE.  
AUTOMATICALLY FEEDS EACH SUCCEEDING PIECE THROUGH  
THE ATTACHMENT, PRODUCING 3500 PAIRS OF SHOES PER  
EIGHT HOUR DAY. SPLITTING AND GUIDING ATTACHMENT  
REQUIRES LITTLE OR NO ADJUSTMENT TO ACCOMODATE  
VARYING THICKNESSES.**

ALL RIGHTS RESERVED 1993

# 320W121, 221, 421, AND 320W194 20" ARM MACHINE

320W121 SINGLE NEEDLE MACHINE  
320W221 DOUBLE NEEDLE MACHINE  
320W421 FOUR NEEDLE MACHINE  
320W194 NEEDLE FEED WALKING FOOT MACHINE


SPEED UP TO 36000 RPM. DEPENDING  
ON MATERIAL USED.




MACHINE CAN BE SUPPLIED WITH CLUTCH ACTIVATED PULLER FEED

## 300W 10" ARM MACHINES

MAXIMUM SPEED 4500RPM



300W104 MACHINE



300W201 MACHINE

MACHINES CAN BE SUPPLIED WITH GEAR OR CLUTCH PULLER FEED

ALL RIGHTS RESERVED 1993

# PARTS FOR SINGER 300W, 302W, 320W

RECOMMENDED NEEDLES: 62 X 57 (3260); 62 X 59 (4112)

## FOR SINGLE NEEDLE MACHINES

FOR: SINGER, U.S., JUKI, CONSEW



268617 (268613)  
PRESSER FOOT  
SPRING HINGE COMPLETE



268614  
THROAT PLATE



268619  
FEED DOG  
COMPLETE  
WITH 268318  
LOOP DEFLECTOR



268638 (268620)  
SPREADER



268602  
LOOPER HOLDER

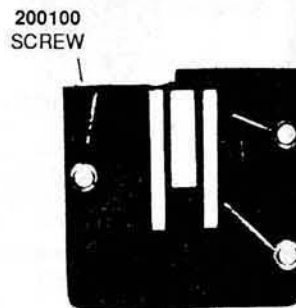
FOR SINGER 300W103, 104, 124, 194, 195; 320W194, U.S., JUKI, CONSEW




267632  
LIFTING (OUTSIDE)  
PRESSER FOOT, WIDE



267659  
VIBRATING (INSIDE)  
PRESSER FOOT WIDE

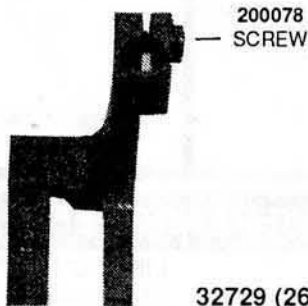


267663  
THROAT PLATE



267664  
FEED DOG


ADJUSTABLE WELT FEET FOR 300W103, 104, 124, 194, 195



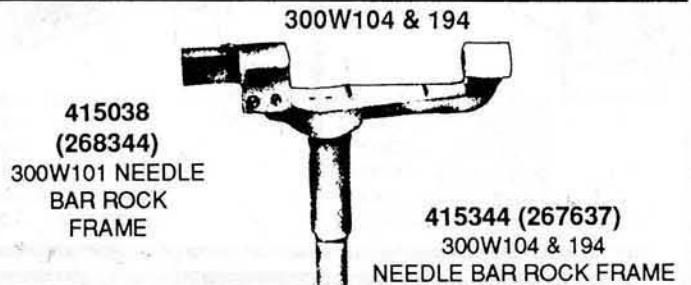
32729 (267684)  
LIFTING PRESSER FOOT  
ADJ. FOR CORDING  
3/16" OR 1/4"



267685  
VIBRATING  
PRESSER  
FOOT



268021 (268017) 300W CL. FRONT SLIDE PLATE



415038 (268344)  
300W101 NEEDLE  
BAR ROCK  
FRAME

300W104 & 194

415344 (267637)  
300W104 & 194  
NEEDLE BAR ROCK FRAME



268603 VIBRATING PRESSER BAR LIFTING LINK



267657 VIBRATING PRESSER BAR



268603 NEEDLE BAR, SINGLE NEEDLE



267628 LIFTING PRESSER BAR

ALL RIGHTS RESERVED 1993

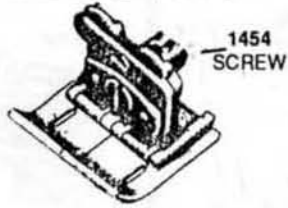


# PARTS FOR SINGER 300W, 320W

RECOMMENDED NEEDLES; 62 X 57 (3260); 62 X 59 (4112).


## FOR DOUBLE NEEDLE MACHINES

**269577**  
HINGED COMP. FOOT



200100  
SCREW

201,202,205



- 3/16 --- 267850
- 1/4 - 5/16 --- 267851
- 3/8 --- 267853
- 7/16 - 1/2 --- 267855
- 9/16 - 5/8 --- 267857
- 11/16 - 3/4 - 7/8 --- 267858
- 1 - 1-1/4 --- 267859
- 1-3/8 - 1-1/2 --- 267860
- 1-5/8 - 1-11/16 --- 267860
- 1-3/4 - 1-7/8 --- 267861
- 2 --- 267863

FEED DOG



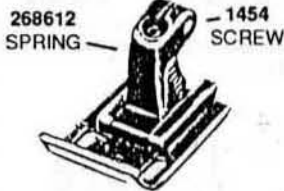
200172D  
SCREW

200100C  
SCREW

268318  
LOOP  
DEFLECTOR

- 1/4 - 9/32 - 5/16 --- 267802
- 11/32 - 3/8 - 13/32 --- 267804
- 7/16 - 15/32 - 1/2 --- 267812
- 17/32 - 9/16 - 19/32 - 5/16 --- 267817
- 11/16 - 31/32 --- 267821
- 1 - 1-1/4 --- 267825
- 1-9/32 - 1-1/2 --- 267830
- 1-23/32 - 1-29/32 --- 267833
- 1-15/16 - 2 --- 267839

HINGED PRESSER FOOT



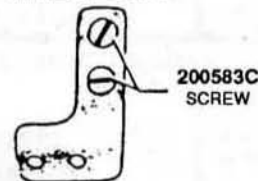
- 3/16 - 7/32 -- 267880
- 1/4 - 3/4 -- 267872
- 25/32 - 1-1/4 -- 267874
- 1-9/32 - 1-3/4 -- 267876
- 1-25/32 - 2 -- 267878

LOOPER HOLDER



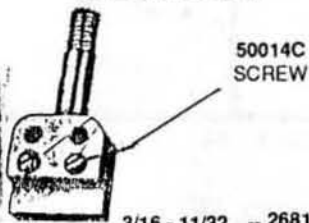
- 3/16 - 11/32 -- 268103
- 3/8 - 5/8 -- 268104
- 21/32 - 7/8 -- 268105
- 29/32 - 1-1/8 -- 268106
- 1-5/32 - 1-1/2 -- 268107
- 1-17/32 - 2 -- 268282

268219  
THREAD GUIDE




- 3/16 - 15/32 268219
- 1/2 - 25/32 268254
- 1-3/16 - 1-3/32 268255
- 1-1/8 - 1-13/32 268256
- 1-7/16 - 1-23/32 268268
- 1-3/4 - 2 268304

NEEDLE CLAMP



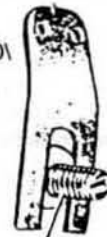
- 3/16 - 11/32 -- 268151
- 3/8 - 5/8 -- 268152
- 21/32 - 7/8 -- 268154
- 29/32 - 1-1/8 -- 268156
- 1-5/32 - 1-1/2 -- 268157
- 1-17/32 - 2 -- 268158

SPREADER



- 3/16 - 11/32 -- 268374
- 3/8 - 5/8 -- 268375
- 21/32 - 7/8 -- 268376
- 29/32 - 1-1/8 -- 268377
- 1-5/32 - 1-1/2 -- 268378
- 1-17/32 - 2 -- 268379

268296  
LOOPER THREAD  
GUIDE



- 3/16 - 11/32 268296
- 3/8 - 5/8 268297
- 21/32 - 7/8 268298
- 29/32 - 1-1/8 268299
- 1-5/32 - 1-1/2 268300
- 1-17/32 - 2 268301


268382  
LOOPER & NEEDLE  
GUARD COMPLETE



268382 "M"  
LOOPER

### CHAIN OFF THROAT PLATE & FEED DOG FOR 300W

THROAT PLATE



- 267850 - 3/16
- 267851 - 1/4
- 267853 - 3/8
- 267855 - 1/2
- 267857 - 5/8
- 267858 - 3/4
- 267858 - 7/8
- 267859 - 1

FEED DOG



- 267800 -- 3/16
- 267802 -- 1/4
- 267804 -- 3/8
- 267812 -- 1/2
- 267817 -- 5/8
- 267821 -- 3/4
- 267821 -- 7/8
- 267825 -- 1

267267  
NEEDLE BAR

### LIFTING & VIBRATING FEET

LIFTING FOOT

267676 - 3/16 TO 11/32



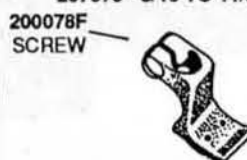
LIFTING FOOT

267677 - 3/8 TO 1



VIBRATING FOOT

267679 - 3/16 TO 11/32



VIBRATING FOOT

267680 - 3/8 TO 1



ALL RIGHTS RESERVED 1993

# PARTS FOR SINGER 302W

302W206

STANDARD GAUGES	LOOPER HOLDER	NEEDLE ROCK FRAME THREAD GUIDE	NEEDLE HOLDER	PRESSER FOOT (COMPLETE)	SPREADER	THROAT PLATE
3/4"	268105	268255	268154	269574	268376	269597
7/8"	268105	268255	268154	269574	268376	269651
1"	268105	268256	268156	269574	268377	269598
1-1/4"	268107	268268	268157	269577	268378	269597
1-3/8"	268107	268268	268157	269577	268378	269651
1-1/2"	268107	268268	268157	269577	268378	269598
1-3/4"	268282	268304	268158	269577	268379	269597
2" - 2-1/2"	268282	268304	268158	269577	268379	269597

## 2-NEEDLE GAUGE FITTINGS

**302W206 THROAT PLATE**  
NEEDLE BAR THREAD GUIDE

**269597 THROAT PLATE**

**200100 SCREW**

**269574 COMPENSATING FOOT**  
**1454 SCREW**

**268105 LOOPER HOLDER**

**268154 NEEDLE CLAMP**  
**350149 SCREW**

**268346 SPREADER**

**268219 THREAD GUIDE**

**268296 LOOPER THREAD GUIDE (ON BED AT LOOPER)**

**268162 X-LONG SPREADER POINT**

**NEEDLE SPACING UP TO TOTAL WIDTH 2-1/2"**

- 10 NEEDLE - 1/4" SPACING
- 10 NEEDLE - 3/16" SPACING
- 9 NEEDLE - 1/4" SPACING
- 8 NEEDLE - 1/4" SPACING
- 6 NEEDLE - 1/4" SPACING
- 4 NEEDLE - 1/2" SPACING
- 3 NEEDLE - 3/8" SPACING

	NEEDLE CLAMP	COMP. FOOT	302U201 SPREADER	THROAT PLATE	LOOPER HOLDER	FEED DOG
7/8"	268154-056	267874-056	268376-056	267858-056	415465-056	267821-056
1"	268156-100	267874-100	268377-100	267859-100	415466-100	267825-100
1-1/4"	268157-116	269577-116	268378-116	267859-116	415467-116	267825-116
1-3/8"	268157-124	269577-124	268378-124	267860-124	415467-124	267829-124
1-1/2" - 2-1/2"	268157-132	269577-132	268378-132	267860-132	415467-132	267829-132

**267821-056 FEED DOG**

**267858-056 THROAT PLATE**

**268296 LOOPER THREAD GUIDE**  
**350468E**

**267874-056 PRESSER FOOT (HINGED COMP. COMPLETE)**

**268376-056 SPREADER**

**350267 SCREW**  
**208636 WASHER**

**268219 NEEDLE BAR THREAD GUIDE**  
**200583C**

**268162X-LONG SPREADER POINT**

**415465-056 LOOPER HOLDER**

**268159-056 NEEDLE HOLDER**

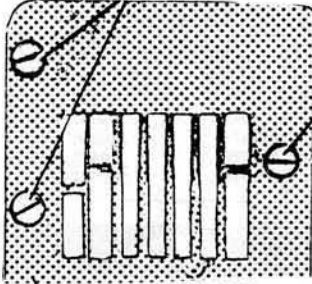
ALL RIGHTS RESERVED 1993



# 3 NEEDLE 300W GAUGE FITTINGS

## CHAIN OFF THROAT PLATE


200100E SCREW



268974 - 1/2 TO 1-1/2  
268975 - 1-17/32 TO 2

## LOOPER DEFLECTOR

200172D  
SCREW



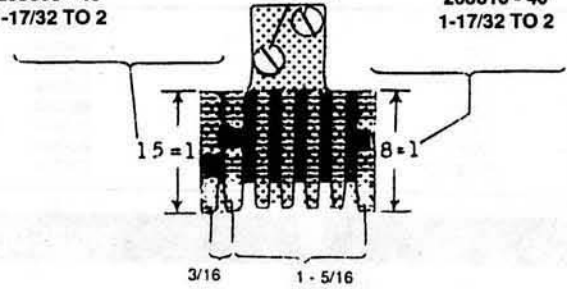
268317(3)  
3/16 OR 7/32

## CHAIN OFF FEED DOG

268807 - 46  
1/2 TO 1-1/2  
268809 - 46  
1-17/32 TO 2

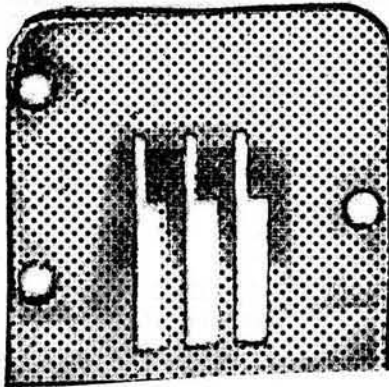
200100C  
SCREW

268808 - 40  
1/2 TO 1-1/2  
268810 - 40  
1-17/32 TO 2



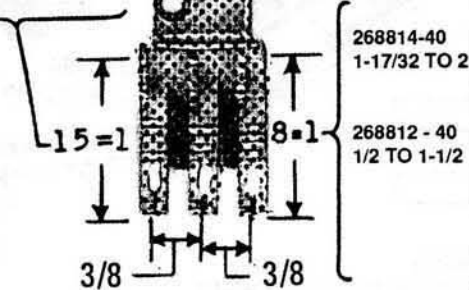
## THROAT PLATE

268976 - 1/2 TO 1-1/2  
268977 - 1-17/32 TO 2



## FEED DOG

268811 - 46  
1/2 TO 1-1/2  
268813 - 46  
1-17/32 TO 2



## LOOPER DEFLECTOR

200172D  
SCREW



268318 (3)  
1/4 AND UP

## HINGED PRESSER FOOT

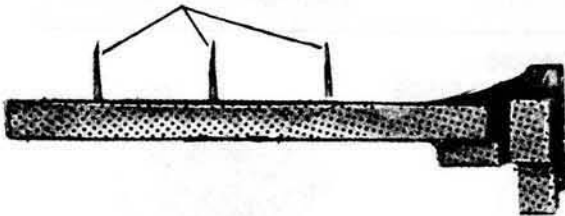
268921-46 - 1/2 TO 2  
268923-40 - 1/2 TO 2



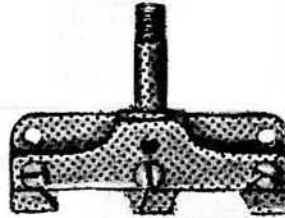
## SPREADER

268956 - 1/2-2

268162  
SPREADER POINT



## NEEDLE CLAMP



50014C SCREW

268896 - 1/2 TO 7/8  
268897 - 29/32 TO 1-1/8  
268898 - 1-5/32 TO 1-1/2  
268899 - 1-17/32 TO 2

## LIFTING AND VIBRATING FEET FOR: 300W 194, 203, 244



267680-3  
VIBRATING  
FOOT

## LOOPER HOLDER

268832 - 11/32 TO 7/16  
268834 - 19/32 TO 3/4



350478C  
SCREW

350478C  
SCREW

## LOOPER HOLDER SCREW

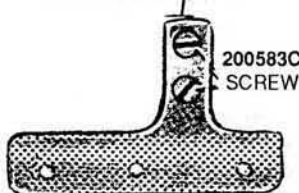
350267E SCREW



208636

## NEEDLE BAR THREAD GUIDE

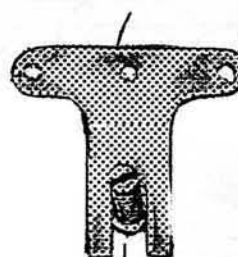
268872 - 11/32 TO 7/16  
268874 - 19/32 TO 3/4



200583C  
SCREW

## LOOPER THREAD GUIDE

268852 - 1/4 TO 3/8  
268854 - 9/16 TO 11/16



350468E SCREW

## 267677-3 LIFTING FOOT



ALL RIGHTS RESERVED 1993



# PARTS FOR FOUR NEEDLE MACHINES 302W, 401, 402, 405, 421, 422

STANDARD GAUGES	LOOPER HOLDER	NEEDLE ROCK FRAME THREAD GUIDE	NEEDLE HOLDER	PRESSER FOOT COMPLETE	SPREADER	THROAT PLATE	FEED DOG
1/4", 1/4", 1/4"	269065	269138	269191	269237	269342	269279	269006
5/16", 5/16", 5/16"	269065	269138	269192	269237	269342	269379	269006
3/8", 3/8", 3/8"	269065	269138	269192	269237	269342	269379	269006
1/2", 1/2", 1/2"	269065	269138	269193	269240	269342	269379	269006
1/4", 1", 1/4"	269065	269138	269193	269240	269342	269379	269006

## 4 NEEDLE GAUGE FITTINGS

269597 THROAT PLATE

200100 SCREW



1454 SCREW

269240 COMPENSATING FOOT

269231 HINGED FOOT



269191 NEEDLE CLAMP



269110 LOOPER THREAD GUIDE



269138 NEEDLE BAR ROCK FRAME THREAD GUIDE



269065 LOOPER HOLDER




269342 SPREADER

35014 SCREW




267267 NEEDLE BAR


## UPPER 7 LOWER FEED ROLL



269633 PULLER FEED ROLL (LOWER) WITH SET SCREW



269670 PULLER FEED ROLL (UPPER) WITH SET SCREW



269640 FEED ROLL (302W)

268382 "M" LOOPER



268382 LOOPER & NEEDLE GUARD COMPLETE

## LOOPER 7 THREAD TENSION



268332 LOOPER THREAD TENSION COMPLETE




5989 LOOPER THREAD TENSION COMPLETE



268263 NEEDLE THREAD TENSION COMPLETE



267971 NEEDLE THREAD TENSION COMPLETE



269680 BED PLATE FOR 302W

ALL RIGHTS RESERVED 1993



# PARTS FOR FOUR NEEDLE MACHINES 300W, 401, 402, 405, 421, 422

STANDARD GAUGES	LOOPER HOLDER	NEEDLE ROCK FRAME THREAD GUIDE	NEEDLE HOLDER	PRESSER FOOT COMPLETE	SPREADER	THROAT PLATE	FEED DOG
1/4", 1/4", 1/4"	269065	269138	269191	269237	269342	269279	269006
5/16", 5/16", 5/16"	269065	269138	269192	269237	269342	269379	269006
3/8", 3/8", 3/8"	269065	269138	269192	269237	269342	269379	269006
1/2", 1/2", 1/2"	269065	269138	269193	269240	269342	269379	269006
1/4", 1", 1/4"	269065	269138	269193	269240	269342	269379	269006


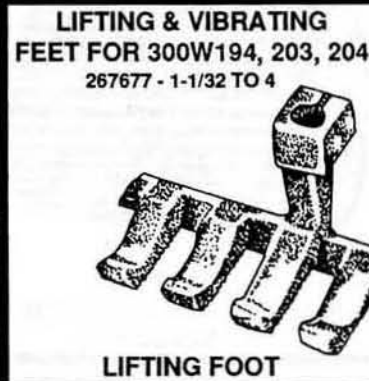

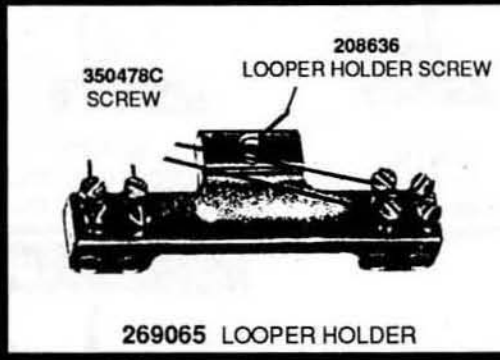

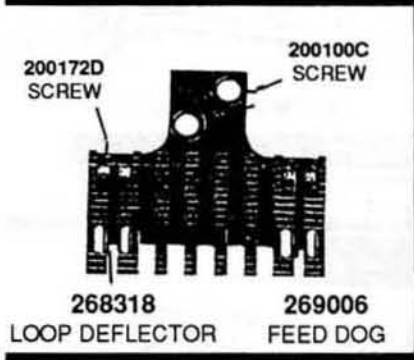

SOME OF THE MORE POPULAR GAUGES ARE:

3 NEEDLE - 3/8" SPACING  
4 NEEDLE - 1/2" SPACING

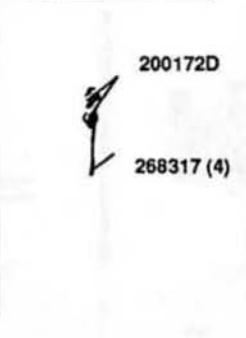
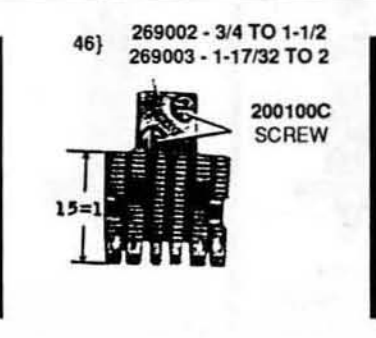
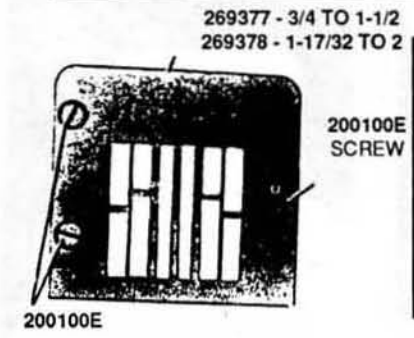
6 NEEDLE - 1/4" SPACING  
8 NEEDLE - 1/4" SPACING

9 NEEDLE - 1/4" SPACING  
10 NEEDLE - 3/16" SPACING

10 NEEDLE - 1/4" SPACING  
12 NEEDLE - 1/4" SPACING




## CHAIN OFF FITTINGS FOR FOUR NEEDLE MACHINE

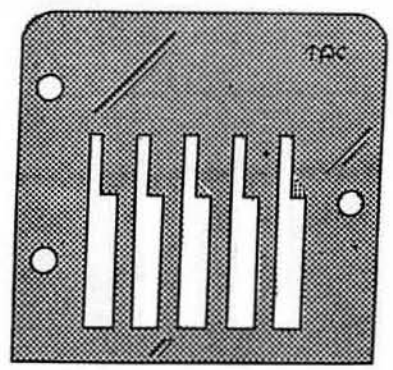


ALL RIGHTS RESERVED 1993

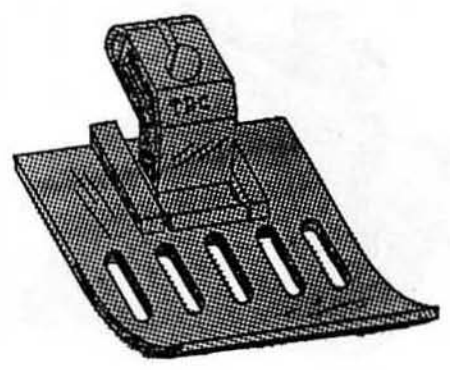
**5 NEEDLE GAUGE FITTINGS FOR 300W; 302W, 300W 194**



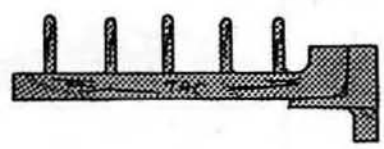
**269240-5**  
HINGED COMPENSATING FOOT



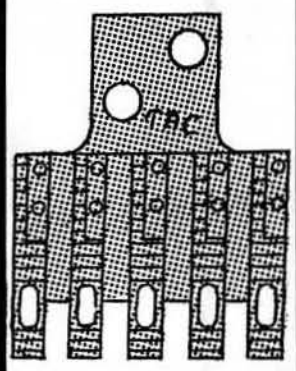
**269380-5** THROAT PLATE



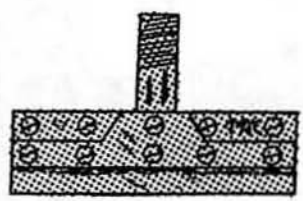
**269231-5** HINGE PRESSER FOOT



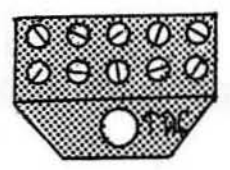
**269340-5** SPREADER



**269007-5** FEED DOG



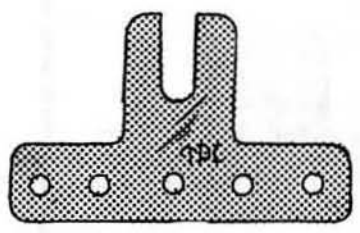
**269194-5** NEEDLE CLAMP



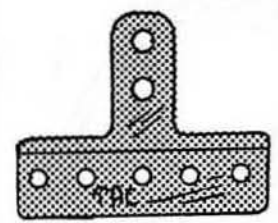
**269065-5**  
LOOPER HOLDER



**268382** LOOPER COMPLETE




**269110-5** LOOPER THREAD GUIDE



**269138-5** NEEDLE BAR THREAD GUIDE

**300W 203-204-194 MULTI NEEDLE PRESSER FEET**




**267680**  
VIBRATING PRESSER FOOT



**267677-5** LIFTING FOOT

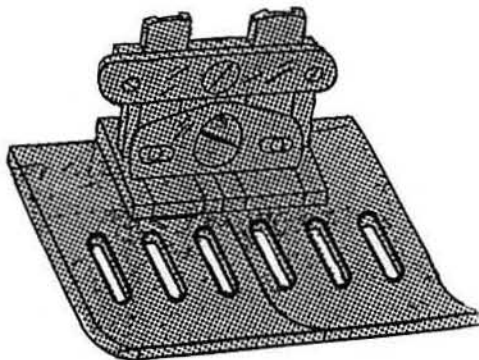
**302W 406 THROAT PLATE**

**269597-5**  
NO FEED DOG

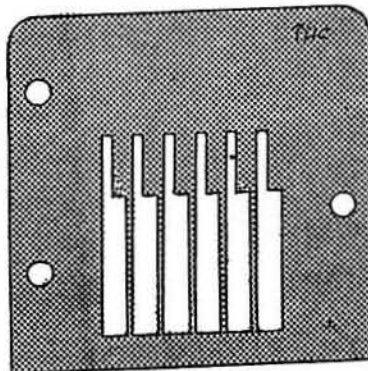


ALL RIGHTS RESERVED 1993

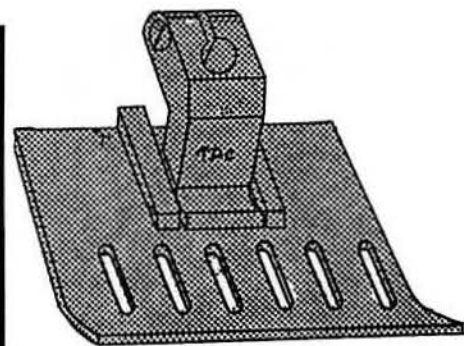
# 6 NEEDLE GAUGE FITTINGS FOR 300W; 302W, 300W 194



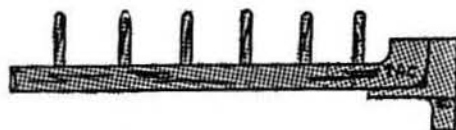
269240-6  
HINGED COMPENSATING FOOT



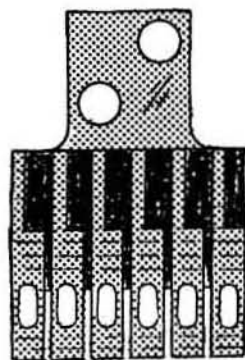
269380-6 THROAT PLATE



269231-6 HINGE PRESSER FOOT



269340-6 SPREADER



269007-6 FEED DOG



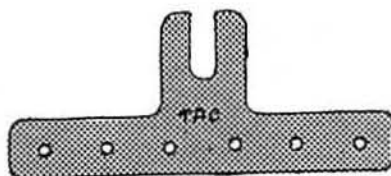
269194-6 NEEDLE CLAMP



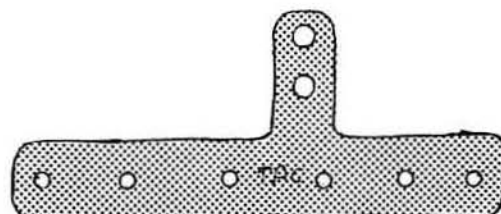
269065-6  
LOOPER HOLDER



268382 LOOPER COMPLETE




269110-6 LOOPER THREAD GUIDE



269138-6 NEEDLE BAR THREAD GUIDE

## 300W 203-204-194 MULTI NEEDLE PRESSER FEET

200078F  
SCREW



267680-6  
VIBRATING PRESSER FOOT


200078F  
SCREW



267677-6 LIFTING FOOT

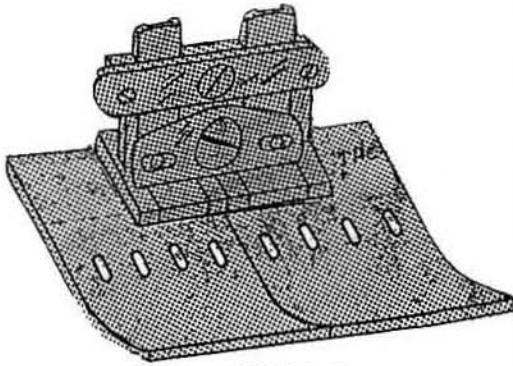
## 302W 406 THROAT PLATE

269597-6  
NO FEED DOG

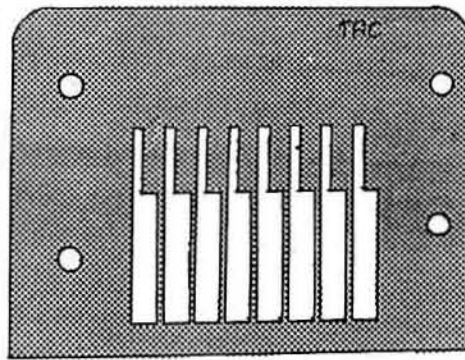


ALL RIGHTS RESERVED 1993


# 8 NEEDLE GAUGE FITTINGS FOR 300W; 302W, 300W 194



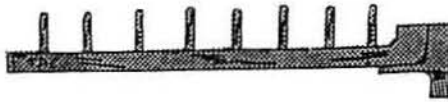
269240-8  
HINGED COMPENSATING FOOT



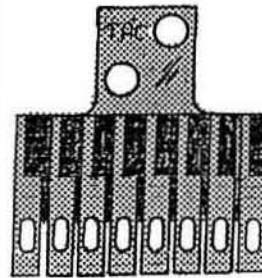
269380-8 THROAT PLATE



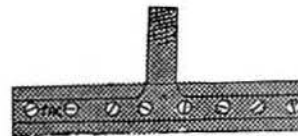
269231-8 HINGE PRESSER FOOT



269340-8 SPREADER



269007-8 FEED DOG



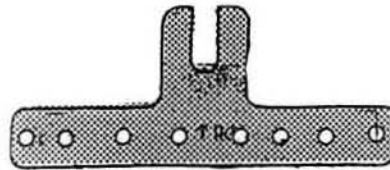
269194-8 NEEDLE CLAMP



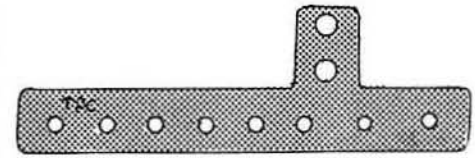
269065-8  
LOOPER HOLDER



268382 LOOPER COMPLETE



269110-8 LOOPER THREAD GUIDE



269138-8 NEEDLE BAR THREAD GUIDE

## 300W 203-204-194 MULTI NEEDLE PRESSER FEET

200078F  
SCREW



267680-8  
VIBRATING PRESSER FOOT


200078F  
SCREW



267677-8 LIFTING FOOT

## 302W 406 THROAT PLATE

269597-8  
NO FEED DOG



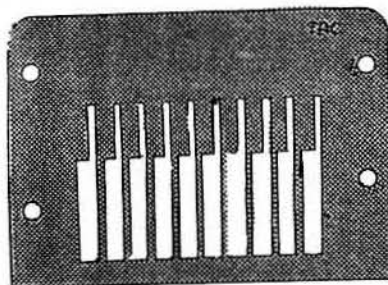
ALL RIGHTS RESERVED 1993




# 10 NEEDLE GAUGE FITTINGS FOR 300W; 302W, 300W 194



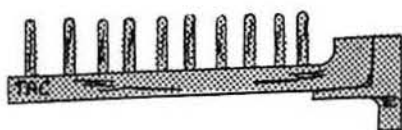
269240-10  
HINGED COMPENSATING FOOT




269380-10 THROAT PLATE




269231-10 HINGE PRESSER FOOT



269340-10 SPREADER



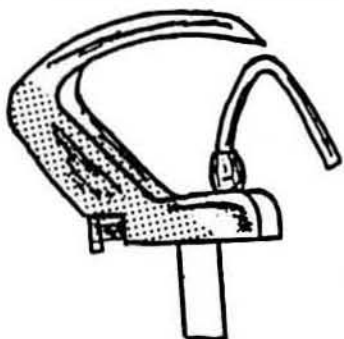
269007-10 FEED DOG



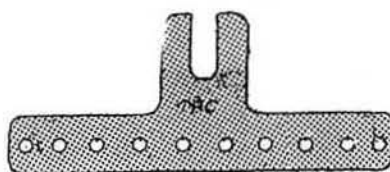
269194-10 NEEDLE CLAMP



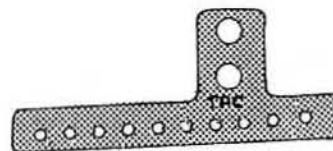
269065-10  
LOOPER HOLDER



268382 LOOPER COMPLETE




269110-10 LOOPER THREAD GUIDE



269138-10 NEEDLE BAR THREAD GUIDE

## 300W 203-204-194 MULTI NEEDLE PRESSER FEET



267680-10  
VIBRATING PRESSER FOOT




267677-10 LIFTING FOOT

200078F  
SCREW

200078F  
SCREW


## 302W 406 THROAT PLATE

269597-10  
NO FEED DOG




ALL RIGHTS RESERVED 1993


# 12 NEEDLE GAUGE FITTINGS FOR 300W; 302W, 300W 194



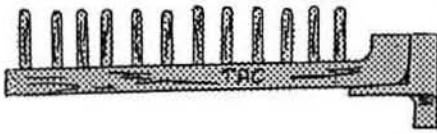
269240-12  
HINGED COMPENSATING FOOT




269380-12 THROAT PLATE



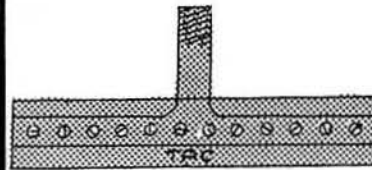
269231-12 HINGE PRESSER FOOT



269340-12 SPREADER



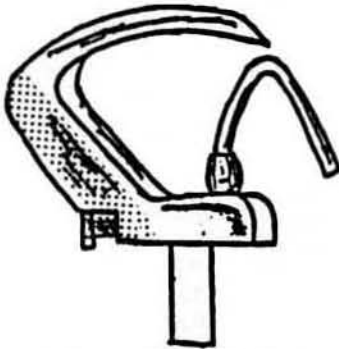
269007-12 FEED DOG



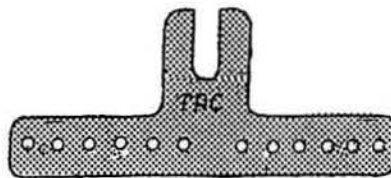
269194-12 NEEDLE CLAMP



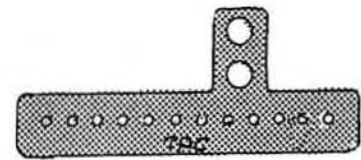
269065-12  
LOOPER HOLDER



268382 LOOPER COMPLETE



269110-12 LOOPER THREAD GUIDE



269138-12 NEEDLE BAR THREAD GUIDE

## 300W 203-204-194 MULTI NEEDLE PRESSER FEET

200078F  
SCREW



267680-12  
VIBRATING PRESSER FOOT

200078F  
SCREW



267677-12 LIFTING FOOT

## 302W 406 THROAT PLATE

269597-12  
NO FEED DOG



ALL RIGHTS RESERVED 1993


# PARTS FOR SINGER 300W, 302W, 320W

RECOMMENDED NEEDLE: 62 X 57 (3260); 62 X 59 (4112)


GAUGE SETS MAY BE MADE IN WIDTHS UP TO A TOTAL OF 14".

THE SEWING HEAD MUST BE MODIFIED IF THE GAUGE WIDTH EXCEEDS 4".

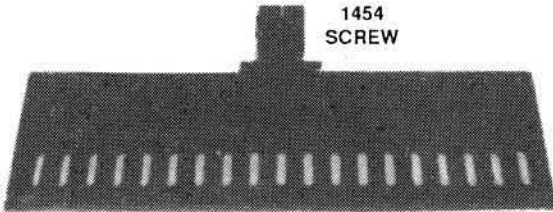
FOR 300W103, 104, 124, 194, 195, 320W194




269006  
THROAT PLATE




267815 FEED DOG



267880  
HINGED PRESSER FOOT




269191  
NEEDLE CLAMP




268374  
SPREADER



269065  
LOOPER HOLDER



268296  
LOOPER THREAD GUIDE



268219  
THREAD GUIDE

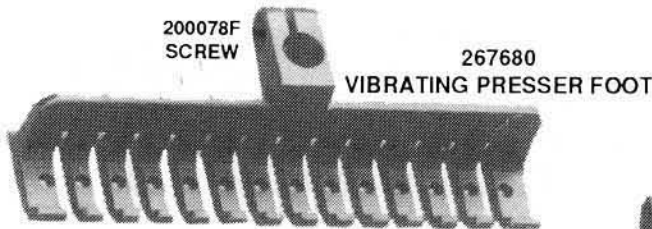
## WITHOUT MODIFICATION

- 3 NEEDLE -- 1/4" SPACING
- 3 NEEDLE -- 3/8" SPACING
- 4 NEEDLE -- 3/16" SPACING
- 4 NEEDLE -- 1/4" SPACING
- 6 NEEDLE -- 3/16" SPACING
- 6 NEEDLE -- 1/4" SPACING
- 8 NEEDLE -- 3/16" SPACING
- 8 NEEDLE -- 1/4" SPACING
- 10 NEEDLE -- 3/16" SPACING
- 10 NEEDLE -- 1/4" SPACING
- 12 NEEDLE -- 3/16" SPACING
- 12 NEEDLE -- 1/4" SPACING
- 14 NEEDLE -- 1/4" SPACING
- 14 NEEDLE -- 3/16" SPACING
- 15 NEEDLE -- 3/16" SPACING
- 15 NEEDLE -- 1/4" SPACING
- 16 NEEDLE -- 1/4" SPACING
- 16 NEEDLE -- 3/16" SPACING
- 18 NEEDLE -- 1/4" SPACING
- 18 NEEDLE -- 3/16" SPACING


## WITH MODIFICATION

- 17 NEEDLE -- 3/16" SPACING
- 17 NEEDLE -- 1/4" SPACING
- 19 NEEDLE -- 3/16" SPACING
- 19 NEEDLE -- 1/4" SPACING
- 20 NEEDLE -- 3/16" SPACING
- 21 NEEDLE -- 1/4" SPACING
- 25 NEEDLE -- 3/16" SPACING
- 25 NEEDLE -- 1/4" SPACING
- 29 NEEDLE -- 1/4" SPACING
- 29 NEEDLE -- 1/2" SPACING
- 35 NEEDLE -- 1/4" SPACING
- 36 NEEDLE -- 1/4" SPACING
- 39 NEEDLE -- 1/4" SPACING
- 44 NEEDLE -- 1/4" SPACING
- 50 NEEDLE -- 1/4" SPACING
- 60 NEEDLE -- 1/4" SPACING
- 64 NEEDLE -- 1/4" SPACING

300W 203-204-194 MULTI NEEDLE PRESSER FEET



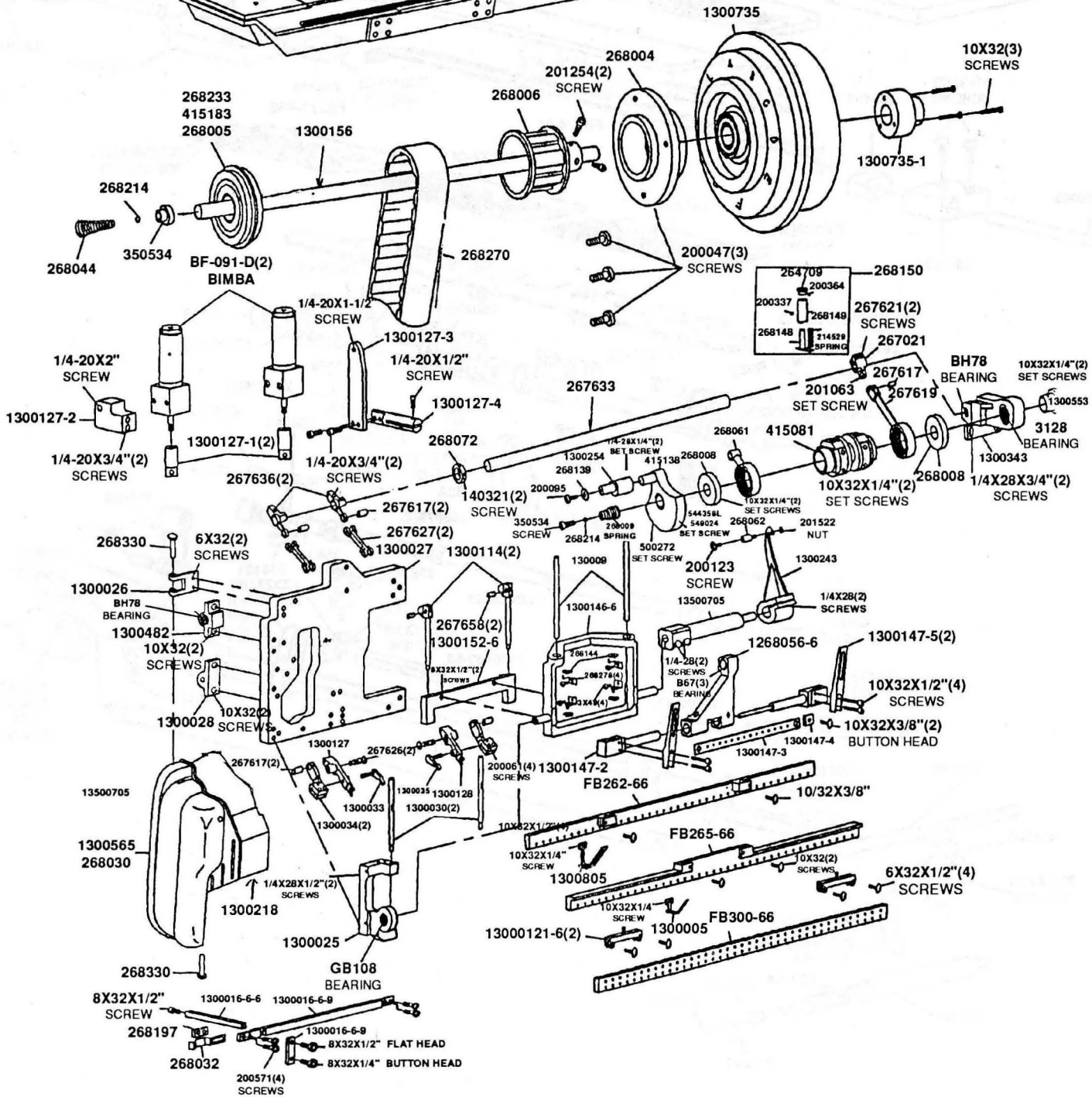
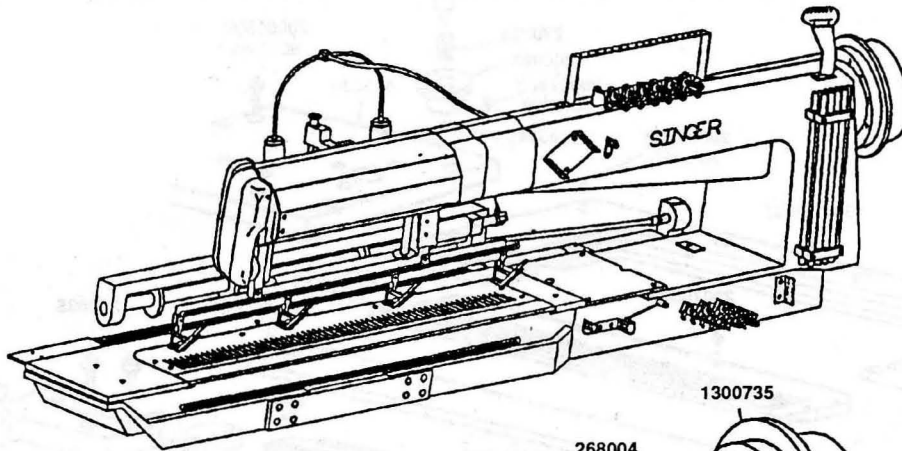
267680  
VIBRATING PRESSER FOOT



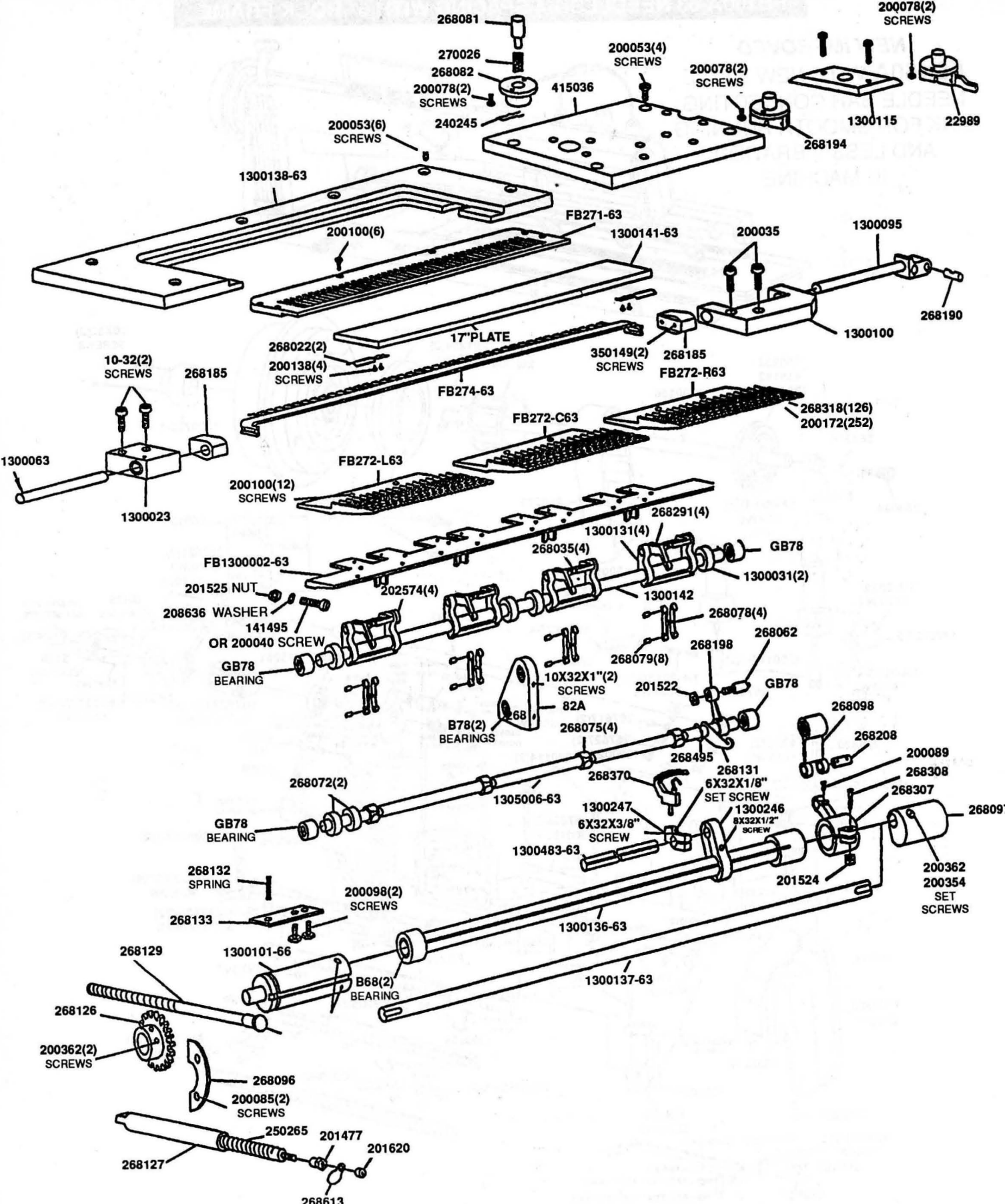
267677  
LIFTING PRESSER FOOT

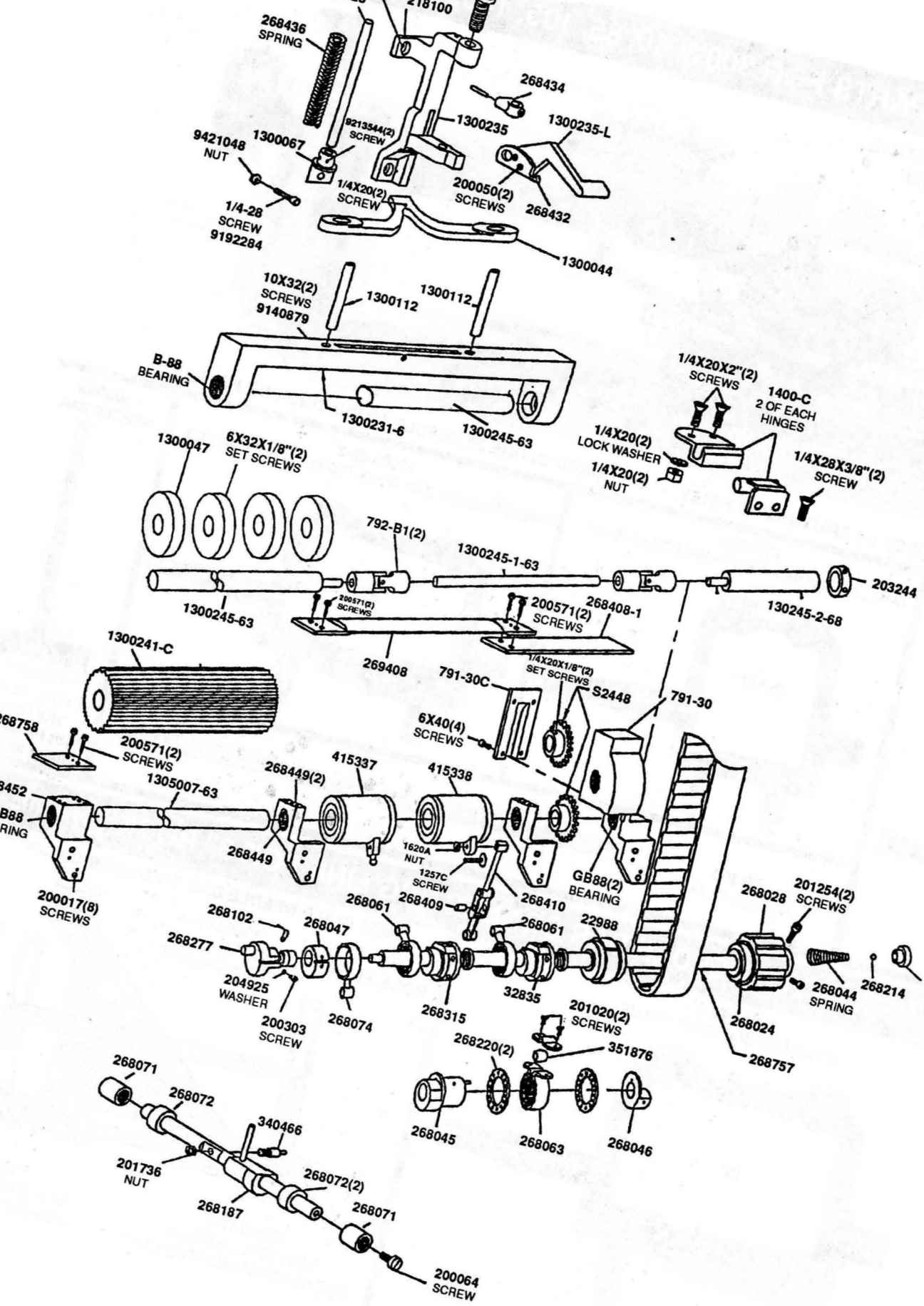
ALL RIGHTS RESERVED 1993

# FB160A-63 NEEDLES 1/4" SPACING WITH 6" ROCK FRAME










# FB LONG ARM, PARTS FOR 300W 60, 85, 105, 140, 155 & 300W1400C


FB LONG ARM MACHINE  
FB 140-155-160



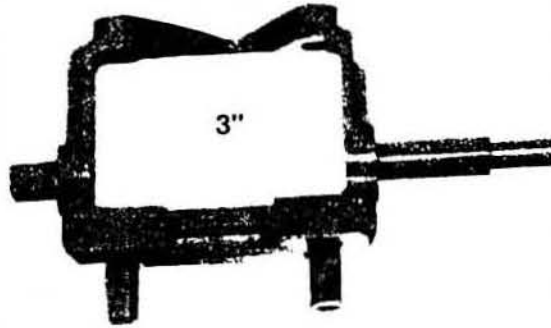
66 NEEDLES 1/4 SPACING FOR FB155 • STANDARD GAUGE 28 NEEDLE 1/2 SPACING FOR FB140



1300008  
SMALL NEEDLE BAR ROCK FRAME FOR 60-85-105



1300146-3"  
LARGE NEEDLE BAR ROCK FRAME FOR FB 140;155



1300009  
NEEDLE BAR




FB300  
NEEDLE CLAMP



13000121  
NEEDLE CLAMP  
HOLDER  
FOR FB 60; 85;  
105; 140; 155

## NEW STYLE NEEDLE BAR CONNECTING LINK FOR 6" ROCK FRAME

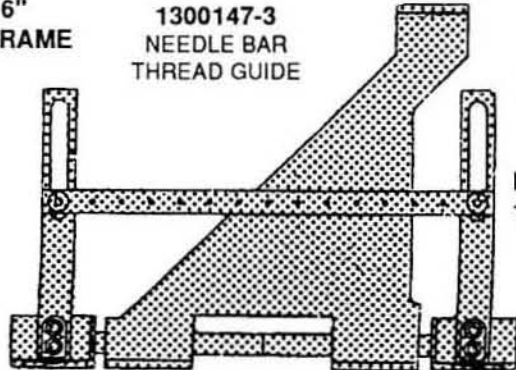
1300146-6"  
6" NEEDLE BAR ROCK FRAME



### NEW STYLE NEEDLE BAR CONNECTING LINK

FOR 6"  
ROCK FRAME

1300147-3  
NEEDLE BAR  
THREAD GUIDE



NEEDLE  
BAR  
ADJ.  
BRACKET  
1300147-5  
1300147

1300147-2  
NEW STYLE NEEDLE  
BAR CONNECTING STUD LEFT


1300147-1  
NEW STYLE NEEDLE BAR  
CONNECTING STUD RIGHT

# FB LONG ARM 300W PARTS FOR 60; 85; 105; 140; 155; 160


SPECIFY MACHINE MODEL AND GAUGE DESIRED



FB265 VIBRATING PRESSER FOOT




FB262 LIFTING PRESSER FOOT



SPECIFY MACHINE MODEL AND GAUGE DESIRED


FB271 THROAT PLATE

1300002 FEED DOG SHANK




FB272 FEED DOG LEFT

1300002 FEED DOG SHANK



FB273 FEED DOG RIGHT

1300002 - 15" FEED DOG SHANK ONE PIECE



1300002 - 15"

ALL RIGHTS RESERVED 1993





# FB LONG ARM 300W PARTS FOR 60, 85, 105, 240, 155, 160

SPECIFY MACHINE MODEL AND GAUGE DESIRED

FB274  
SPREADER



268162 SPREADER POINTS




FB141 LOOPER THREADER GUIDE



1300266 PORCELAIN EYELET

FB1300211  
NEEDLE  
THREAD  
GUIDE

1300047 UPPER NYLON ROLLER



1300241 12" LOWER RUBBER ROLLER WITH CORE



1300241C LOWER 12" FINE ALUMINUM CORRUGATED ROLLER (802B-12A)



## WELT FEET FOR 300W 103, 104, 194

300WF REGULAR WELT SET  
FOR 300W103

VIBRATING FOOT      LIFTING FOOT



SIZE: 1/8" - 3/16" - 1/4" - 5/16"

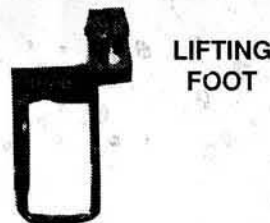
300WF-1  
WELT CLOSING FEET  
WITH NEEDLE GUARD



LIFTING FOOT

SIZE: 3/16" - 1/4" - 5/16"

300WF-3  
WELT FEET WITH GROOVE  
IN CENTER FOOT



LIFTING FOOT

SIZE: 3/16" - 1/4" - 5/16"

330F-5  
WELT FEET WITH BACK  
CUT AWAY FOR CURVES



LIFTING FOOT

SIZE: 3/16" - 1/4" - 5/16"

ADJ. WELT FEET FOR 300W103  
ADJ. FROM 1/8" TO 1/4"

267685      267684  
VIBRATING      LIFTING FOOT  
FOOT



300WF-2  
VIBRATING PRESSER FOOT



SIZE: 3/16" - 1/4" - 5/16"

300WF-4  
VIBRATING FOOT WITH  
GROOVE IN LEFT



SIZE: 3/16" - 1/4" - 5/16"

300WF-6  
VIBRATING FOOT WITH  
GROOVE IN FOOT





SIZE: 3/16" - 1/4" - 5/16"

ALL RIGHTS RESERVED 1993

1300148  
NEEDLE BAR CONNECTING  
STUD RIGHT

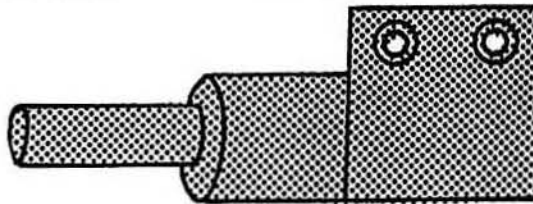


1300147  
NEEDLE BAR CONNECTING  
STUD LEFT

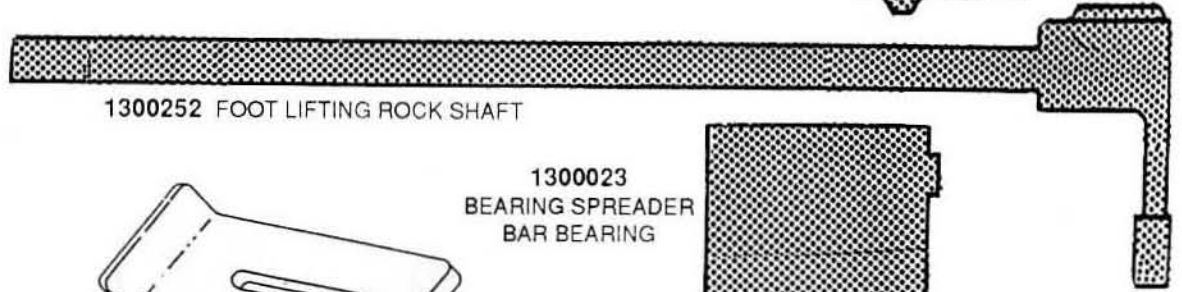
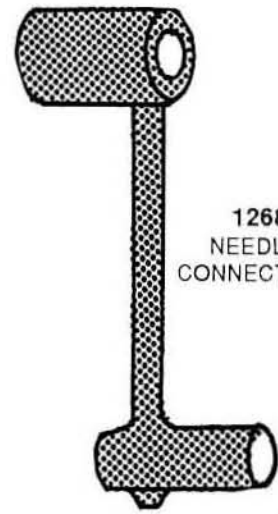


1300128  
LIFTING LEVER RIGHT

13500705  
NEEDLE ROCK FRAME  
DRIVING ARM EXTENSION



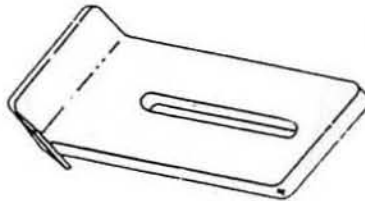

1268056  
NEEDLE BAR  
CONNECTING LINK



1300252 FOOT LIFTING ROCK SHAFT

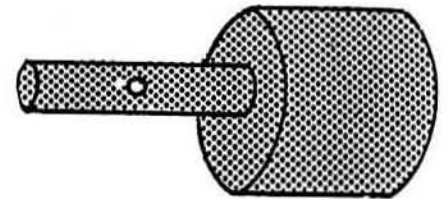

1300127  
LIFTING LEVER LEFT

1300023  
BEARING SPREADER  
BAR BEARING



510-1 EDGE GUIDE

1300223  
NEEDLE THREAD  
GUIDE

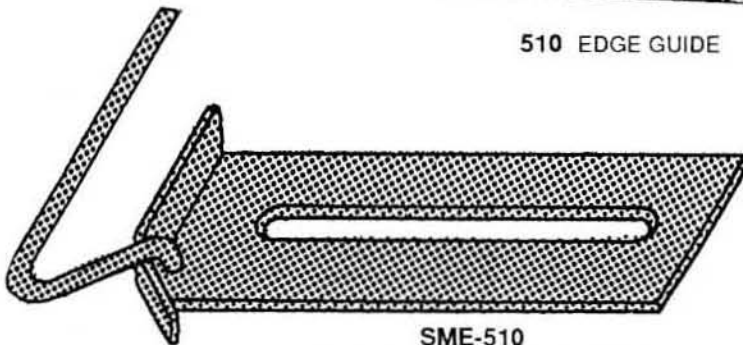
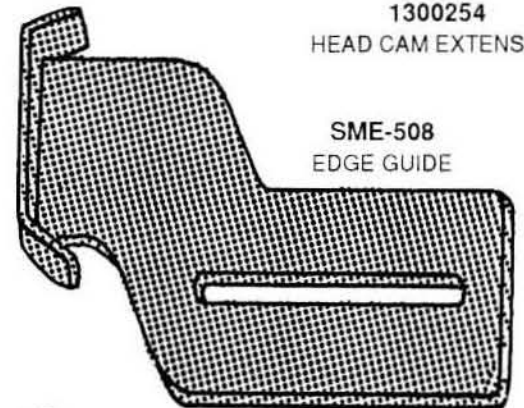


1300254  
HEAD CAM EXTENSION



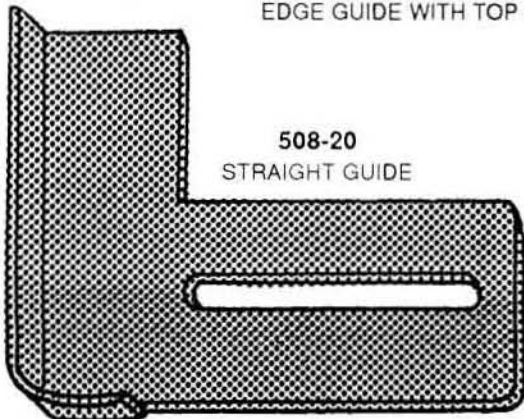
510 EDGE GUIDE

SME-508  
EDGE GUIDE

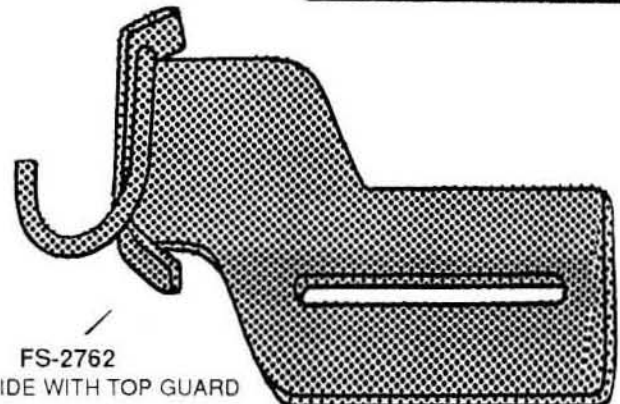


SME-510  
EDGE GUIDE WITH TOP GUARD

508-20  
STRAIGHT GUIDE



FS-2762  
EDGE GUIDE WITH TOP GUARD




ALL RIGHTS RESERVED 1993



ARM SHAFT

1300156  
FB140

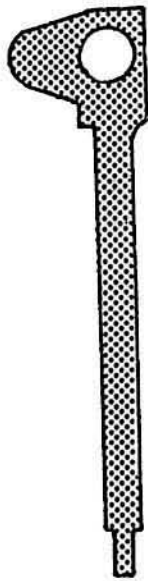
1300139  
FB85



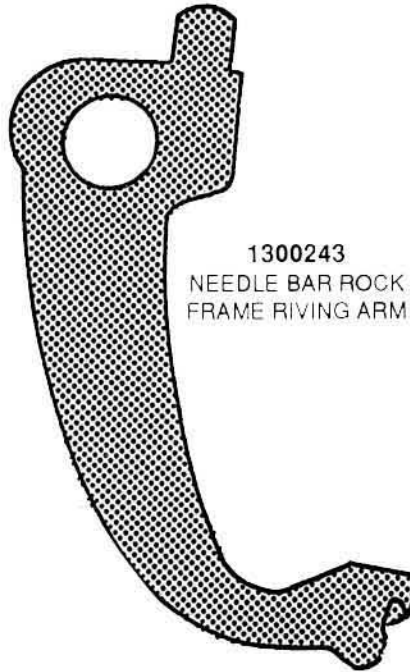
LOWER SHAFT  
1300241



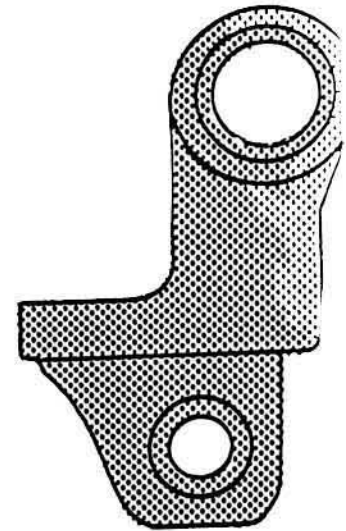
1300030  
LIFTING PRESSER BAR



1300114  
VIBRATING  
PRESSER BAR



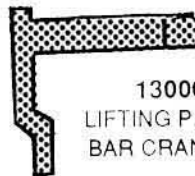
1300243  
NEEDLE BAR ROCK  
FRAME RIVING ARM




1300548  
ARM SHAFT & LIFTING  
ROCK SHAFT SUPPORT




1300219  
ARM SHAFT & LIFTING ROCK  
SHAFT SUPPORT ASSEMBLY




1300033  
LIFTING PRESSER  
BAR CRANK LEFT



1300035  
LIFTING PRESSER  
BAR CRANK RIGHT



1300205  
PRESSER BAR EQUALIZER




1300206  
PRESSER BAR  
EQUALIZER BEARING



1300553  
ROCK SHAFT SLEEVE



1300096  
LOOPER THROW OUT RACK ROD



1300207  
PRESSER BAR SPRING ARM

ALL RIGHTS RESERVED 1993

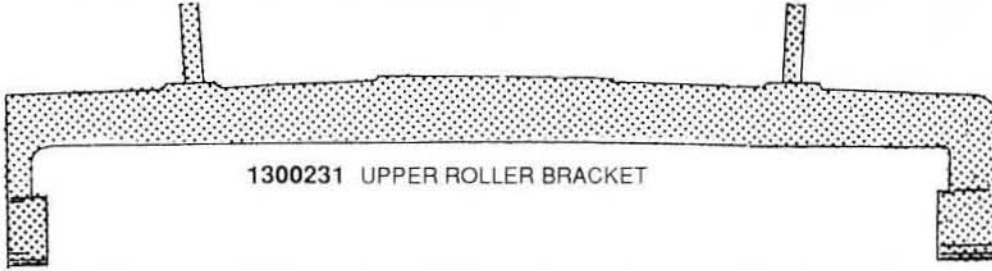
# PARTS FOR FB LONG ARM MACHINES

1300044 PULLER BRACKET



STEADY SUPPORT

1300231 UPPER ROLLER BRACKET



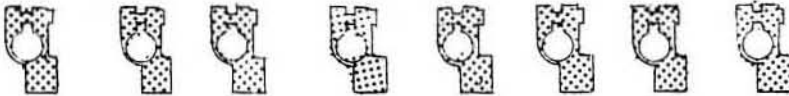
1300136 LOOPER ASSEMBLY WITH 2 BEARINGS



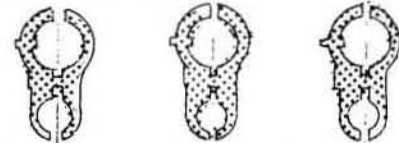
1300483 LOOPER HOLDER SHAFT



1300137 LOOPER CARRIER SHAFT



1300247 LOOPER HOLDER




1300483 LOOPER HOLDER CLAMP

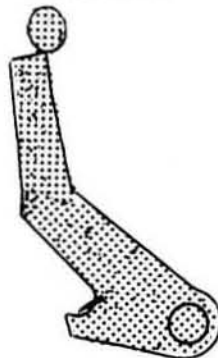
1300244 SHAFT UPPER PULLER ROLLER



1300235 PULLER FEED UPPER ROLLER BRACKET



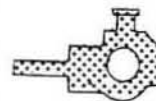
1300235-1 PULLER FEED BAR LIFTER WITH CAM



1300235-2 PULLER FEED ADJ. SCREW




1300235-3 PULLER FEED BAR POSITION BRACKET



1300235-4 PRESSURE SPRING UPPER ROLLER



1300006 VIBRATING PRESSER FOOT



1300067 UPPER PULLER & ROLLER BRACKET SWIVEL



1300005 LIFTING PRESSER FOOT

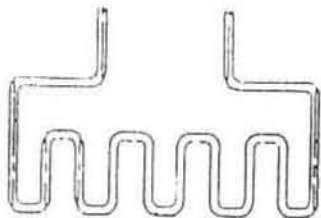


ALL RIGHTS RESERVED 1993

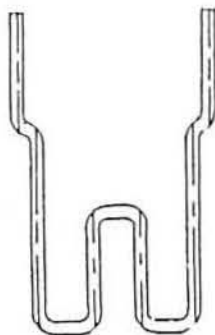


# NEEDLE GUARD FOR 300W

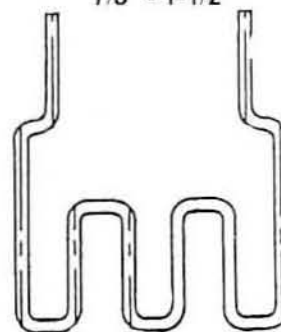
267945  
2-1/8" - 3"



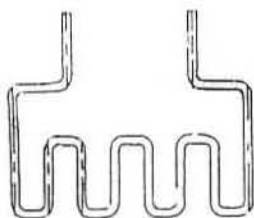
267938  
3/4"



267941  
7/8" - 1-1/2"

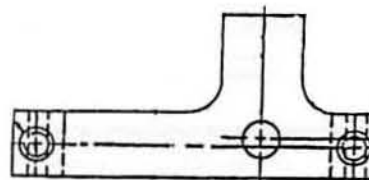



267943  
1/2" - 2"



267939

NEEDLE GUARD  
BRACKET HOLDER



## LIFTING AND VIBRATING FEET FOR 300W 194, 203; 204

LIFTING FOOT  
267676 - 3/16 TO 11/32

200078F




LIFTING FOOT  
267677 - 3/8 TO 1

200078F



LIFTING FOOT  
267677W - 1-1/32 TO 4



VIBRATING FOOT  
267679 - 3/16 TO 11/32

200078F

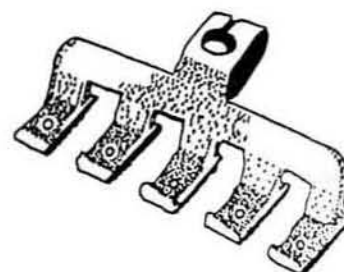


VIBRATING FOOT  
267680 - 3/8 TO 1

200078F



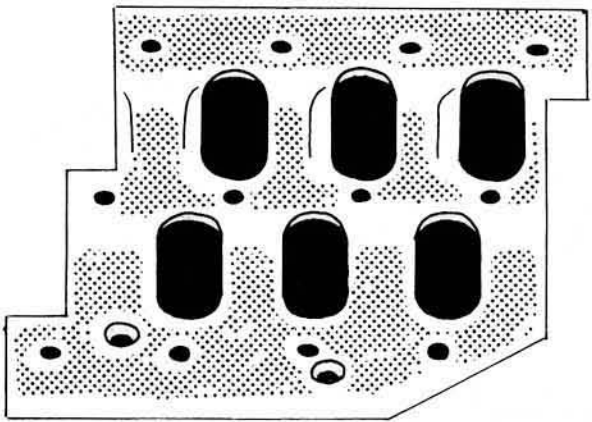
VIBRATING FOOT  
267680W - 1-1/32 TO 4



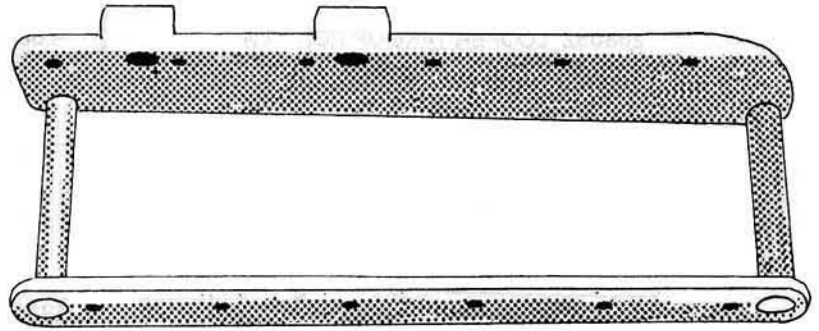
ALL RIGHTS RESERVED 1993

# 300W THREAD HANDLING PARTS

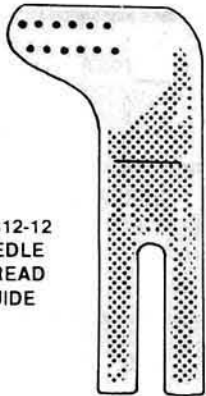
## 6 - 8 - 10 - 12 NEEDLE THREAD HANDLING PARTS



496803-12 LOOPER THREAD TENSION BRACKET




496801 - 12 NEEDLE THREAD TENSION BRACKET  
PIGGY BACK



268312-12  
NEEDLE  
THREAD  
GUIDE

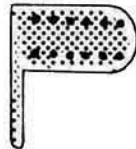
NEW



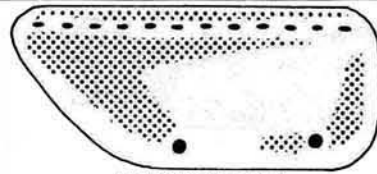
268507-12  
LOOPER THREAD  
TAKE UP



268507-A12  
NEEDLE THREAD  
GUIDE, NEW STYLE



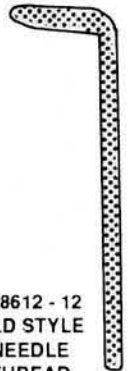
268313-12  
NEEDLE  
THREAD GUIDE  
(2 REQUIRED)



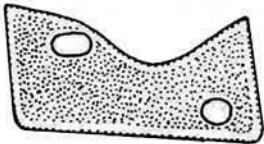
UPPER NEEDLE  
268508 - 12 THREAD GUIDE




268507 - 12 LOOPER THREAD TAKE UP  
OLD STYLE



268612 - 12  
OLD STYLE  
NEEDLE  
THREAD  
GUIDE



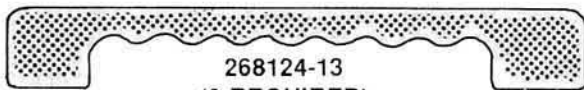
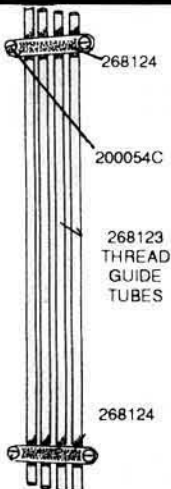
268229 - 12  
NEEDLE THREAD GUIDE



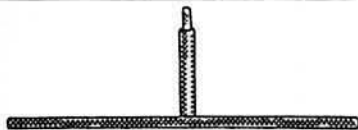
268723  
LOOPER  
THREAD GUIDE  
6-8-12  
NEEDLE  
(2 REQUIRED)



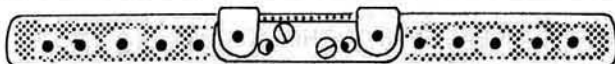
268503 - 12  
LOOPER THREAD GUIDE



268124-13  
(2 REQUIRED)



268168 - 12 NEEDLE THREAD TENSION RELEASE



268514 - 12 NEEDLE THREAD TENSION BRACKET



268263 NEEDLE THREAD  
TENSION COMPLETE



54279 NEEDLE THREAD TENSION  
THREAD GUIDE



268332 LOOPER THREAD  
TENSION COMPLETE



268122 LOOPER THREAD  
TENSION THREAD GUIDE  
(MULTIPLE NEEDLE MACHINE)




268333 LOOPER THREAD  
TENSION THREAD GUIDE  
(1 NEEDLE MACHINE)

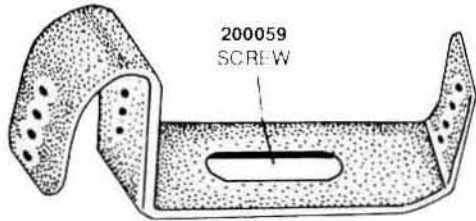

# 2 AND 4 NEEDLE THREAD HANDLING PARTS

FOR 300W & 302W

268052 LOOPER TAKE-UP ROD




268514 NEEDLE THREAD TENSION BRACKET (300W302)



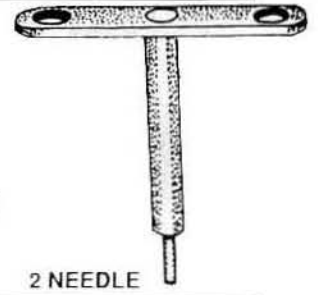
200059  
SCREW

268051 LOOPER THREAD GUIDE (300W)

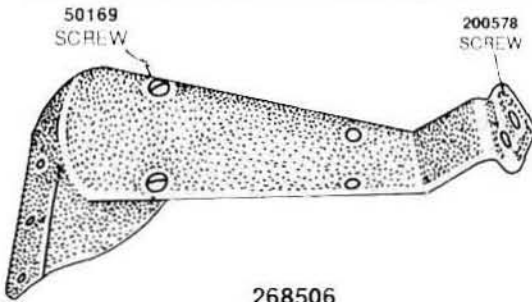


268331  
LOOPER THREAD TENSION BRACKET

268168  
NEEDLE  
THREAD  
TENSION  
RELEASER



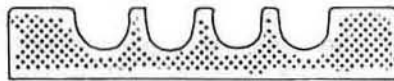
2 NEEDLE



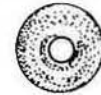
50169  
SCREW

200578  
SCREW

268506  
UPPER NEEDLE THREAD GUIDE BRACKET



268124 - 12 - 2




201620 THUMB NUT



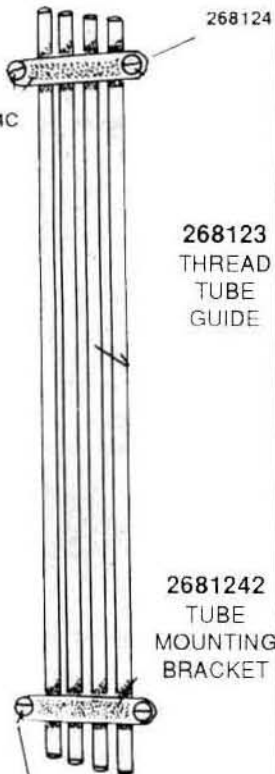
268124 - 12 - 1 TWO REQUIRED

268169  
TENSION  
RELEASER  
CAP



268121

NEEDLE THREAD  
TENSION BRACKET  
SPACING COLLAR



268123  
THREAD  
TUBE  
GUIDE

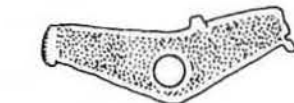


268263  
NEEDLE THREAD  
TENSION  
COMPLETE



269620  
LOOPER  
THREAD  
GUIDE  
FOR 302W

268512



268333  
LOOPER THREAD TENSION  
GUIDE  
(1 NEEDLE MACHINE)

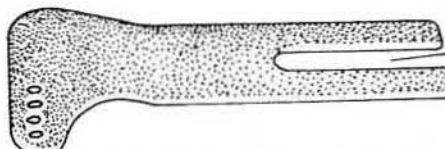
PARTS FOR 300W201  
4 NEEDLES



268515  
NEEDLE THREAD TENSION  
RELEASER (300W302)



268332  
LOOPER THREAD  
TENSION  
COMPLETE




268312 NEEDLE THREAD GUIDE

200082  
SCREW




54279  
NEEDLE THREAD TENSION  
THREAD GUIDE



268167  
NEEDLE THREAD TENSION

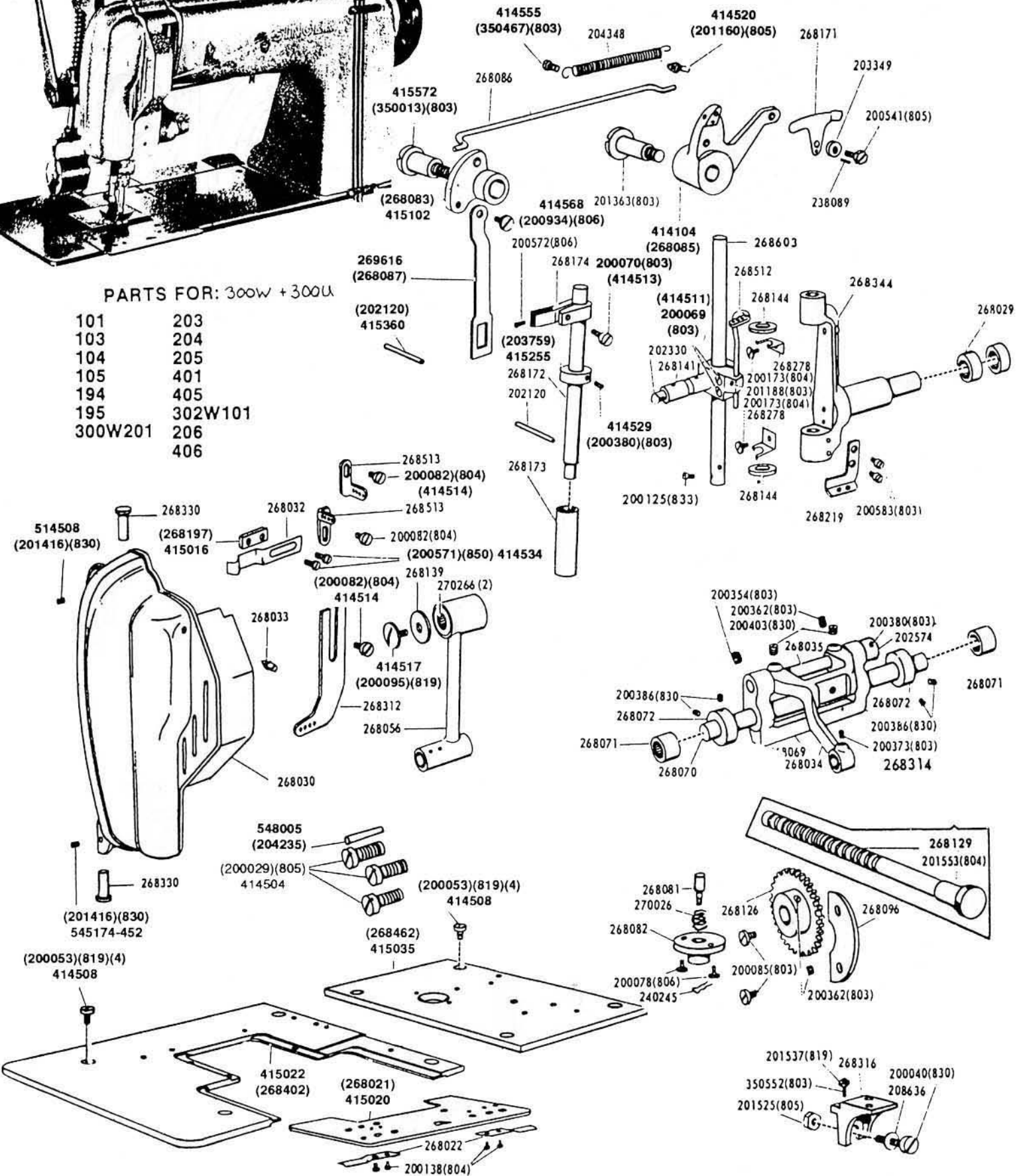
ALL RIGHTS RESERVED 1993

# PARTS FOR 300W AND 300U



## PARTS FOR: 300W + 300U

- |         |         |
|---------|---------|
| 101     | 203     |
| 103     | 204     |
| 104     | 205     |
| 105     | 401     |
| 194     | 405     |
| 195     | 302W101 |
| 300W201 | 206     |
|         | 406     |

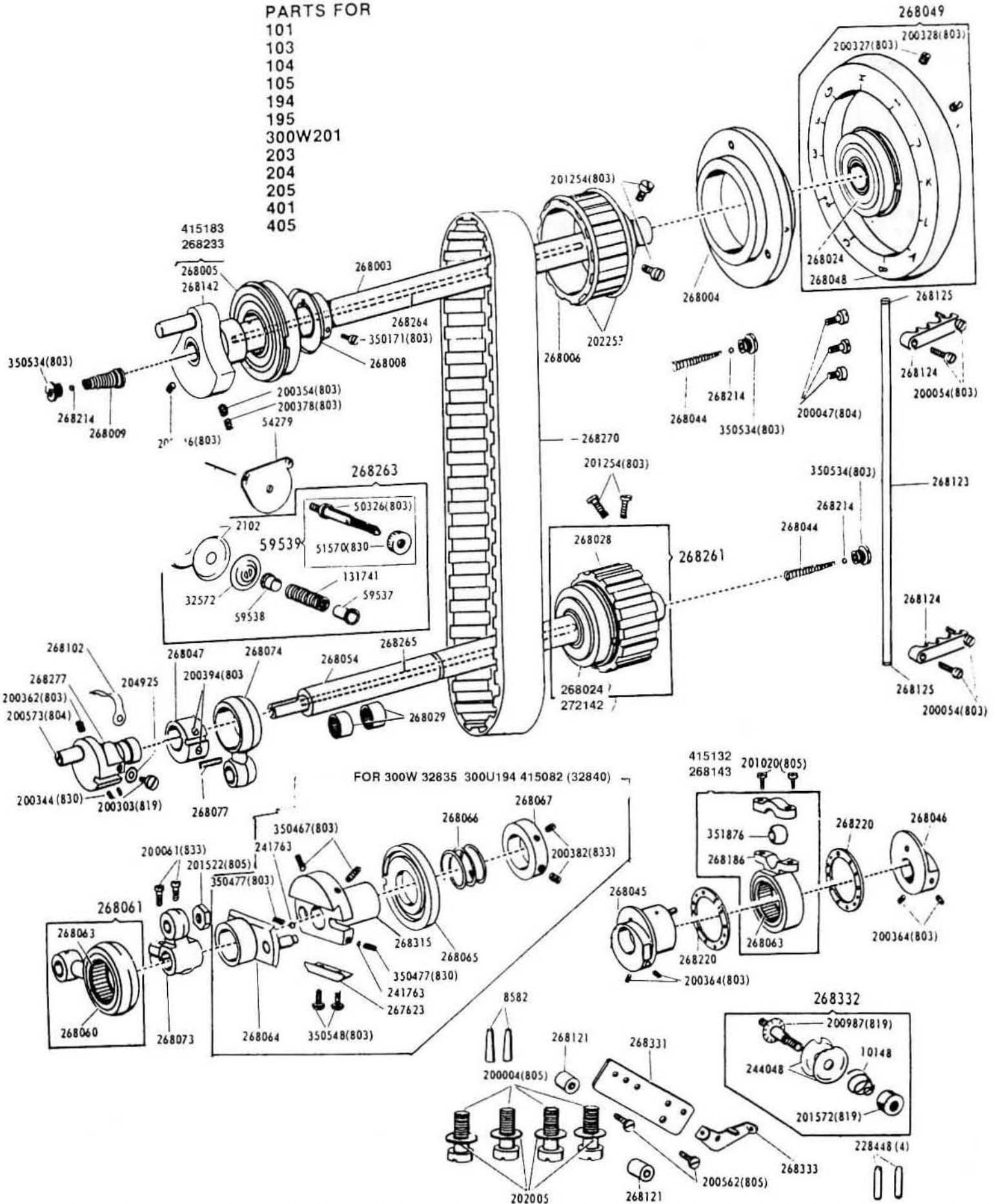




# PARTS FOR 300W AND 300U, 302W, 302U

## PARTS FOR

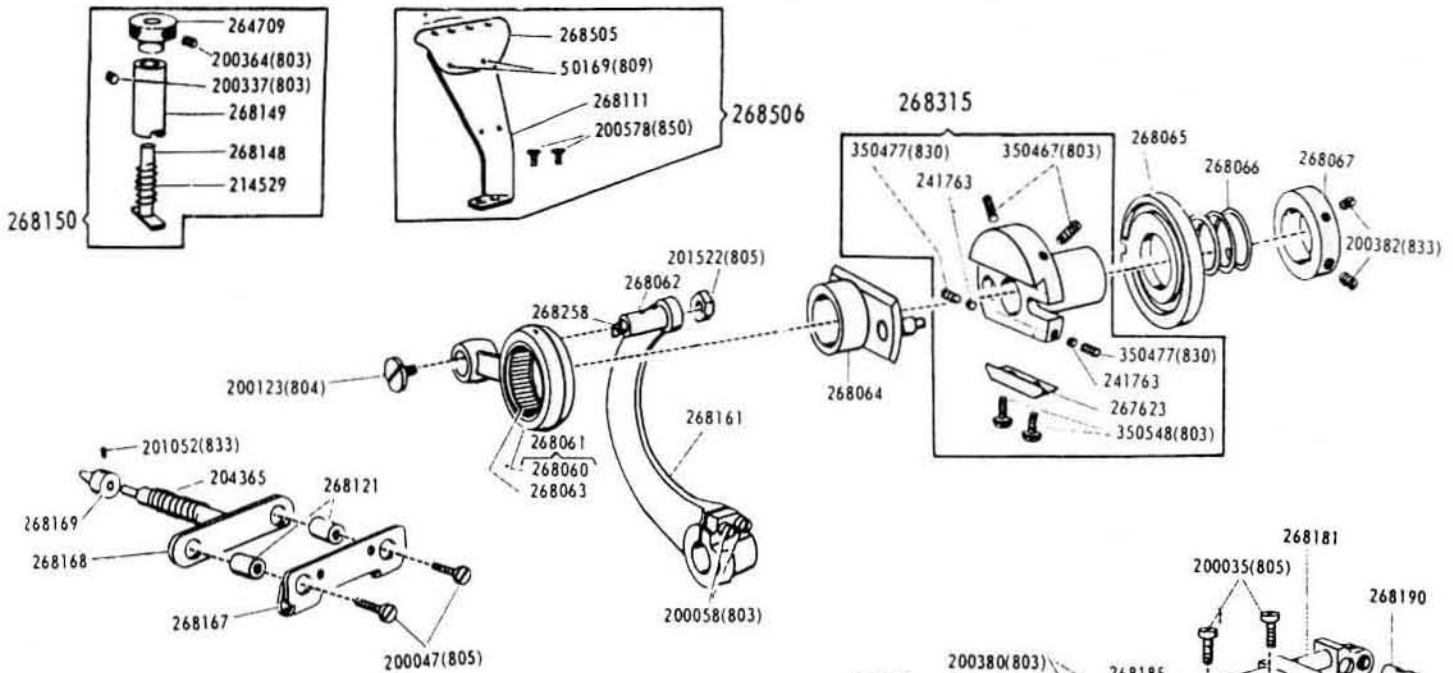
- 101
- 103
- 104
- 105
- 194
- 195
- 300W201
- 203
- 204
- 205
- 401
- 405



FOR 300W 32835 300U194 415082 (32840)

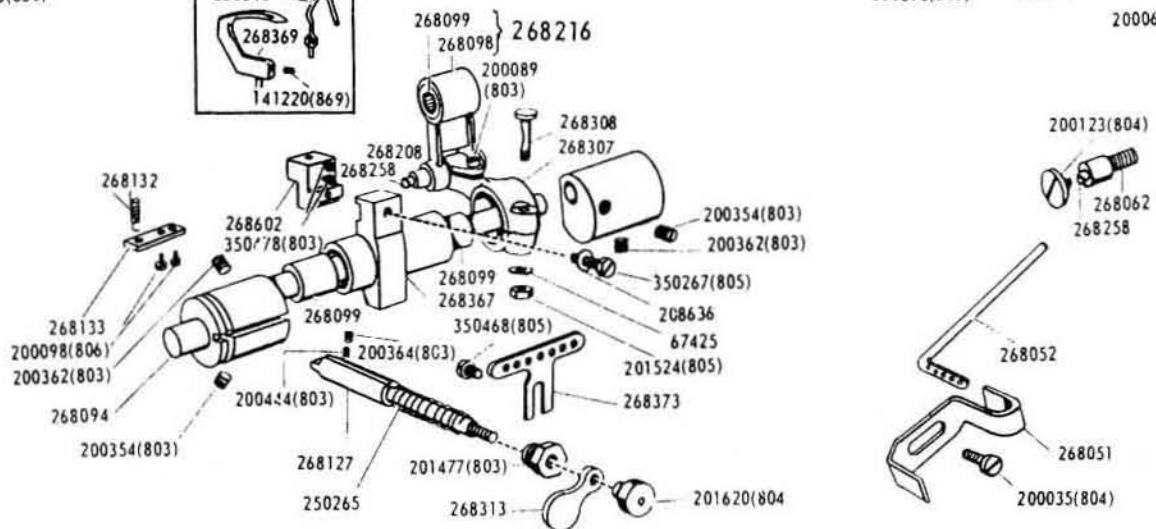
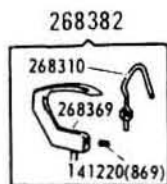
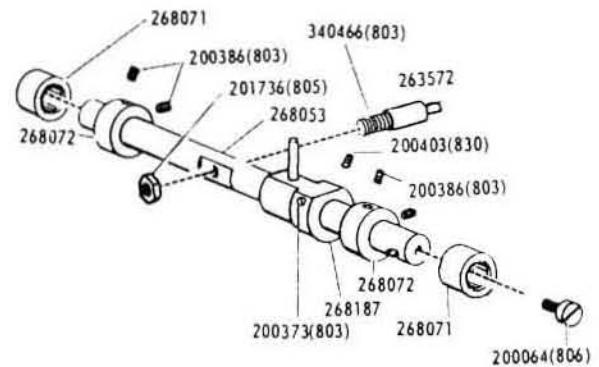
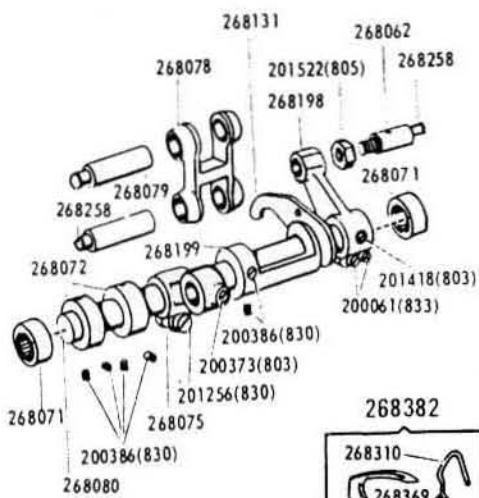


# PARTS FOR 300W AND 300U



## PARTS FOR 300W

- 101
- 103,
- 104
- 105
- 194
- 195
- 300W201
- 203
- 204
- 205
- 401
- 405
- 302W101
- 204
- 406



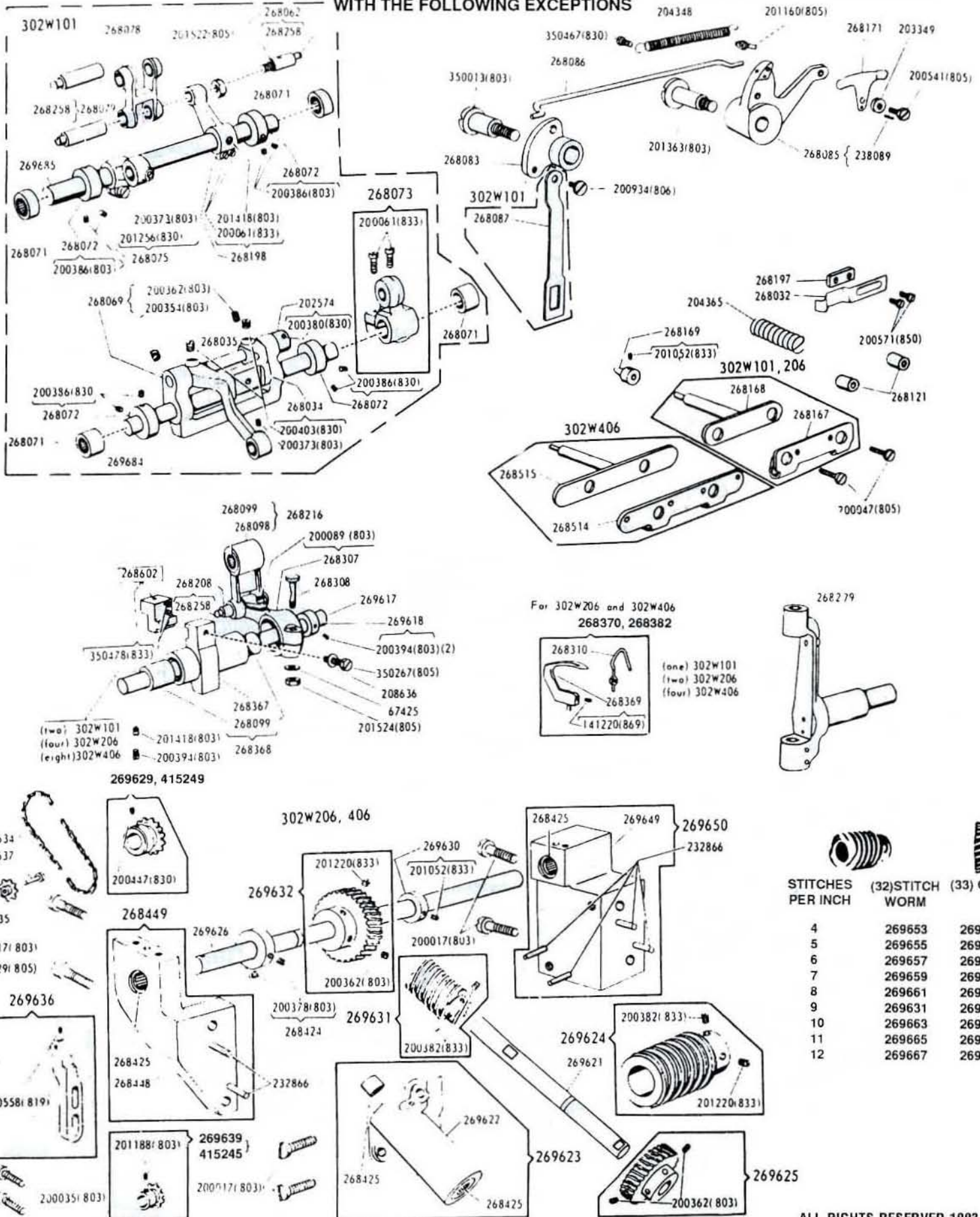
ALL RIGHTS RESERVED 1993





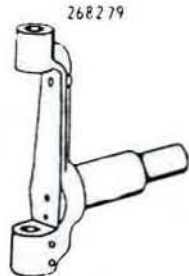
# PARTS FOR 302W, 101, 206, 406, & 302U MACHINE

WITH THE FOLLOWING EXCEPTIONS



For 302W206 and 302W406  
268370, 268382

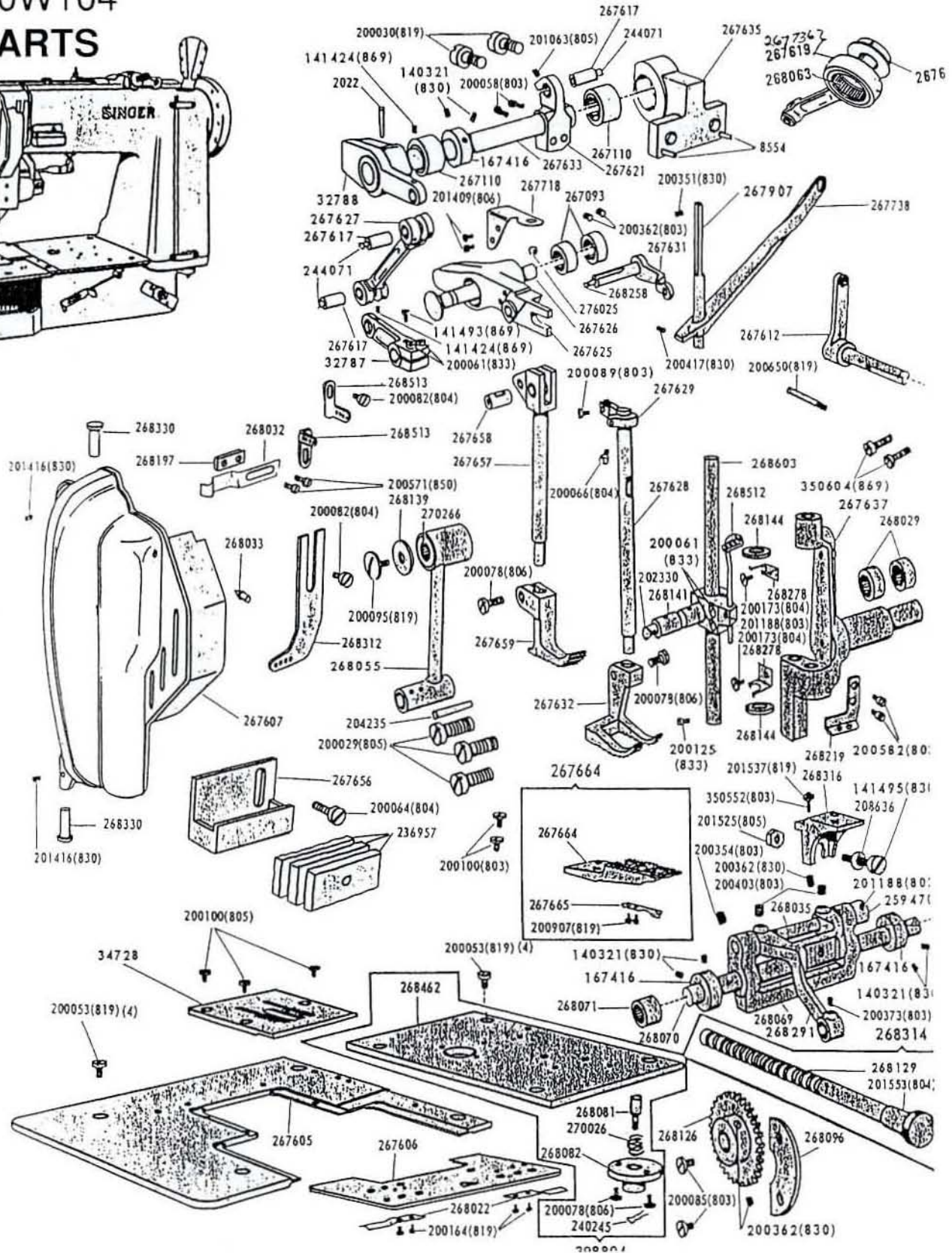
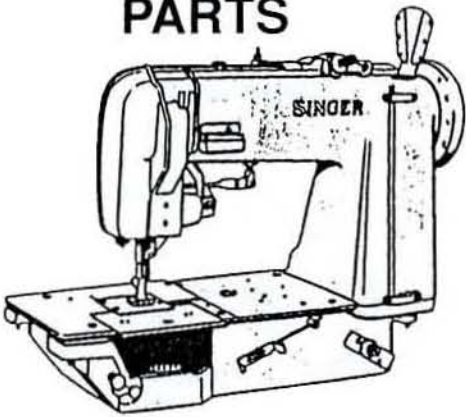
(one) 302W101  
(two) 302W206  
(four) 302W406



STITCHES PER INCH	(32) STITCH WORM	(33) GEAR
4	269653	269654
5	269655	269656
6	269657	269658
7	269659	269660
8	269661	269662
9	269631	269632
10	269663	269664
11	269665	269666
12	269667	269668

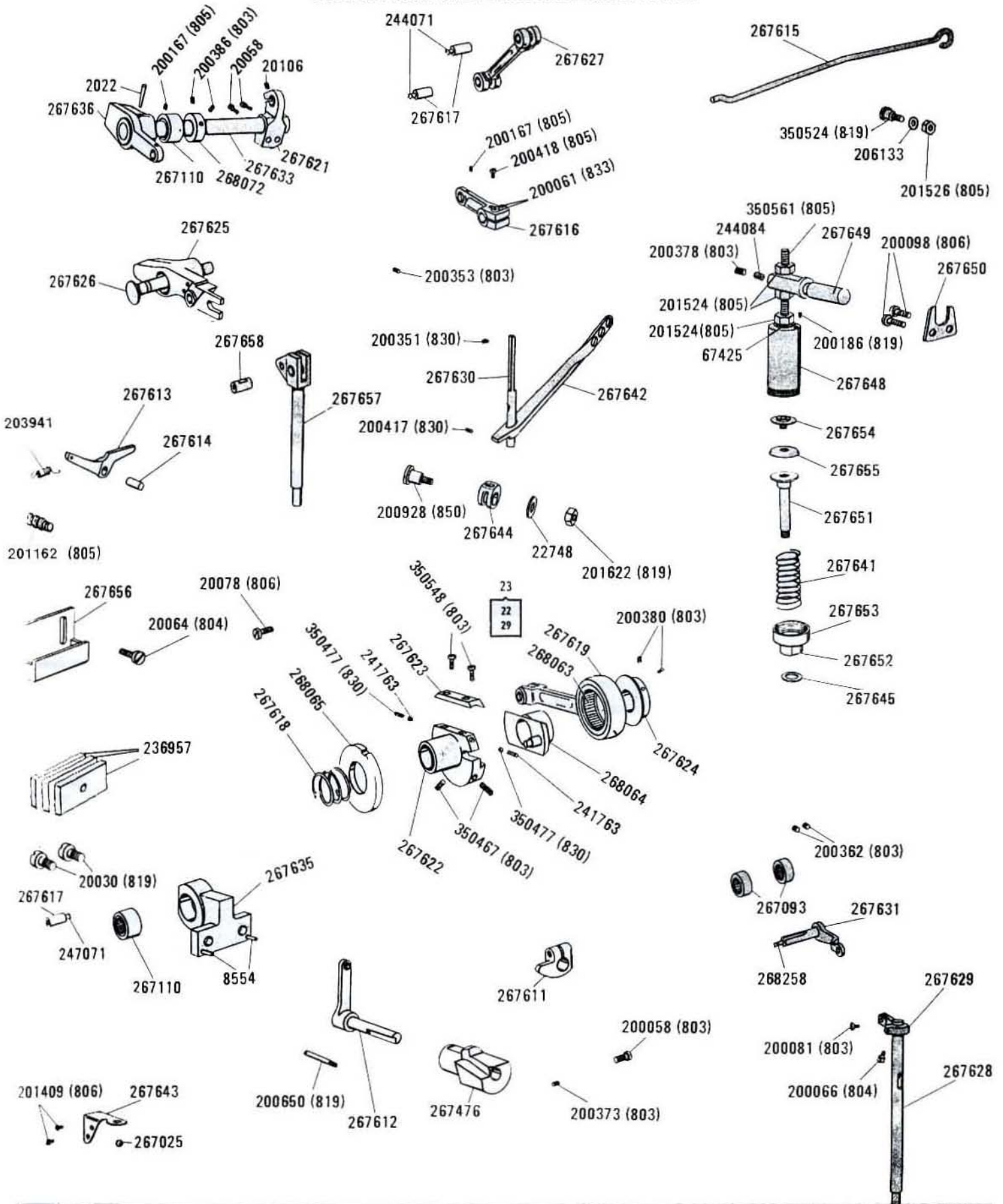


**SINGER  
300W104  
PARTS**



# SUPPLEMENTARY PARTS ILLUSTRATIONS FOR 300W103 AND 300W203

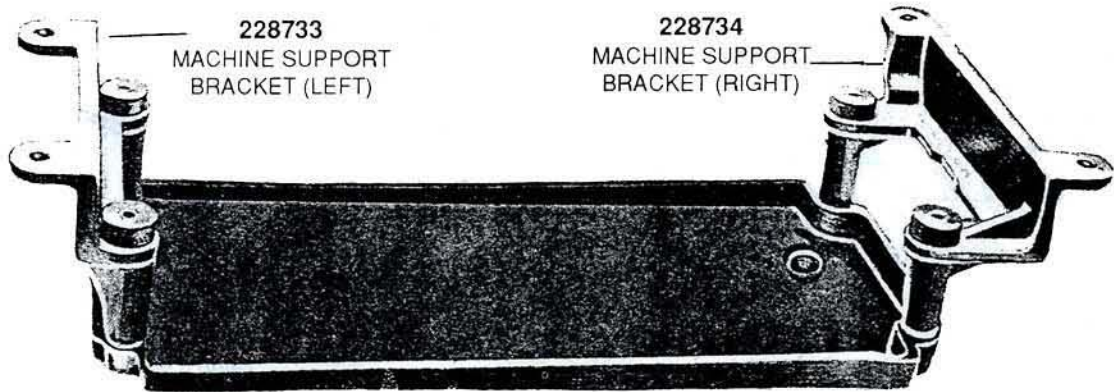
ALL PARTS FOR MACHINES 300W103 AND 300W203 ARE THE SAME AS MACHINE 300W101 WITH THE FOLLOWING EXCEPTIONS.






# 300W DRIP PAN FOR 300W, 320, FB155

## 300-DP DRIP PAN 300W101



## 320-DP DRIP PAN 320W194



## 155-DP DRIP PAN FOR FB 155 AND 160



228444  
MACHINE CUSHION  
(NEOPRENE)

201308  
OIL PAN SCREW



ALL RIGHTS RESERVED 1993

# PARTS FOR 7 CLASS MACHINES

## Fittings for 7-31, 7-33, 7-41 Machines

### Single Row Feed



**19835**  
Feed Dog,  
14 teeth;  
10 teeth to 1".

**58261**  
Lifting  
Presser  
Foot.



**58262**  
Vibrating  
Presser  
Foot.


**19858**  
Throat Plate.



### Double Row Feed



**19834**  
Feed Dog,  
8 teeth;  
7 teeth to 1".



**19855**  
Throat Plate.



**19860**  
Vibrating  
Presser Foot.



**58260**  
Lifting  
Presser Foot.




**11508**

Vibrating  
Presser  
Bar.



**11383**  
Needle Bar  
Connecting Stud.



**58669**  
Shuttle  
(7-31, 7-33, 7-41).

**58525**  
For 7-9, 7-34, 7-48.



**58209**  
Shuttle  
Tension Spring  
(7-31, 7-34,  
7-41).

**19979**  
For 7-9, 7-34,  
7-48.



**11506**  
Thread  
Take-up  
Spring.



**11538**  
Needle Bar  
for 7-10, 13, 15,  
31-33, 47.



**19849**  
Shuttle Race  
for 7-31, 33, 41.

**11836**  
For 7-9, 7-34, 7-48.

(Illustration two-fifths size.)



**58207**  
Shuttle  
Cylinder  
(7-31, 7-33,  
7-41).



**16901**  
Bobbin  
(7-31, 7-33,  
7-41).

**11910**  
For 7-9, 7-34,  
7-48.



**19702**  
Needle  
Clamp.

ALL RIGHTS RESERVED 1993



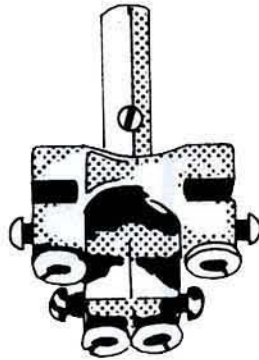
# 131 CLASS 4 NEEDLE GAUGE PARTS

## FEED DOG



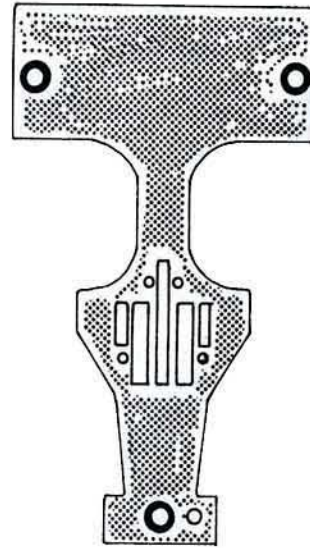
- 236169
- 236175
- 236161
- 236167
- 236163
- 236176
- 236164
- 236290
- 236293
- 245275
- 245265

## NEEDLE CLAMP



- |        |   |       |   |       |   |       |
|--------|---|-------|---|-------|---|-------|
| 236364 | - | 1/4   | - | 1/4   | - | 1/4   |
| 236398 | - | 5/16  | - | 5/16  | - | 5/16  |
| 236186 | - | 11/32 | - | 11/32 | - | 11/32 |
| 236267 | - | 3/8   | - | 3/8   | - | 3/8   |
| 236188 | - | 13/32 | - | 13/32 | - | 13/32 |
| 236399 | - | 7/16  | - | 7/16  | - | 7/16  |
| 236163 | - | 15/32 | - | 15/32 | - | 15/32 |
| 236382 | - | 1/2   | - | 1/2   | - | 1/2   |
| 236385 | - | 9/16  | - | 9/16  | - | 9/16  |
| 245339 | - | 1/4   | - | 5/16  | - | 1/4   |
| 243327 | - | 1/4   | - | 3/8   | - | 1/4   |

## THROAT PLATE




- |        |       |   |       |   |       |
|--------|-------|---|-------|---|-------|
| 236263 | 1/4   | - | 1/4   | - | 1/4   |
| 236269 | 5/16  | - | 5/16  | - | 5/16  |
| 236253 | 11/32 | - | 11/32 | - | 11/32 |
| 236261 | 3/8   | - | 3/8   | - | 3/8   |
| 236255 | 13/32 | - | 11/32 | - | 11/32 |
| 236270 | 7/16  | - | 7/16  | - | 7/16  |
| 236256 | 15/32 | - | 15/32 | - | 15/32 |
| 236277 | 1/2   | - | 1/2   | - | 1/2   |
| 236280 | 9/16  | - | 9/16  | - | 9/16  |
| 245485 | 1/4   | - | 5/16  | - | 1/4   |
| 245475 | 1/4   | - | 3/8   | - | 1/4   |



HINGED PRESSER FOOT

- |        |       |   |       |   |       |
|--------|-------|---|-------|---|-------|
| 236208 | 1/4   | - | 1/4   | - | 1/4   |
| 236331 | 5/16  | - | 5/16  | - | 5/16  |
| 236230 | 11/32 | - | 11/32 | - | 11/32 |
| 236317 | 3/8   | - | 3/8   | - | 3/8   |
| 236234 | 13/32 | - | 13/32 | - | 13/32 |
| 236337 | 7/16  | - | 7/16  | - | 7/16  |
| 236301 | 15/32 | - | 15/32 | - | 15/32 |
| 236395 | 1/2   | - | 1/2   | - | 1/2   |
| 236300 | 9/16  | - | 9/16  | - | 9/16  |
| 245436 | 1/4   | - | 5/16  | - | 1/4   |
| 236321 | 1/4   | - | 5/16  | - | 1/4   |
| 245410 | 1/4   | - | 3/8   | - | 1/4   |
| 236321 | 1/4   | - | 3/8   | - | 1/4   |


## 778 PARACHUTE LAP SEAM



LIGHT CAPACITY

### SIZE

- 3/8"
- 1/2"
- 5/8"
- 3/4"
- 7/8"
- 1"
- 1-1/8"
- 1-1/4"
- 1-3/8"
- 1-1/2"



DOUBLE LAP SEAM FOLDER

ALL RIGHTS RESERVED 1993

# FOR 138W, 138G CLASS MACHINES

264103  
3/32 TO 7/32  
IN STEPS OF 1/32 INCH

200577 AL



THROAT PLATE

264101 - 3/16 AND 7/32  
264102 - 1/4 TO 13/32  
IN STEPS OF 1/32 INCH



THROAT PLATE

264104 - 7/16 TO 3/4  
IN STEPS OF 1/32 INCH



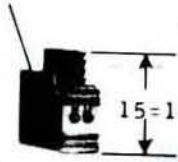
THROAT PLATE

264105 - 7/16 TO 3/4  
IN STEPS OF 1/32 INCH




THROAT PLATE

264013 - 50 - 3/32 TO 7/32  
264012 - 46 - 1/8 TO 7/32  
IN STEPS OF 1/32 INCH  
264016 - 40 - 3/16



FEED DOG

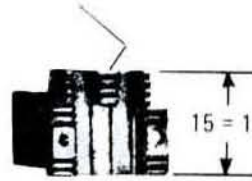
264010-46 - 3/16 AND 7/32  
264017-50 - 3/16 AND 7/32  
264015-50 - 1/4 AND 3/8  
264018 - 40 - 1/4, 9/32, 5/16, AND 3/8



264011-46 - 1/4 TO 13/32  
IN STEPS OF 1/32 INCH


FEED DOG

264014  
7/16, 15/32, 1/2, 9/16 AND 3/4



FEED DOG

264019  
264019 - 7/16, 1/2, 5/8 AND 3/4



FEED DOG

138W102

138W101-102

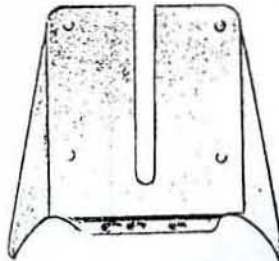
237187  
VIBRATING  
PRESSER FOOT



237178  
LIFTING  
PRESSER FOOT



230852  
ATTACHMENT BRACKET



264066



264062



224074



237181-1/8-5/8  
237182-3/4

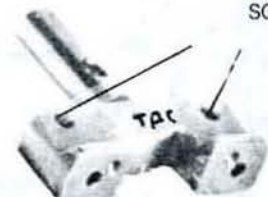
138W102  
NEEDLE CLAMP



200141F  
SCREW

236650-1/16  
223878-1/8-7/16  
223863-1/2-13/16  
223864

138W101  
NEEDLE CLAMP



200141  
SCREW

ALL RIGHTS RESERVED 1993



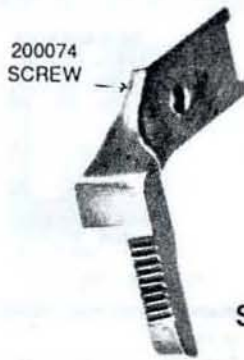
# FOR 144W CLASS MACHINES



200074  
SCREW

**1238-A**


265112  
DOUBLE TOE  
Outside



200074  
SCREW

**1240-A**

264611  
SINGLE TOE  
Outside



742  
SCREW

**1242-A**


264693  
THROAT PLATE



200086  
SCREW

**1244-A**

264613  
LARGE NEEDLE HOLE  
Inside



200086  
SCREW

**1246-A**

264614  
SMALL NEEDLE HOLE  
Inside



**1248**

264687  
FEED DOG

201491  
SCREW

( For Size 25 & 26 Needles )



**1250**

265100  
FEED DOG  
( For Size 27 Needles )

## BOAT FEET FOR HEAVY TUFTED UPHOLSTERY




265146  
VIBRATING FOOT



265147  
LIFTING FOOT



240539  
SAFETY CLUTCH COMP.



265093 ( 265361 )  
Hook and Bobbin Case

ALSO AVAILABLE  
265093 HP Hard Point  
Hook & Bobbin Case



265090 Bobbin Case  
( Hook Base )

ALSO AVAILABLE  
265105 Tension Spring



264645 Bobbin



201253  
SCREW

265096  
HOOK GIB ( Short )

201253  
SCREW




265095  
HOOK GIB ( Long )

ALL RIGHTS RESERVED 1993

# GAUGE FITTINGS FOR 145W & ADLER MACHINES

FITTINGS WILL BE DESIGNED TO SUIT YOUR REQUIREMENTS, COMPLETE SET INCLUDES: NEEDLE PLATE, FEEDER, FOOT & NEEDLE CLAMP

LIFTING FOOT  
265237



LIFTING FOOT  
265320



LIFTING FOOT  
265236



LIFTING FOOT  
265239



LIFTING FOOT  
265238



VIBRATING FOOT  
265267-35



SCREW  
20086F


265325-16



VIBRATING FOOT  
265266-35



VIBRATING FOOT  
265269-35



VIBRATING FOOT  
265268-35



1/4 - 9/32 - 5/16 - 11/32 - 3/8 - 13/32  
7/16 - 15/32 - 1/2 - 17/32 - 9/16 - 19/32  
5/8 - 21/32 - 11/16 - 23/32

21/32 - 11/16 - 23/32 - 3/4

3/4 - 25/32 - 13/16 - 27/32  
7/8 - 29/32 - 15/16 - 31/32

1 - 1 1/32 - 1 1/16 - 1 3/32 - 1 1/8  
1 5/32 - 1 3/16 - 1 7/32 - 1 1/4 - 1 9/32  
1 5/16 - 1 11/32 - 1 3/8 - 1 13/32  
1 7/16 - 1 15/32 - 1 1/2

## NEEDLE BAR AND HOLDER ASSEMBLY

200112  
SCREW



265276

1/4 - 9/32 - 5/16 - 11/32 - 3/8 - 13/32 - 7/16 - 15/32 - 1/2  
17/32 - 9/16 - 19/32 - 5/8 - 21/32 - 11/16 - 23/32 - 3/4 - 25/32  
13/16 - 27/32 - 7/8 - 29/32 - 15/16 - 31/32 - 1

265277

1 1/32 - 1 1/16 - 1 3/32 - 1 3/16 - 1 7/32 - 1 1/4 - 1 9/32  
1 5/16 - 1 11/32 - 1 3/8 - 1 13/32 - 1 7/16 - 1 15/32 - 1 1/2 - 1 17/32  
1 9/16 - 1 19/32 - 1 5/8 - 1 21/32 - 1 11/16 - 1 23/32 - 1 3/4  
1 25/32 - 1 13/16 - 1 27/32 - 1 7/8 - 1 29/32 - 1 15/16

265278

2 - 2 1/16 - 2 1/8 - 2 3/16 - 2 1/4 - 2 5/16  
2 3/8 - 2 7/16 - 2 1/2

SCREW  
200161D

FEED DOG  
265223-35

203376



SCREW  
742F

1/4 - 9/32


THROAT PLATE  
265259



15=1

5/16 - 11/32 - 3/8 - 13/32 - 7/16 - 15/32 - 1/2 - 17/32

265260

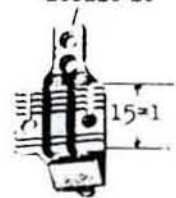


FEED DOG  
265225-35



15=1

FEED DOG  
265220-23




15=1

9/16 - 19/32 - 5/8 - 21/32 - 11/16 - 23/32 - 3/4 - 25/32  
13/16 - 27/32 - 7/8 - 29/32 - 15/16 - 31/32


THROAT PLATE  
265261



FEED DOG  
265221-23



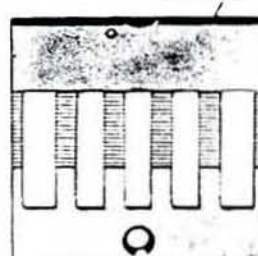
FEED DOG  
265226-35




15=1

15=1

THROAT PLATE  
265262



FEED DOG  
265227-35



15=1

2 - 2 1/16 - 2 1/8 - 2 3/16 - 2 1/4 - 2 5/16 - 2 3/8 - 2 7/16 - 2 1/2




# 154W101 GAUGE FITTINGS

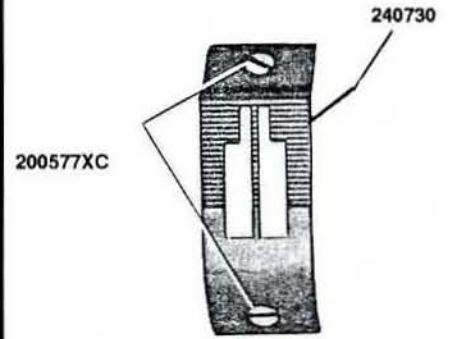
THROAT PLATE



THROAT PLATE

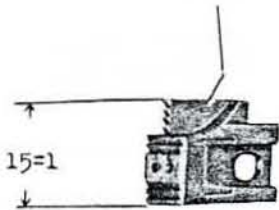


THROAT PLATE



FEED DOG


240706 - 50



1/8 - 5/32

FEED DOG

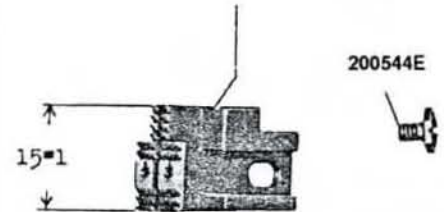
240707 - 50



3/16 - 7/32

FEED DOG

240709 - 46



1/4 - 9/32 - 5/16 - 11/32 - 3/8 - 13/32

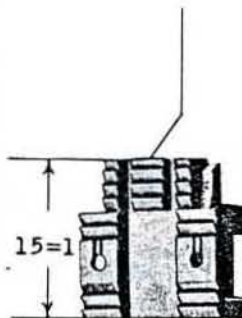
THROAT PLATE

240731  
7/16, 15/32, 1/2



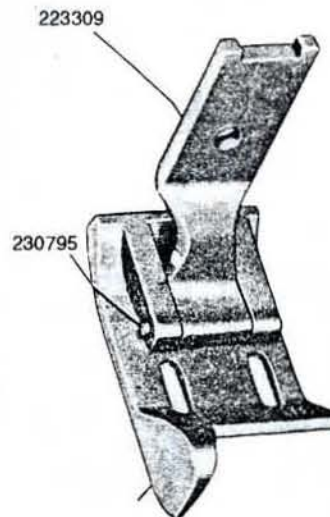
FEED DOG

240710 - 46  
7/16, 15/32, 1/2



HINGED PRESSER FOOT

240721 5/32, 3/16, 7/32  
240723 15/32, 1/2



240720 5/32, 3/16, 7/32  
240722 15/32, 1/2

CLAMP FOR 254W101

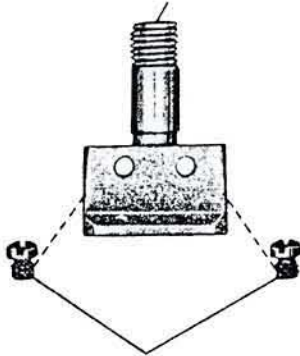
236650-1/16  
223878-1/8-7/16  
223863-1/2-13/16



ALL RIGHTS RESERVED 1993

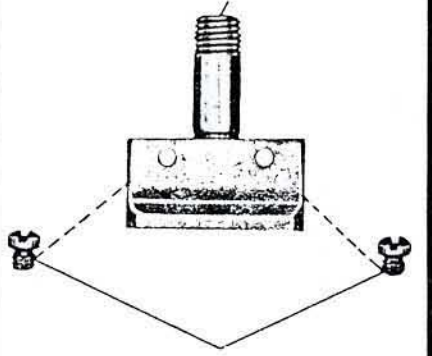
# 167W101:100 GAUGE FITTINGS

267269  
1/4 TO 15/32  
IN STEPS OF 1/32 INCH



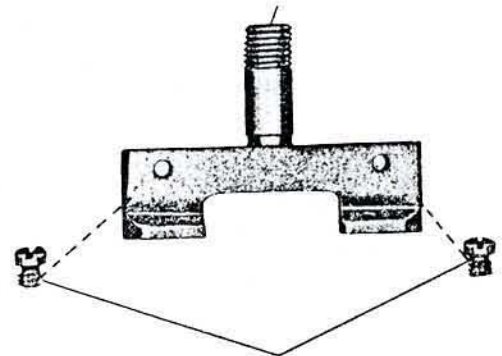
200141F

267270  
1/2 TO 3/4  
IN STEPS OF 1/32 INCH




200141F

267271  
25/32 TO 1  
IN STEPS OF 1/32 INCH




200141F

265700 - 1/4 - 9/32 - 5/16 - 11/32  
265702 - 3/8 - 13/32 - 7/16  
265704 - 15/32 - 1/2 - 17/32




265699  
265701  
265703

265706 - 9/16 - 19/32 - 5/8  
265708 - 21/32 - 11/16 - 23/32  
265710 - 3/4 - 25/32 - 13/16



265705  
265707  
265709

265712 - 27/32 - 7/8 - 29/32  
265714 - 15/16 - 31/32 - 1



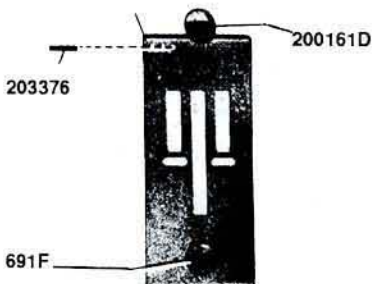
265711  
265713

167W101



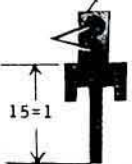
265740  
THROAT PLATE  
NEEDLE HOLE

265731 - 1/4 - 9/32  
265739 - 5/16 - 11/32  
265732 - 3/8 - 13/32 - 7/16  
265733 - 15/32 - 1/2 - 17/32



265621  
265622  
265623

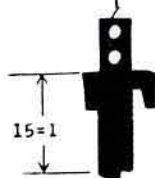
200106E



265734 - 9/16 - 19/32 - 5/8  
265735 - 21/32 - 11/16 - 23/32  
265736 - 3/4 - 25/32 - 13/16



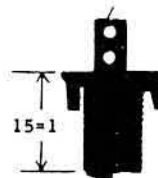
265624  
265625  
265626



265737 - 27/32 - 7/8 - 29/32  
265738 - 15/16 - 31/32 - 1



265627  
265628



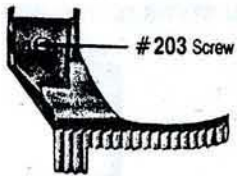
265767 FRONT



265758 BACK



# PARTS FOR SINGER CLASSES: 147, 252, 253 & 262



**FEEDING PRESSER FOOT (Outside)**

# 156133 For Classes: 147-90 (Single Needle)




**PRESSER FOOT SHANK**

# 158170 For Classes: 147-90 (Single Needle)




**LOOPER COMPLETE WITH GUARD AND SCREW**  
# 131134 For Classes: 147-51; 262-1, 2 & 3)

**PARTS AVAILABLE SEPARATELY:**  
# 131135 Looper Needle Guard  
# 229 Looper Guard Screw



**LOOPER**

# 131133 For Classes: 147-51; 262-1, 2 & 3



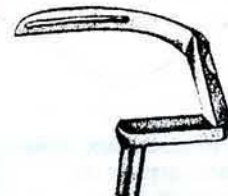
**PRESSER FOOT SHOE (Wide)**  
# 54234 For Classes: 147-90 (Single Needle)



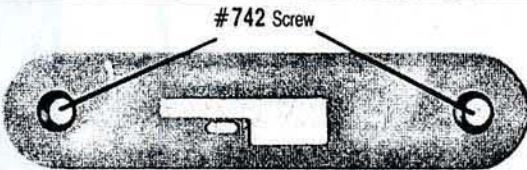
**PRESSER FOOT SHOE (Narrow)**  
# 157393 For Classes: 147-90 (Single Needle)



**LOOPER 1/8" (Back)**  
# 131425 For Classes: 147-115 (Double Needle) For Classes: 262-25



**LOOPER 1/8" (Front)**  
# 131426 For Classes: 147-115 (Double Needle) For Classes: 262-25



**THROAT PLATE**

# 54168 (# 54215) For Classes: 147-90 (Single Needle)

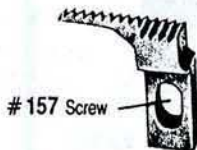
**ALSO AVAILABLE:**

# 54237 Throat Plate For Classes: 147-90 (Single Needle)



**NEEDLE BAR**

# 64319 For Classes: 147-115 & 147-27 (Double Needle)



**FEED DOG**

# 131854 (# 54139) For Classes: 147-90 (Single Needle)

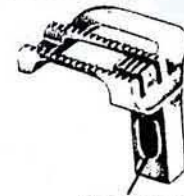
**ALSO AVAILABLE:**

# 54233 Feed Dog For Classes: 147-90 (Single Needle)



**THROAT PLATE 1/8"**

# 147557 1/8 (# 52542 1/8) For Classes: 147-115 (Double Needle)



**FEED DOG 1/8"**

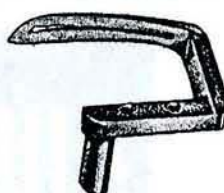
# 147556 1/8 For Classes: 147-115 (Double Needle)



**LOOPER**


# 53203 Complete With Guard  
# 52661 For Classes: 147-90 (Single Needle)

**PARTS AVAILABLE SEPARATELY:**  
# 52661 Looper Needle Guard



**LOOPER**

# 147670 (# 53202) For Classes: 147-90 (Single Needle)



**FEED LIFTING REGULATOR**  
# 147560 For Class: 147

**FOR Classes: 253-2, 11 & 12 and 261-1, 2 & 3 (SINGLE NEEDLE)**



**PRESSER FOOT (Hinged) Complete**  
# 146946 (# 160634)



**LIFTING PRESSER FOOT 1/8" (Inside)**

# 44623 For Classes: 147-115 (Double Needle)



**LIFTING PRESSER FOOT 1/32" (Inside)**

# 52535 For Classes: 147-115 (Double Needle)

**FOR TROUSERS ON Classes: 253-2, 11 & 12**



**PRESSER FOOT**  
# 160410

**FOR Class: 253-2**



**FEED DOG**  
# 146975

ALL RIGHTS RESERVED 1993

# PARTS FOR SINGER MACHINES


## FOR 262 CLASS

## FOR 147 CLASS

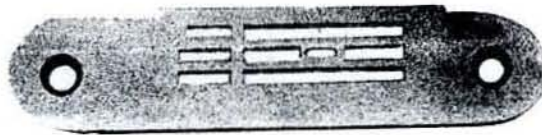
## FOR 253 CLASS

RECOMMENDED NEEDLES: FOR 262 CLASS: 62 X 45 (4107) 149 X 25 (2793)

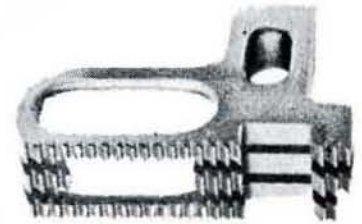
FOR 147 CLASS: 62 X 43 (3516) 62 X 47 (3518)



146202 PRESSER FOOT



146248-002 THROAT PLATE



142363 FEED DOG

## PARTS FOR SINGER 262-2, 3 MACHINES



131355 PRESSER FOOT



68085 THROAT PLATE




142388 FEED DOG

## PARTS FOR SINGER 262-21, 22; 147-100, 101 MACHINES



1319171/4 PRESSER FOOT 1/4"  
1319173/16 PRESSER FOOT 3/16"



1462901/4 THROAT PLATE 1/4"  
1462903/16 THROAT PLATE 3/16"



1423751/4 FEED DOG 1/4"  
1423753/16 FEED DOG 3/16"



1314591/4 LOOPER FRONT 1/4"  
1314593/16 LOOPER FRONT 3/16"



1314581/4 LOOPER, BACK 1/4"  
1314583/16 LOOPER, BACK 3/16"



1391161/4 NEEDLE CLAMP 1/4"  
1391163/16 NEEDLE CLAMP 3/16"




# PARTS FOR SINGER 231 & 261 CLASS MACHINE

FOR Classes: 231-4 & 261-1  
# 1255 Screw



**FEED DOG**  
# 139540 3/16 3/16"  
# 139540 1/4 1/4"

FOR Class: 231-4




**NEEDLE PLATE**  
# 139355-012 3/16"  
# 139355-016 1/4"

FOR Class: 231-4



**FEED DOG**  
# 139354-012 3/16"  
# 139354-016 1/4"

FOR Classes: 231-7 & 8 and 261-2 & 3  
# 691 Screw



**THROAT PLATE**  
# 139385 1/4  
# 139385 3/16

FOR Classes: 231-7 & 8 and 261-2 & 3  
★ FOR COVERALLS, DUNGAREES, DENIMS, ETC.  
# 1255 Screw




**FEED DOG**  
# 139382 1/4 14 Teeth, 10 Teeth to 1"  
# 139382 3/16 14 Teeth, 10 Teeth to 1"

FOR Classes: 231-7 & 8 and 261-2 & 3  
★ FOR COVERALLS, DUNGAREES, DENIMS, ETC.  
# 1255 Screw




**FEED DOG**  
# 139414 3/16 11 Teeth, 8 Teeth to 1"  
# 139414 1/4 11 Teeth, 8 Teeth to 1"

FOR Classes: 231-4, 5, 6, 7, 8, 31, 33, 34 & 35



**BACK LOOPER**  
# 1390563/16 3/16" Gauge  
# 1390561/4 1/4" Gauge




**FRONT LOOPER**  
# 1390573/16 3/16" Gauge  
# 1390571/4 1/4" Gauge

FOR Classes: 231-4, 5, 6, 7, 8, 31, 33, 34 & 35



**LOOPER HOLDER**  
# 1390933/16 3/16" Gauge  
# 1390931/4 1/4" Gauge

FOR Classes: 231-4, 5, 6, 7, 8, 31, 33, 34 & 35  
# 1498 Screw



**NEEDLE CLAMP**  
# 1391163/16 3/16" Gauge  
# 1391161/4 1/4" Gauge

FOR Classes: 231-2, 4, 5, 6, 7, 8, 31, 34 & 35 and 261-1, 2, 3, 20, 31 & 32



**LAP SEAM FOLDER**  
# 121586 3/16M Medium 3/16"  
# 121586 3/16H Heavy 3/16"  
# 121586 3/16MH Medium-Heavy 3/16"  
# 121586 1/4M Medium 1/4"  
# 121586 1/4H Heavy 1/4"  
# 121586 1/4MH Medium-Heavy 1/4"

**ALSO AVAILABLE:**  
# 121449 Lap Seam Folder Clamp Plate  
# 139366 Lap Seam Folder Slide For Classes: 231-4, 5, 6, 7 & 8

FOR Classes: 231-25  
# 190 Screw



**HINGED PRESSER FOOT COMPLETE**  
# 1392453/16 Gauge Size 3/16"  
# 1392451/4 Gauge Size 1/4"


**ALSO AVAILABLE:**  
# 37160 Spring For Presser Foot

FOR Class: 231-25  
# 691 Screw



**THROAT PLATE**  
# 1394603/16 (# 1395493/16) 3/16" Gauge  
# 1394601/4 (# 1395491/4) 1/4" Gauge

FOR Class: 231-25  
# 1255 Screw



**FEED DOG**  
# 1393643/16 (# 1395483/16) 3/16" Gauge  
# 1393641/4 (# 1395481/4) 1/4" Gauge

ALL RIGHTS RESERVED 1993



# PARTS FOR SINGER 231 & 261 CLASS MACHINE

FOR Class: 231-25



**BACK LOOPER**

# 1394333/16  $\frac{3}{16}$ " Gauge  
# 1394331/4  $\frac{1}{4}$ " Gauge



**FRONT LOOPER**

# 1394343/16  $\frac{3}{16}$ " Gauge  
# 1394341/4  $\frac{1}{4}$ " Gauge

FOR Class: 231-25



**LOOPER HOLDER**

# 1394553/16  $\frac{3}{16}$ " Gauge  
# 1394551/4  $\frac{1}{4}$ " Gauge

FOR Class: 231-25

# 1498 Screw



**NEEDLE CLAMP**

# 1391163/16  $\frac{3}{16}$ " Gauge  
# 1391161/4  $\frac{1}{4}$ " Gauge

FOR Class: 231-25



**LAP SEAM FOLDER**

# 121757 3/16M Medium  $\frac{3}{16}$ "  
# 121757 3/16H Heavy  $\frac{3}{16}$ "  
# 121757 3/16MH Medium-Heavy  $\frac{3}{16}$ "  
# 121757 1/4M Medium  $\frac{1}{4}$ "  
# 121757 1/4H Heavy  $\frac{1}{4}$ "  
# 121757 1/4MH Medium-Heavy  $\frac{1}{4}$ "

ALSO AVAILABLE:

# 139461 Lap Seam Folder Slide

FOR Classes: 231-34 & 35 and 261-31  
Also For Brother Class: B926



# 190 Screw

**TRIPLE HINGED PRESSER FOOT**  
# 139405-501 (# 22840)

FOR Classes: 231-34 & 35 and 261-31  
Also For Brother Class: B926

★ For Heavy Materials ★  $\frac{1}{8}$ "- $\frac{1}{2}$ " Gauge


# 691 Screw



**THROAT PLATE**  
# 139500-501

FOR Classes: 231-34 & 35 and 261-31  
Also For Brother Class: B926

# 1255 Screw



**FEED DOG**

# 139499-501 12 Teeth, 8 Teeth to 1"



**LOOPER (Intermediate)**

# 139288 For Classes: 231-31, 33,  
34 & 35



**LOOPER (Front)**

# 1390571/4 For Classes: 231-4, 7, 8,  
31, 33, 34 & 35



**LOOPER (Back)**

# 1390561/4 For Classes: 231-4, 7, 8,  
31, 33, 34 & 35



**LOOPER HOLDER**

# 139289 For Classes: 231-34 & 35



# 1498 Screw

**NEEDLE CLAMP**  
# 128215-501



# 141158 Screw

**LOOPER (Front)**

# 32823  $\frac{3}{16}$ " &  $\frac{1}{2}$ " Gauge

ALSO AVAILABLE:  
# 32824 (# 143555) Looper (Front)  
 $\frac{1}{4}$ " &  $\frac{1}{2}$ " Gauge For Classes: 261-1, 2 & 3  
3 Needle  $\frac{1}{8}$ " x  $\frac{1}{8}$ "



# 141158 Screw

**LOOPER (Back)**

# 32820  $\frac{3}{16}$ " &  $\frac{1}{2}$ " Gauge

ALSO AVAILABLE:  
# 32821 (# 143554) Looper (Back)  
 $\frac{1}{4}$ " &  $\frac{1}{2}$ " Gauge For Classes: 261-1, 2 & 3  
3 Needle  $\frac{1}{8}$ " x  $\frac{1}{8}$ "



**LOOPER (Front)**

# 32822 (# 143453)  $\frac{3}{16}$ " &  $\frac{1}{4}$ "  
Gauge For Classes: 261-1, 2, 3, 11, 12 & 13



**LOOPER (Intermediate)**

# 143556 For Classes: 261-32, 33,  
41 & 42


ALL RIGHTS RESERVED 1993

# PARTS FOR 552B AND CENTURIAN 141D

## FOR WORK GLOVES



**158168**  
PRESSER FOOT



**158169**  
THROAT PLATE




**158166**  
FEED DOG,  
10 TEETH,  
10 TEETH TO 1"

## 669 BELT LOOP FOLDER


FOR BELT LOOPS ON 553B



**156058**  
CLAMPING PLATE  
USE TWO 141455 SCREWS



**156975**  
THROAT PLATE, 12 GAUGE  
156092, 16 GAUGE



**156974** FEED DOG,  
12 GAUGE,  
19 TEETH,  
16 TEETH TO 1"  
**156091**, 16 GAUGE  
8 TEETH  
16 TEETH TO 1"



**COMP. HINGE  
PRESSER FOOT  
FOR BELT LOOP  
3/8 - 1/2 - 5/8**



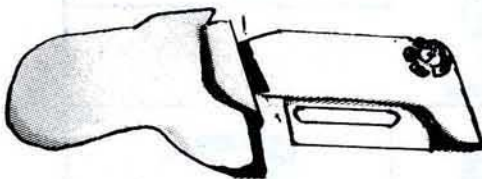
**157917** PRESSER FOOT  
12 GAUGE  
**157918** 16 GAUGE  
SPECIFY FINISH SIZE

STRIP FOLDER STRIP SIZE	FINISH	STRIP SIZE	FINISH
1/2"	1/4"	1"	1/2"
5/8"	5/16"	1-1/8"	9/16"
3/4"	3/8"	1-1/4"	5/8"
7/8"	7/16"	1-7/8"	7/8"

SPECIFY STRIP SIZE AND FINISH

## 629 DOWN FELLER ON SWING ARM

FOR TURN DOWN HEMMING ON KNIT GOODS ON 553B



**156982**  
PRESSER FOOT  
(YIELDING), 12 GAUGE.  
**156121**, 16 GAUGE



**156253** FEED DOG  
12 GAUGE  
15 TEETH  
16 TEETH TO 1"  
**156122**, 16 GAUGE  
16 TEETH,  
16 TEETH TO 1"



**156980** THROAT PLATE  
12 GAUGE  
**156123** 16 GAUGE



ALL RIGHTS RESERVED 1993



# FITTINGS FOR 782D MACHINE



**157136**  
THROAT PLATE



**157135**  
FEED DOG  
14 TEETH,  
12 TEETH TO 1"



**157056**  
LAP SEAM FELLER  
(MEDIUM)




**157202**  
FEED DOG  
20 TEETH,  
16 TEETH TO 1"



**158270**  
PRESSER FOOT

# FITTINGS FOR 410W, 510K MACHINE

FOR 2-1/2 TO 12 STITCHES PER INCH ON 410W111, 510K111.



**101957**  
THROAT PLATE



**101683**  
FEED DOG,  
11 TEETH,  
10 TEETH TO 1"



**101877**  
PRESSER FEET

ALL RIGHTS RESERVED 1993



# PARTS FOR UNION SPECIAL 62200 CLASS

RECOMMENDED NEEDLES: 180G

12 GAUGE (3/16)


TWO NEEDLE COMPOUND FEED MACHINES



22726 L  
PRESSER FOOT  
SCREW



SPRING GUIDE HINGED PRESSER FOOT  
62220G-12 3/16" GAUGE  
62220G-16 1/4" GAUGE



62228-12 THROAT PLATE, 3/16" GAUGE  
62228-16 THROAT PLATE, 1/4" GAUGE



62205F-12 FEED DOG, 3/16" GAUGE  
62205F-16 FEED DOG, 1/4" GAUGE

62220D-12 PRESSER FOOT, 3/16" GAUGE  
62220D-16 PRESSER FOOT, 1/4" GAUGE

22798B

## NEEDLE CLAMP



62217A NEEDLE BAR

62271K

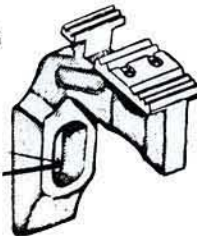


62218A-12 CLAMP, 3/16" GAUGE  
62218A-16 CLAMP, 1/4" GAUGE

## CHAIN OFF PARTS FOR U.S. 62200

62205-C  
FEED DOG

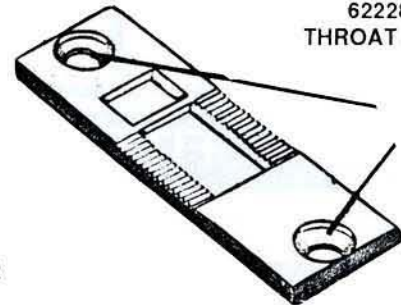
9663  
SCREW



FEED DOG, 3/16" GAUGE 62200-C-2  
FEED DOG, 1/4" GAUGE 62200-C-3

62228-C  
THROAT PLATE

22569F  
SCREW



3/16" GAUGE 62200-C-4  
1/4" GAUGE 62200-C-5

## STRIPPER FOOT

62200-1

SPECIFY SIZE WHEN ORDERING

### NEEDLE SPACE

1/8"  
3/16"  
1/4"

### BIAS SIZE CUT

1/2"  
3/4"  
7/8"

### BIAS FINISH

1/4"  
3/8"  
7/16"

62220-C  
NARROW  
HINGED FEET

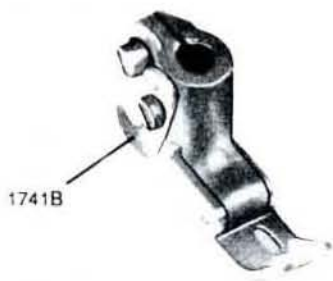
### GAUGE SIZE

3/16" 62200-C-6  
1/4" 62200-C-7

ALL RIGHTS RESERVED 1993

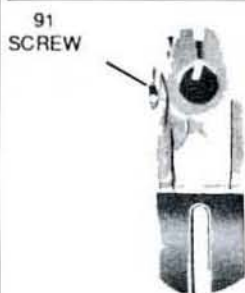
# PRECISION MADE PRESSER FEET FOR UNION SPECIAL MACHINES

## 51200BW CLASS



51220W  
FOOT

## 51300 CLASS



51320G

## 51400 CLASS



- 51420-24 3/8 GAUGE
- 51420-32 1/2 GAUGE
- 51420-40 5/8 GAUGE
- 51420-48 3/4 GAUGE

51430D  
SHANK



51420-16 1/4"  
51420-12 3/16"

## 51500 CLASS



51520-16 1/4 GAUGE

## 51500 CLASS

PRESSER FOOT

51530A  
SHANK



- 51140K-24 FOOT 3/8"
- 51420C-32 FOOT 1/2"
- 51420C-40 FOOT 5/8"
- 51420C-48 FOOT 3/4"

## 51700 CLASS MACHINES



- 51720D-56 7/8" GAUGE
- 51720D-60 1" GAUGE
- 51720D-72 1-1/8" GAUGE
- 51720D-80 1-1/4" GAUGE
- 51720D-88 1-3/8" GAUGE
- 51720D-96 1-1/2" GAUGE

## 52700 BK

BELT LOOP MACHINE



6920A-12 3/16"  
6920A-16 1/4"

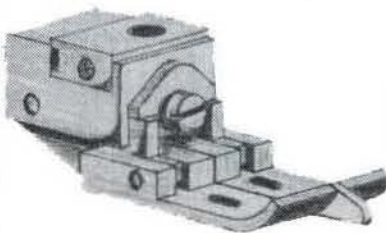
## 52700 BN, BP



52820X16  
PRESSER FOOT

## 6260B

ADJUSTABLE COMPENSATING  
FOOT WITH CENTER PLOW.



FOR: U.S. 514000, 52700

## 52700 ADJ.

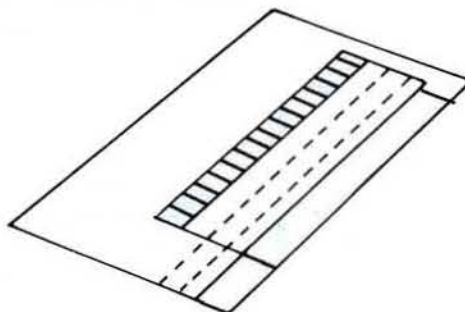
ADJUSTABLE ELASTIC FOOT  
FOR U.S. 52700



## 51500ZS - 51420ZS



## ZIPPER SEWING PRESSER FOOT



## 51500ZSR-51420ZSR

ZIPPER SEWING PRESSER  
FOOT ON FLY FROM ROLE.



51430D  
SHANK

ALL RIGHTS RESERVED 1993



# PARTS FOR UNION SPECIAL 51400

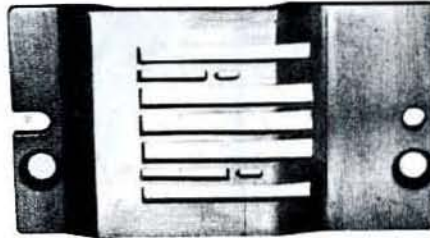
RECOMMENDED NEEDLES: 106G; 108G

## GAUGE SETS FOR UNION SPECIAL 51400




**PRESSURE FOOT**

- 51140K-24 FOOT 3/8"
- 51420C-32 FOOT 1/2"
- 51420C-40 FOOT 5/8"
- 51420C-48 FOOT 3/4"



**THROAT PLATE**

- 51424K-24 PLATE 3/8"
- 51424F-32 PLATE 1/2"
- 51424C-40 PLATE 5/8"
- 51424C-48 PLATE 3/4"



**FEED DOG**

- 51405K-26 FEED DOG 3/8"
- 51405F-32 FEED DOG 1/2"
- 51405C-40 FEED DOG 5/8"
- 51405C-48 FEED DOG 3/4"



**FRONT LOOPER**

- 51408-24 3/8"
- 51408-32 1/2"
- 51408-40 5/8"
- 51408-48 3/4"



51409 LOOPER (BACK)  
51409B LOOPER (BACK)

**SPECIFY WHEN ORDERING**



**NEEDLE HOLDER**

- 51418K-24 FOR 3/8" GAUGE SET
- 51418B-32 FOR 1/2" GAUGE SET
- 51418B-40 FOR 5/8" GAUGE SET
- 51418D-48 FOR 3/4" GAUGE SET



**NEEDLE BAR ONLY 51417D FOR (3/8" TO 3/4") GAUGE SET**

## ATTACHMENT SWING ARM FOR UNION SPECIAL 5000 SERIES



54264G FOLDER MOUNTING BRACKET FOR 32GA1/2



54264F FOLDER MOUNTING BRACKET FOR U.S. 54200K 4-16-64-16



54464 FOLDER MOUNTING BRACKET 9-12 NEEDLE



51464




54264H




51864

# PARTS FOR UNION SPECIAL 51700

RECOMMENDED NEEDLES: 106G, 121G, 126G, 128G



51724-56 NEEDLE PLATE, 7/8" GAUGE  
 51724-64 NEEDLE PLATE, 1" GAUGE  
 51724-72 NEEDLE PLATE, 1-1/8" GAUGE  
 51724-80 NEEDLE PLATE, 1-1/4" GAUGE  
 51724-96 NEEDLE PLATE, 1-1/2" GAUGE



51705-56 FEED DOG, 7/8" GAUGE  
 51705-64 FEED DOG, 1" GAUGE  
 51705-72 FEED DOG, 1-1/8" GAUGE  
 51705-80 FEED DOG, 1-1/4" GAUGE  
 51705-96 FEED DOG, 1-1/2" GAUGE



51720D-56 PRESSER FOOT, 7/8" GAUGE  
 51720D-64 PRESSER FOOT, 1" GAUGE  
 51720D-72 PRESSER FOOT, 1-1/8" GAUGE  
 51720D-80 PRESSER FOOT, 1-1/4" GAUGE  
 51720D-96 PRESSER FOOT, 1-1/2" GAUGE



51772-56 (FOR 56 & 96 GAUGE)



51772-80 (FOR 64 & 80 GAUGE)

51772-56 LOOPER ROCKER SPACING PLATE  
 (FOR 56 AND 96 GAUGE)  
 51772-64 LOOPER ROCKER SPACING PLATE  
 (FOR 64 AND 104 GAUGE)  
 51772-68 LOOPER ROCKER SPACING PLATE  
 (FOR 12-56-12 GAUGE)  
 51772-80 LOOPER ROCKER SPACING PLATE  
 (FOR 80 GAUGE)



51770-64 LOOPER ROCKER LINK, 64 GAUGE  
 51770-68 LOOPER ROCKER LINK  
 (FOR 12-56-12 GAUGE)  
 51770-80 LOOPER ROCKER LINK, 80 GAUGE  
 51770-96 LOOPER ROCKER LINK, 96 GAUGE



51725  
 NEEDLE GUARD



51709  
 BACK LOOPER



51708  
 FRONT LOOPER



51718-A-56 (7/8") NEEDLE CLAMP  
 51718A-64 (1") NEEDLE CLAMP  
 51718A-72 (1-1/8") NEEDLE CLAMP  
 51718A-80 (1-1/4") NEEDLE CLAMP  
 51718A-96 (1-1/2") NEEDLE CLAMP

## PARTS AVAILABLE SEPERATELY

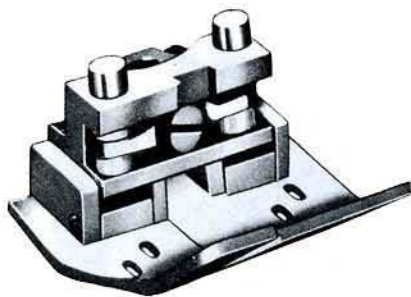
- 89 NEEDLE CLAMP SCREW
- 98 NEEDLE SET SCREW




51717A NEEDLE BAR (7/8", 1", 1-1/8", 1-1/4", 1-1/2" GAUGES)



# PARTS FOR UNION SPECIAL 51800 CLASS



51820-12-56-12 PRESSER FOOT  
51820-16-64-16 PRESSER FOOT



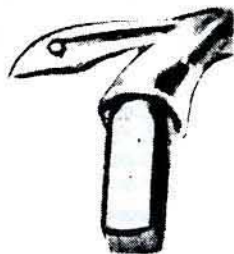
51824-12-56-12 THROAT PLATE  
51824-16-64-16 THROAT PLATE



51805-12-56-12 FEED DOG  
51805-16-64-16 FEED DOG



51808 FRONT LOOPER



51808A FRONT LOOPER



51809 BACK LOOPER



51818-12-56-12 NEEDLE HOLDER  
51818-16-64-16 NEEDLE HOLDER



22565C  
NEEDLE HOLDER SCREW



22565D SCREW FOR  
51818-12-56-12



51772-68 LOOPER ROCKER SPACING PLATE  
51772-80 LOOPER ROCKER SPACING PLATE



51770-68 LOOPER ROCKER LINK  
51770-80 LOOPER ROCKER LINK



51825AC  
NEEDLE GUARD  
(FOR 16-64-16 GAUGE)



51825B NEEDLE GUARD



51825C NEEDLE GUARD  
(FOR 16-76-16 GAUGE)


# CLOTH PLATE COVERS FOR UNION SPECIAL

51281-T219  
FOR 51400




16 GAUGE  
MEASURES 3-27/64 INCHES LONG.

51281-P187  
FOR 51400, 51700



48 GAUGE  
MEASURES 2-59/64 INCHES LONG

5000 SERIES  
(BROWN HAMMERTONE FINISH)



51281-P207  
FOR 51200, 51300, 51400, 51900  
32 GAUGE, MEASURES 3-15/64 INCHES LONG



# PARTS FOR UNION SPECIAL 54200 AND 54400 CLASS

FOR FOUR NEEDLE UNEQUAL SPACINGS




16154-16-64-16  
NEEDLE HOLDER, COMPLETE



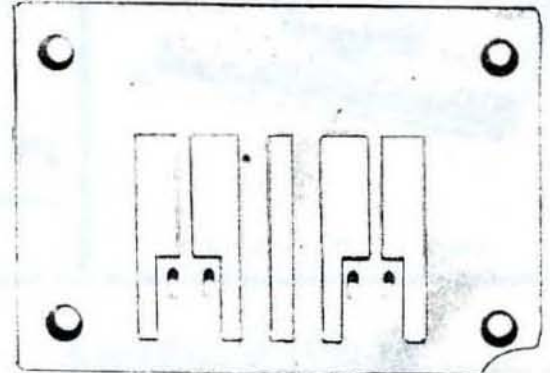
54242B-16-64-16 RETAINER HOLDER



54220A-16-64-16 PRESSER FOOT



54205A-16-64-16 FEED DOG



54224A-16-64-16 THROAT PLATE




54218-4-24  
NEEDLE HOLDER COMPLETE 3/8"

- 54218-4-24 NEEDLE HOLDER
- 16197-4-24 NEEDLE HOLDER EYELET
- 54218A-4-24 NEEDLE SEAT BLOCK

54218-4-32  
NEEDLE HOLDER COMPLETE 1/2"

- 54218-4-32 NEEDLE HOLDER
- K67294 NEEDLE HOLDER EYELET
- 54218A-4-32 NEEDLE SEAT BLOCK


FOR FOUR NEEDLE EQUAL SPACINGS



54220A-4-24  
PRESSER FOOT, 24 GAUGE, 3/8"  
54220A-4-32  
PRESSER FOOT, 32 GAUGE, 1/2"



54205A-4-24  
FEED DOG, 24 GAUGE, 3/8"  
54205A-4-32  
FEED DOG, 32 GAUGE, 1/2"



54224A-4-24  
THROAT PLATE, 24 GAUGE, 3/8"  
54224A-4-32  
THROAT PLATE, 32 GAUGE, 1/2"



RETAINER HOLDER  
54242B-4-16 16 GAUGE, 1/4"  
54242B-4-24 24 GAUGE, 3/8"  
54242B-4-32 32 GAUGE, 1/2"

## UPPER & LOWER PULLER FEED ROLLER 54200, 54400




54275E  
RUBBER ROLLER,  
UPPER FEED



54276A  
RUBBER ROLLER,  
LOWER FEED



54276  
LOWER FEED ROLLER (BAKELITE)




54275D  
UPPER FEED ROLLER (BAKELITE)




# PARTS FOR UNION SPECIAL 54200, 54400

RECOMMENDED NEEDLES:113G


## FOR 54400 CLASS, 12 GAUGE, 12 NEEDLE MACHINES



54420-12-12 PRESSER FOOT



54224A-12-12 THROAT PLATE



54205A-12-12 FEED DOG



54242B-12-12 RETAINER HOLDER



54418-12-12  
NEEDLE HOLDER, COMPLETE




54458C-12  
NEEDLE HOLDER EYELET




54485  
LOOPER HOLDER  
(12 NEEDLE)


## FOR 54400 CLASS, 16 GAUGE, 9 NEEDLE MACHINES



54420-9-16 PRESSER FOOT



54224A-9-16 THROAT PLATE



54205A-9-16 FEED DOG



54242B-9-16 RETAINER HOLDER



54418-9-16 NEEDLE HOLDER, COMPLETE



54458C-9 NEEDLE HOLDER EYELET



54485A LOOPER HOLDER




54285A-4-16 LOOPER HOLDER




# PARTS FOR KANSAI SPECIAL DFB - 1412 MULTIPLE NEEDLE, DOUBLE LOCK, CHAIN STITCH MACHINES

**3/16" GAUGE**



17-497  
3/16" PRESSER FOOT

RECOMMENDED NEEDLES: 113G (SY7090)




14-497  
3/16" NEEDLE PLATE    84-464 PLATE SCREW

**3/16" GAUGE**



15-497  
3/16" FEED DOG



19-497  
3/16" LOOPER HOLDER




18-497 3/16" RETAINER HOLDER / 84-380 RETAINER SCREW




12-497  
3/16" NEEDLE CLAMP

**1/4" GAUGE**



17-496  
1/4" PRESSER FOOT



14-496  
1/4" NEEDLE PLATE    84-464 PLATE SCREW


**1/4" GAUGE**



12-496  
1/4" NEEDLE CLAMP



18-496 1/4" RETAINER HOLDER  
84-380 RETAINER SCREW




15-496 1/4" FEED DOG




19-496 1/4" LOOPER HOLDER



# PARTS FOR METROPOLITAN 992, 1500, 1600

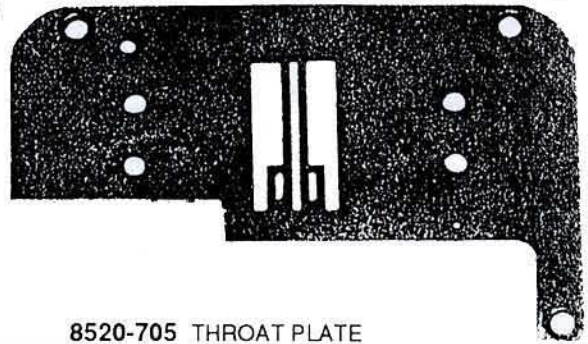


8521-182A FOOT



8518-550 FEED DOG

1/4" GAUGE



8520-705 THROAT PLATE



8590-39 SPREADER



412002 LOOPER  
AVAILABLE SEPERATELY  
412003 SPRING




1020-81 NEEDLE  
HOLDER  
ALSO AVAILABLE  
H44 NEEDLE  
HOLDER SCREW




8538-4  
1/4" RUFFLING BLADE (3/4" WIDE)



4142-B  
STRIPPER BLADE 1/4"




1035-115 FOOT




8518-549 FEED DOG

1/4" GAUGE



8520-703D THROAT PLATE



4142-B-31  
STRIPPER BLADE 1-1/4"



8590-41 SPREADER



412002 LOOPER  
AVAILABLE SEPERATELY  
412003 SPRING



1020-21 NEEDLE  
HOLDER  
ALSO AVAILABLE  
H44 NEEDLE  
HOLDER SCREW




8538-98  
1-1/4" RUFFLING BLADE  
(2" WIDE)




34(314-600-046)  
34 SLIDE PLATE  
SCREW  
2 USED



1002(314-641-008)  
SLIDE PLATE SPRING



8524-705 (314-803-037)  
SLIDE PLATE COMPLETE



8524-703(314-803-001)  
SLIDE PLATE FOR RUFFLER

ALL RIGHTS RESERVED 1993

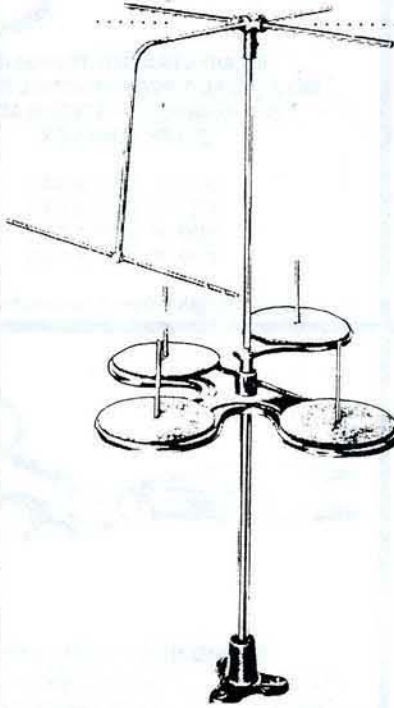
# THREAD STANDS

## 5 SPOOL THREAD STAND

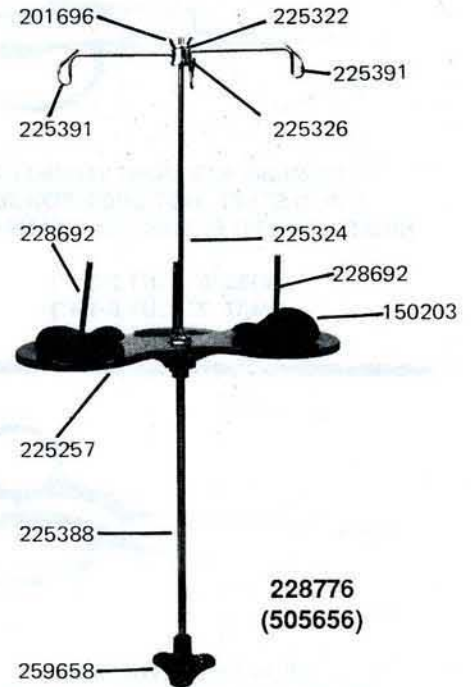
323-940-009



3-SPOOL  
4-SPOOL




2-SPOOL



## MULTI THREAD COTTON STANDS

FOR: SINGER, KANSAI, IMPERIAL, K & P, NYSMAC AND PRAZAK MACHINES, AND UNION SPECIAL MULTIPLE NEEDLE MACHINES.

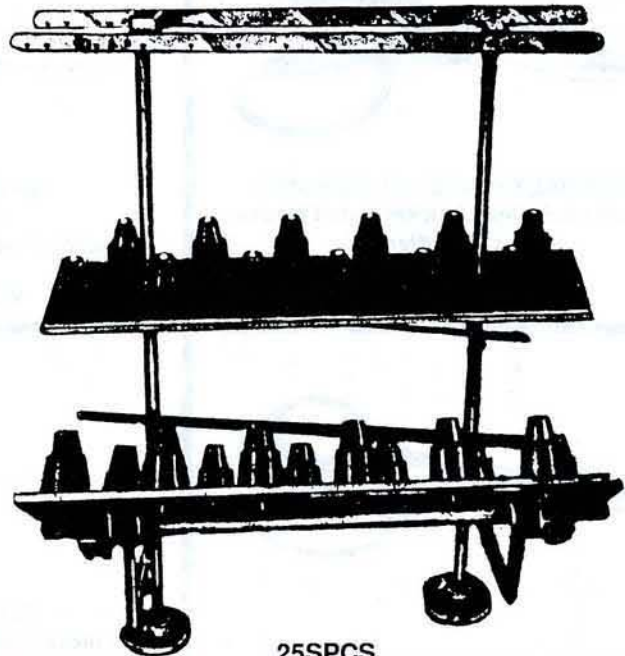
FOR 52 CLASS ETC. 12 SPOOL THREAD STAND



151257

12 SPOOL THREAD COTTON STAND,  
COMPLETE WITH TWO BASES

25 SPOOL THREAD STAND




25SPCS

24 SPOOL THREAD STAND,  
COMPLETE WITH RUBBER CONES

ALL RIGHTS RESERVED 1993





**TRIMLINE STRAIGHT TRIMMERS**  
SOLID STEEL. HOT DROP-FORGED.  
NICKEL PLATED BLADES. BLACK HANDLES.

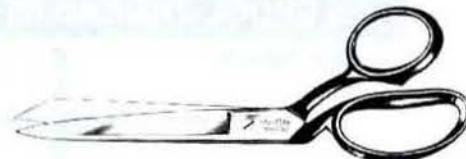
W436 6" (CUT 2-3/4")  
W437 7" (CUT 3-1/4")  
W438 8" (CUT 3-7/8")



**INLAID STRAIGHT TRIMMERS.**  
INDUSTRIAL & PROFESSIONAL SHEARS.  
INLAID NICKEL PLATED BLADES.  
BLACK HANDLES.

W36 6" (CUT 2-3/4")  
W37 7" (CUT 3-1/4")  
W38 8" (CUT 3-7/8")  
W39 9" (CUT 4-1/4")

(extra length screw & adjustable nut)



**TRIMLINE BENT TRIMMERS**  
Dressmaking Shears. Nickel Plated  
Blades. Black Handles.

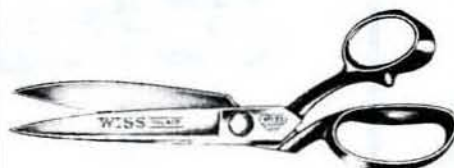
W426 6" (CUT 2-1/2")  
W427 7" (CUT 3-1/8")  
W428 8" (CUT 3-3/4")  
W4271/2 7-1/2" (CUT 3-3/8")  
(Left hand handles)



**INLAID BENT TRIMMERS**  
Dressmaking & Industrial Shears. Inlaid  
Nickel Plated Blades. Black Handles.


W27 7" (CUT 3-1/8")  
W28 8" (CUT 3-3/4")  
W29 9" (CUT 4-1/4")

(Extra length screw & adjustable nut)



**INLAID BENT TRIMMERS**  
Upholstery, carpet & drapery shears.  
Black handles. Extra length bolt and  
adjustable nut.

W20W 10" (CUT 5")  
W22W 12" (CUT 6")



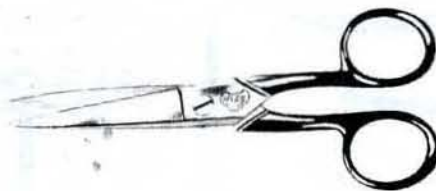
**INLAID BENT TRIMMERS**  
Industrial & Professional Shears. Polished  
inlaid blades. Black handles.

W20 10" (CUT 5")  
W22 12" (CUT 6-1/4")  
LEFT HAND MODEL  
W20LH 10" (CUT 5")



**INDUSTRIAL SHEARS AND SCISSORS**  
Serrated blade. Inlaid nickel plated blades.  
Black handles.

W2DA 8" (CUT 2-1/4")




**SEWING SCISSORS**  
Tailors' points  
Double sharp points. Black handles.

W75 5" (CUT 2")

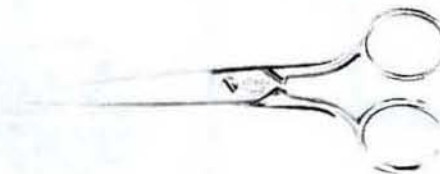
**KNIFE EDGE**  
Inlaid bent trimmers. Ideal for cutting  
carpets, canvas, leather, etc.

W1225 10" (CUT 5")  
W1226 12" (CUT 6-1/4")



**INDUSTRIAL SHEARS & SCISSORS**  
Inlaid nickel plated blades. Black handles.

W1DS 8" (CUT 3")



**SEWING SCISSORS**  
Fully nickel plated. Sharp and blunt points.  
Flat pattern. Ring handles.

W715 5" (CUT 2-1/4")  
W716 6" (CUT 2-3/4")



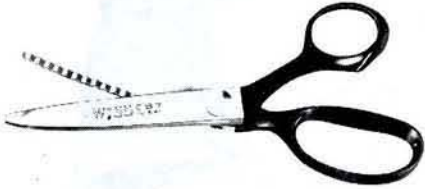
**SEWING & EMBROIDERY SCISSORS**  
Fully nickel plated. Double sharp points.  
Flat pattern. Ring handles.

W763-1/2 3-1/2" (CUT 1-1/4")  
W764 4" (CUT 1-1/2")  
W765 5" (CUT 2")  
W766 6" (CUT 2-1/2")

# WISS

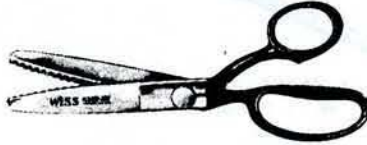
• SCISSORS SHEARS • PINKING SHEARS •

## PINKING SHEARS



BALL BEARING PIVOT. STANDARD TEETH.  
NICKEL PLATED BLADES. BLACK HANDLES.


#WCB7 7-1/2" (CUT 3")



BALL BEARING PIVOT. LARGE TEETH.  
NICKEL PLATED BLADES. BLACK HANDLES.


#WCB9 9" (CUT 3-1/2")

FOR PARTS AND SUPPLIES  
DIAL 1-800-824-9566  
or  
1-800-251-5000




BALL BEARING PIVOT. STANDARD TEETH.  
NICKEL PLATED BLADES. BLACK HANDLES.  
LEFT HAND BLADES AND  
LEFT HAND HANDLES.

#WCB7LH 7-1/2"(CUT3")



BALL BEARING PIVOT. PROFESSIONAL-  
INDUSTRIAL MODEL. LARGE TEETH.  
FULLY NICKEL-PLATED.

#WAA 10-1/2" (CUT 4-1/16")




SCALLOPING SHEARS  
NICKEL PLATED BLADES. NAVY BLUE HANDLES.  
GIVES A RAVEL-RESISTANT AND DECORATIVE  
FINISH ON SHEAR OR HEAVY FABRICS. NEW  
BALL BEARING PIVOT.

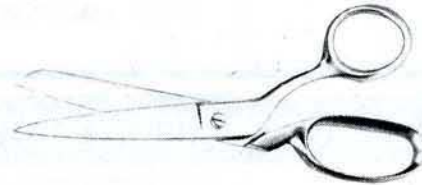
#WSN7 7-1/2" (CUT3")

## DYNO<sup>®</sup> HOT DROP FORGED SCISSORS

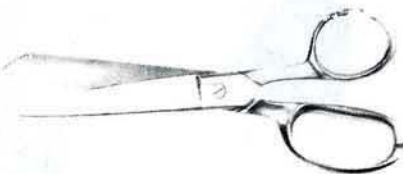
INDIVIDUALLY SLEEVED, PACKED 1 DOZEN TO CARTON




BTB7 7" DRESSMAKERS BENT TRIMMER, BLACK HANDLE  
BTB8 8" DRESSMAKERS BENT TRIMMER, BLACK HANDLE



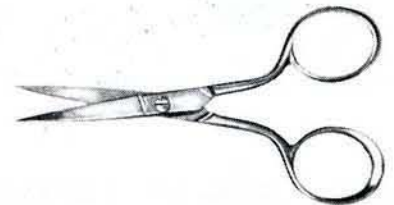
BT7 7" DRESSMAKERS BENT TRIMMER  
BT8 8" DRESSMAKERS BENT TRIMMER



ST7 7" DRESSMAKERS STRAIGHT TRIMMER  
ST8 8" DRESSMAKERS STRAIGHT TRIMMER



SS5 5" SEWING SCISSOR  
SS6 6" SEWING SCISSOR  
SS7 7" SEWING SCISSOR



E4 4" EMBROIDERY SCISSOR



# TAC BRAND 22" CHROME GOOSENECK

SUPPLIED WITH GREY SHADE UNLESS OTHER COLOR IS SPECIFIED.

#FDG22

22" DELUXE CHROME GOOSENECK

#FDG22/3

22" DELUXE GOOSENECK  
WITH 3 WIRE CORD



ALL COMPONENT PARTS  
ARE U.L. APPROVED



## AVAILABLE SEPARATELY

- #FDG22A - 22" CHROME ARM
- #FDG22S - SOCKET WITH WIRE FOR FDG22
- #FDG22S/3 - SOCKET WITH WIRE FOR FDG22/3
- #FDG22SH - GRAY SHADE FOR FDG22 AND FDG22/3


PACKED 50 TO CARTON

MADE IN  
U.S.A.

# ECONOMY GOOSENECK LIGHTS

#SAS3 FULLY ASSEMBLED & WIRED 18" X 2-1/2"

#SUN3 UNASSEMBLED COMPLETE WITH WIRE 18" X 2-1/2"



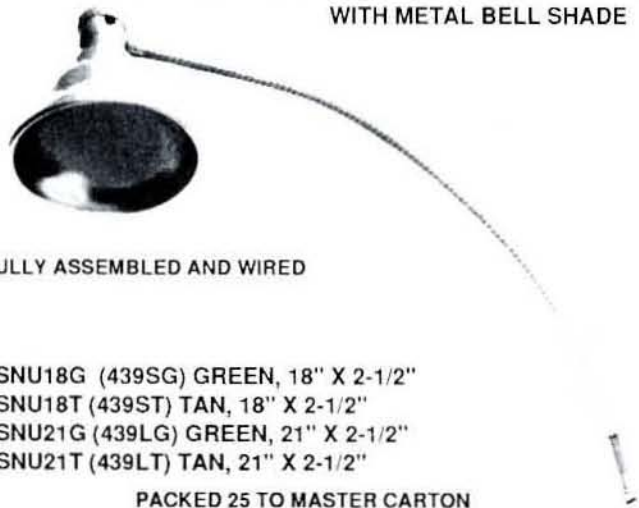
## SEPARATE PARTS FOR ECONOMY GOOSENECK LIGHTS:

- |                        |                             |
|------------------------|-----------------------------|
| #G103 18" X 2-1/2" ARM | #G108 WIRE, ROLL OF 250 FT. |
| #G104 HALF MOON SHADE  | #G109 CROWS FEET            |
| #G105 SOCKET           | #G110 MALE PLUG, RUBBER     |
| #G106 NUT              | #G111 MALE PLUG, BAKELITE   |
| #G107 WASHER           |                             |

MADE IN  
U.S.A.

# NU-WAY GOOSENECK LIGHTS

WITH METAL BELL SHADE



FULLY ASSEMBLED AND WIRED

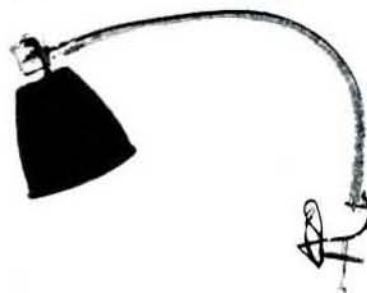
- #SNU18G (439SG) GREEN, 18" X 2-1/2"
- #SNU18T (439ST) TAN, 18" X 2-1/2"
- #SNU21G (439LG) GREEN, 21" X 2-1/2"
- #SNU21T (439LT) TAN, 21" X 2-1/2"

PACKED 25 TO MASTER CARTON

# CLAMP ON CHROME GOOSENECK

#COG18 - CLAMP ON GOOSENECK

- EASILY INSTALLS ON ANY SEWING TABLE
- USE WITH 6V OR 110V BULBS (SEALED BEAM)
- UL APPROVED COMPONENTS



ALL COMPONENT PARTS  
ARE U.L. APPROVED

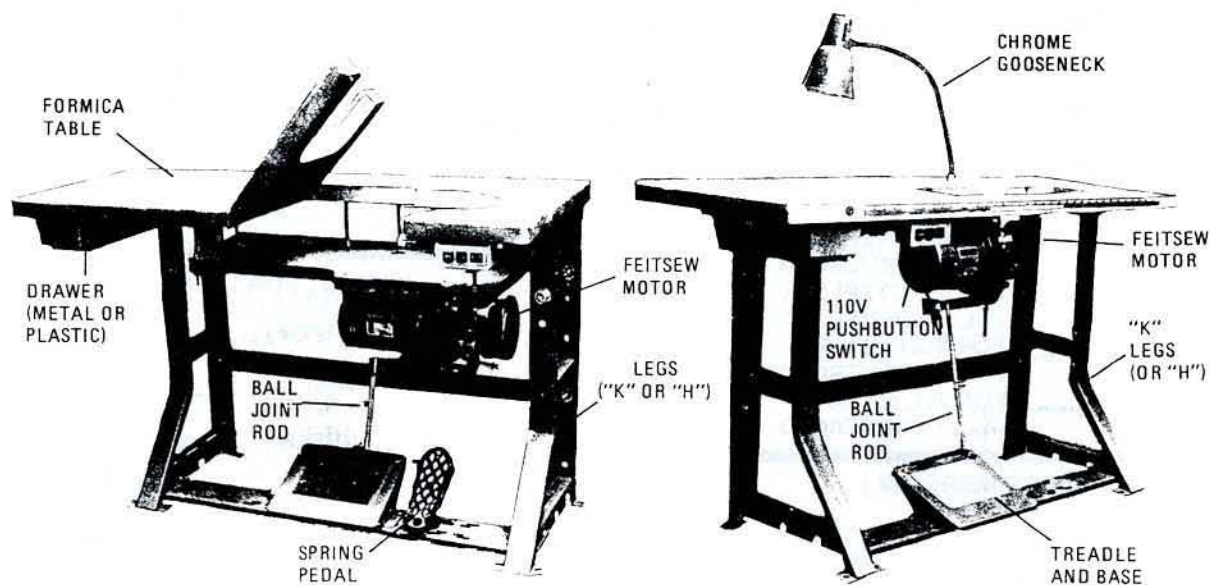


MADE IN  
U.S.A.

# INDUSTRIAL SEWING MACHINE STANDS

• COMPLETELY ASSEMBLED •

SINGLE OR THREE PHASE



FULLY SUBMERGED STAND

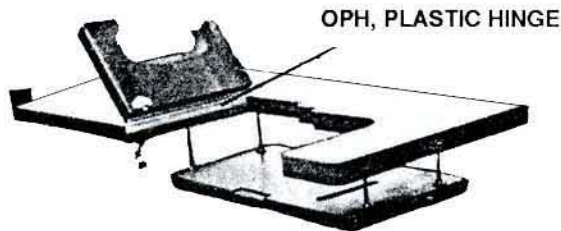
STANDARD STAND

- ASSEMBLED TO YOUR SPECIFICATIONS AND NEEDS.
- FORMICA TABLE ( GREEN OR TAN COLOR AVAILABLE ).
- HEAVY DUTY STEEL LEGS ( "K" OR "H" ).
- SINGLE OR THREE PHASE MOTOR.
- FINEST QUALITY MOTOR AVAILABLE IN 1/3H.P.; 2/5H.P.; 1/2H.P.; 3/4H.P.; 1725 RPM OR 3450 RPM.
- TRIMMINGS AVAILABLE; BOBBIN WINDER, COTTON STANDS, KNEE LIFTER, DRIP PANS, LIGHTS ( REFER TO CATALOG FOR VARIETIES AVAILABLE ).

•WHEN ORDERING, SPECIFY MACHINE CLASS AND VOLTAGE NEEDED •



# U.S.A. MADE TABLE TOPS - FORMICA



OPH, PLASTIC HINGE

## 48 X 20 ( FOR JUKI )

- #T1059 ( GREEN ) ..... FOR MODEL MO-800 SERIES  
OVERLOCK & SAFETY  
STITCH  
FULLY SUBMERGED
- #T1065 ( GREEN ) ..... OVERLOCK ( MO-357 & 358 )  
AND SAFETY STITCH  
FULLY SUBMERGED
- #T1075 ( GREEN ) ..... FOR DDL-555

## 48 X 20 FOR BROTHER

- #T1090 ( GREEN ) ..... FOR 953 OVERLOCK  
FULLY SUBMERGED
- #T1091 ..... FOR 972 OVERLOCK  
FULLY SUBMERGED
- #T1092 ..... FOR 959 OVERLOCK  
FULLY SUBMERGED
- #T1093 ..... FOR B561, 571, 581,  
FULLY SUBMERGED
- #T1094 ..... FOR 511, 531, 551  
FULLY SUBMERGED

## 48 X 20 ( FOR PFAFF )

- #T1023 ( GREEN ) ..... FOR 145 CLASS  
( CUT - OUT FOR RUBBER HINGES )

## 48 X 20 ( FOR UNION SPECIAL )

- #T1046 ( GREEN ) ..... FOR 39500 CLASS  
FULLY SUBMERGED
- #T1047 ( TAN ) ..... FOR 39500 CLASS  
FULLY SUBMERGED
- #T1048 ( GREEN ) ..... FOR 51400 CLASS,  
FULLY SUBMERGED
- #T1049 ( TAN ) ..... FOR 51400 CLASS,  
FULLY SUBMERGED
- #T1095 ( GREEN ) ..... FOR UNION SPECIAL  
52800; 52900 FULLY  
SUBMERGED

## 48 X 20 ( FOR MERROW )

- #T1050 ( GREEN ) ..... FOR MERROW "M"  
FULLY SUBMERGED

## 48 X 20

### ( FOR YAMATO AND COLUMBIA )

- #T1055 ( GREEN ) ..... FOR YAMATO SAFETY  
STITCH 361  
FULLY SUBMERGED  
(WILL ALSO FIT  
COLUMBIA 650)
- #T1056 ( GREEN ) ..... FOR YAMATO OVERLOCK  
220 FULLY SUBMERGED
- #T1058 ( GREEN ) ..... FOR YAMATO NEW STYLE  
HIGH SPEED 400 CLASS  
FULLY SUBMERGED
- #T062 ( GREEN ) ..... FOR YAMATO 521  
FULLY SUBMERGED
- #T1065 ( GREEN ) ..... FOR YAMATO 3000 SERIES  
FULLY SUBMERGED

## 48 X 20 ( FOR RIMOLDI )

- #T1052 ( GREEN ) .... FOR 227, 229 CLASS, OVERLOCK  
FULLY SUBMERGED
- #T1061 ( GREEN ) .... FOR 27, 29, CLASS, OVERLOCK  
FULLY SUBMERGED
- #T1060 ( GREEN ) .... FOR 327, 329 CLASS, OVERLOCK  
FULLY SUBMERGED
- #T1063 ( GREEN ) .... FOR RIMOLDI 263, 264, 265  
FULLY SUBMERGED

## 48 X 20 ( FOR WILLCOX & GIBBS )

- #T1053 ( GREEN ) ..... FOR MODEL 515-4  
TRUE SAFETY ( NEW STYLE )  
FULLY SUBMERGED
- #T1054 ( GREEN ) ..... FOR MODEL 515  
TRUE SAFETY  
FULLY SUBMERGED
- #T1057 ( GREEN ) ..... FOR MODEL 504  
OVERLOCK & MODEL 514  
MOCK SAFETY,  
FULLY SUBMERGED
- #T1080 ( GREEN ) ..... FOR 504 IV  
FULLY SUBMERGED  
W / PLATFORM
- #T1081 ( GREEN ) ..... FOR 504-4  
FULLY SUBMERGED
- #T1082 ( GREEN ) ..... FOR 515-E  
FULLY SUBMERGED

AVAILABLE SEPARATELY

OPH - OVERLOCK PLASTIC HINGE




ALL RIGHTS RESERVED 1993

# U.S.A. TABLE TOPS - FORMICA

ALL FULLY SUBMERGED TABLE TOPS ARE INDIVIDUALLY PACKED. ALL OTHERS ARE PACKED 2 TO A CARTON.

- RULER SEALED IN PLASTIC.
- BEST QUALITY HIGH PRESSURE LAMINATED PLASTIC SURFACE.
- EXCLUSIVE SOLID PLASTIC BACKING FOR BETTER BALANCE.
- ROUND CORNERS ILLIMINATE OPERATOR INJURY- NO SHARP CORNER TO BUMP AGAINST.
- PLASTIC MOULDING BUMPER EDGE - NO EDGE CRACKING OR PEELING.



Ruler sealed in plastic surface

**ALL FORMICA TABLE TOPS ARE IN STOCK FOR IMMEDIATE DELIVERY!**

## 48 X 20 ( INDIVIDUAL STAND )

- #T1000 ( GREEN ) ..... BLANK
- #T1001 ( TAN ) ..... BLANK
- #T1002 ( GREEN ) ..... BLANK FOR  
BLINDSTITCH WITH  
SLOTTED BELT HOLE
- #T1003 ( TAN ) ..... BLANK FOR  
BLINDSTITCH WITH  
SLOTTED BELT HOLE
- #T1004 ( GREEN ) ..... BLANK FOR MERROW WITH  
SLOTTED BELT HOLE
- #T1005 ( TAN ) ..... BLANK FOR MERROW WITH  
SLOTTED BELT HOLE

## FOR SINGER

- #T1007 ( GREEN ) ..... FOR 52 CLASS
- #T1008 ( TAN ) ..... FOR 52 CLASS
- #T1009 ( GREEN ) ..... FOR 52W, 72W
- #T1010 ( TAN ) ..... FOR 52W, 72W
- #T1011 ( GREEN ) ..... FOR 95 CLASS
- #T1012 ( TAN ) ..... FOR 95 CLASS
- #T1013 ( GREEN ) ..... FOR 107W
- #T1014 ( TAN ) ..... FOR 107W
- #T1015 ( GREEN ) ..... FOR 108W
- #T1016 ( TAN ) ..... FOR 108W
- #T1017 ( GREEN ) ..... FOR 112W, 212W
- #T1018 ( TAN ) ..... FOR 112W, 212W
- #T1019 ( GREEN ) ..... FOR 241 CLASS
- #T1020 ( TAN ) ..... FOR 241 CLASS
- #T1040 ( GREEN ) ..... FOR 246 CLASS  
FULLY SUBMERGED
- #T1041 ( TAN ) ..... FOR 246 CLASS  
FULLY SUBMERGED
- #T1042 ( GREEN ) ..... FOR 300W  
FULLY SUBMERGED
- #T1043 ( TAN ) ..... FOR 300W, FULLY SUBMERGED
- #T1044 ( GREEN ) ..... FOR 300W. PULLER  
FULLY SUBMERGED
- #T1045 ( TAN ) ..... FOR 300W W. PULLER  
FULLY SUBMERGED
- #T1070 ( GREEN ) ..... FOR 460 CLASS  
FULLY SUBMERGED
- #T1071 ( TAN ) ..... FOR 460 CLASS  
FULLY SUBMERGED
- #T1086 ( GREEN ) ..... FOR 491U W/ RUBBER HINGE
- #T1087 ( TAN ) ..... FOR 491U W/ RUBBER HINGE

## FOR CONSEW

- #T1088 ( GREEN ) ..... FOR CONSEW 230 WITH RUBBER HINGE
- #T1089 ( TAN ) ..... FOR CONSEW 230 W / RUBBER HINGE

## 42 X 20 ( INDIVIDUAL STANDS )

- #T1032 ( GREEN ) ..... BLANK
- #T1033 ( TAN ) ..... BLANK
- #T1028 ( TAN ) ..... BLANK FOR  
BLINDSTITCH WITH  
SLOTTED BELT HOLE
- #T1029 ( GREEN ) ..... BLANK FOR  
BLINDSTITCH WITH  
SLOTTED BELT HOLE
- #T1034 ( GREEN ) ..... FOR 95 CLASS
- #T1035 ( TAN ) ..... FOR 95 CLASS
- #T1030 ( GREEN ) ..... FOR 241 CLASS
- #T1031 ( TAN ) ..... FOR 241 CLASS

## 42 X 24 ( INDIVIDUAL STANDS )

- #T1036 ( GREEN ) ..... BLANK
- #T1037 ( TAN ) ..... BLANK

## 48 X 24 ( INDIVIDUAL STANDS )

- #T1090 ( GREEN ) ..... BLANK

•• #T1019; #T1020 WILL ALSO FIT FOLLOWING MACHINES:  
31-15; 96; 241; 16 - 141, 16 - 188; 55 - 3 TO 55 - 20; 61W154 TO 61W147; 78CL;  
110W; 111W ( EXCEPT 111 W 117 ) 150W LONG ARM; 190K; 211W; 211G;  
245CL; 251CL. ( EXCEPT 251 - 21 ). 281CL. ( EXCEPT 281 - 21 ) 331K; 336K;  
400W LONG ARM; 451K LONG ARM; 452K1; 457G LONG ARM. SINGER 120U.  
CONSEW 18 - 28 - 30 - 38 - 98 - 101 - 102 - 118 - 130 - 210 - 225 - 226  
UNION SPECIAL; 61300; 61400  
BROTHER; ALL MACHINES BEGINNING WITH "7"

• #T1011; #T1012 WILL ALSO FIT FOLLOWING MACHINES  
95; 44; 61W52 - 72; 62W78 - 92; 141W4 & 5; 150W SHORT ARM; 188;  
195K; 251 - 21; 281; 21; 262; 600W; 451K SHORT ARM;

CONSEW MODEL 300  
POWER PINKERS  
BROTHER; ALL MACHINES BEGINNING WITH "6"



# HEAVY DUTY CLUTCH MOTORS 1/3 H.P., 2/5 H.P., 1/2 H.P., 3/4 H.P.

THE FINEST OF ITS KIND!

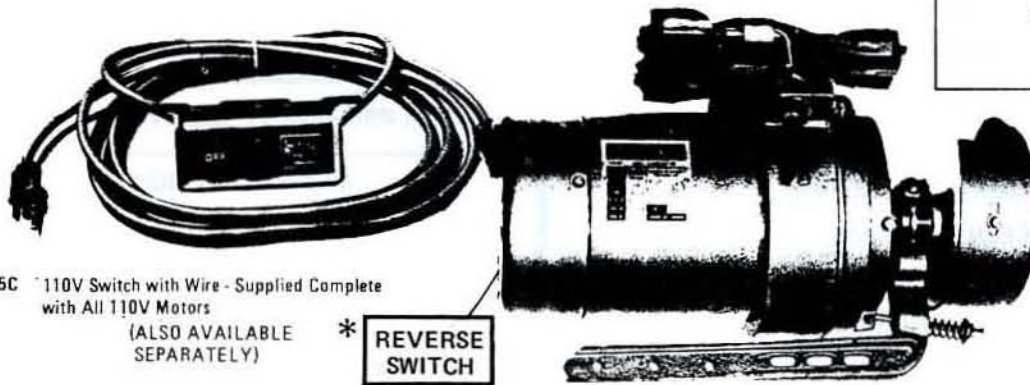
## CLUTCH MOTOR

EACH MOTOR INDIVIDUALLY BALANCED, COOL RUNNING  
FAN VENTILATED MOTOR AND CLUTCH MECHANISM

ALL COMPONENT PARTS  
ARE U.L. APPROVED



Underwriters  
Laboratories, Inc.  
Listed



#T75C 110V Switch with Wire - Supplied Complete  
with All 110V Motors

(ALSO AVAILABLE  
SEPARATELY)

\* REVERSE  
SWITCH

\* Reverse Motor Rotation With Just A Flip of A Switch.

### WITH ALL THESE FEATURES

- \* Built-In Pre-Wired 6-Volt Light Plug-In Receptacle.
- \* Fully Enclosed Pulley Guard, Meets OSHA Requirements.
- \* Complete with: Vibration-Less Table Mounts, with Built-in Adjustable Belt Tightener.
- \* Cool and Quiet Running.
- \* Swivel Mounted Clutch Head.
- \* Uses Standard Bearings.
- \* Extra Heavy Flywheel.
- \* Precision Balanced for Rapid Machine Start.
- \* Uses All Standard Sizes 3/4" Bore Amco Type Pulleys


MODEL	H.P.	VOLT	SPEED	PHASE	CYCLE
M9	1/3	110	1725	1	60
M10	1/3	110	3450	1	60
M12	1/2	220	3450	3	60
M13	1/2	220	1725	3	60
M14	1/2	110	3450	1	60
M15	1/2	110	1725	1	60
M17	3/4	110	3450	1	60
M18	3/4	220	3450	3	60
M19	2/5	110	3450	1	60
M20	1/2	110/220	2850/3450	1	50/60
M21	1/2	220/380	2850/3450	3	50/60
M22	1/2	110/220	1425/1725	1	50/60
M23	1/2	220/380	1425/1725	3	50/60

ALL 110 VOLT 60 CYCLE MOTORS COME COMPLETELY WIRED WITH PUSH  
BUTTON SWITCH AND 3 WIRE DROP CORD!!!!!!!!!!!!

## CONTINUOUS RUNNING MOTORS

COMPLETE WITH ADJUSTABLE BELT TIGHTNER

USED FOR 68; 69; 114; 175; 269W; 270; 271K SINGER; 133; 134 PFAFF, ETC. ETC.  
BUTTONSEWER - BUTTONHOLER - BARTACK MACHINES



- \* BALL BEARING MOTOR.
- \* PRECISION BALANCED FOR RAPID MACHINE START.

### COMPLETE WITH PULLEY


—Uses Amco Style Pulleys  
(Sizes from 1-1/2" to 5")  
(For Sizes Refer to Page 760)

### AVAILABLE

- M1 — 1/2 H.P. 220V 3 Phase 1725 R.P.M. Motor Three Phase
- M6 — 1/3 H.P. 110V 1725 R.P.M. Single Phase
- M7 — 1/2 H.P. 110V 1725 R.P.M. Single Phase COMPLETE WITH SWITCH

# SEWING MACHINE STANDS

## "K" LEGS



- #302 SET "K" LEGS ( GREY )  
 COMPLETE WITH TREADLE AND LUGS  
 #302 ..... GREY SET OF LEGS W/ TREADLE, LUGS, EXTENSION  
 #302A ... GREEN SET OF LEGS W/ TREADLE, LUGS, EXTENSION  
 #304 ..... GREY SET OF LEGS W/ BRACES ONLY  
 #304A ... GREEN SET OF LEGS W/ BRACES ONLY  
 #314SH . SET HARDWARE FOR #302 AND #302A  
 #302XW . EXTRA WIDE " K " LEGS ( 22" TOP )

## TREADLE EXTENSION



#E138ST AMCO STYLE EXTENSION

- #344 GREY  
 #344A GREEN  
 #318 FOOT PEDAL EXTENSION

## BAR MOUNT BRACE



- #316 GREY BAR MOUNT BACK BRACE  
 #316A GREEN BAR MOUNT BACK BRACE

## TREADLE COMPLETE W/ TREADLE LUGS

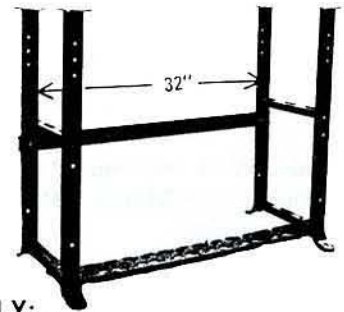
- #340 GREY  
 #340A GREEN



- AVAILABLE SEPERATELY:  
 #340C CORK ONLY  
 #375TL TREADLE LUGS

## "H" LEGS

- #301 SET REGULAR "H" LEGS WITH BRACES ( GREY )  
 #301C SET OF " H " LEGS COMPLETE W/ TREADLE & LUGS



### AVAILABLE SEPARATELY:

- #301B032 32" BOTTOM BRACE, REG. LEGS  
 #301B036 36" BOTTOM BRACE, REG. LEGS  
 #301BA32 32" BACK BRACE, REG. LEGS  
 #301BA36 36" BACK BRACE, REG. LEGS  
 #301SH HARDWARE FOR #301 LEGS

## NON ADJUSTABLE " K " LEGS

### HEAVY DUTY



#302LA

## UNIVERSAL BAR MOUNT

FOR: FEITSEW, AMCO AND MOST ALL OTHERS CLUTCH MOTORS.

#UMBI



FOR CONSEW AND OTHER JAPANESE MOTOR

#M8





# NEW IMPROVED KNIFE SHARPENER

Eliminates need for individual Sharpeners.

Patented interchangeable Knife holders make it possible to precision sharpen all types of knives. A simple sturdy ball bearing machine - dust proof swing support insures long life. Micrometer adjustment for precision tolerances.


A second grinding wheel permits all kinds of work such as polishing, high-polishing and brushing and replaces additional grinding machine.

**Model FM68** New model 68 Feitsew Knife Sharpener same as above and complete with 3450 R.P.M. motor, base, switch with V drive and pulley and one holder.

**PRECISION ENGINEERED TO SHARPEN ALL KNIVES FOR SEWING MACHINES, KNITTING AND WEAVING INDUSTRIES.**

## KNIFE HOLDERS

Order by machine class numbers, or holder number. When not specified, knife holders take both upper and lower blades.



### \* KNIFE HOLDERS AVAILABLE:

- #KH1 For JUKI 800 Series
- #KH1A For JUKI 357 Series
- #KH2 For MERROW "M" & "A"
- #KH3 For RIMOLDI 27; 227; 327
- #KH3A For RIMOLDI 29; 229; 329
- #KH4 For SINGER 246; 460 Class
- #KH5 For UNION SPECIAL 39200 Class
- #KH6 For UNION SPECIAL 39500 Class
- #KH7 For UNION SPECIAL 39600 Class
- #KH8 For UNION SPECIAL 52900 Class
- #KH9 For WILLCOX & GIBBS Supper Lock
- #KH10 For WILLCOX & GIBBS 504
- #KH11 For WILLCOX & GIBBS 515
- #KH12 For YAMATO
- #KH13 For GALKIN Belt Loop (2 Holders Required)
- #KH14 For 245; 251; 281 Top Edge Cutter
- #KH15 For 52700 Undertrimmer (2 Holders Required)
- #KH16 For SINGER 81 Class
- #KH17 For BROTHER B953 Class
- #KH18 For BROTHER B956 Class
- #KH19 For BROTHER B957 Class
- #KH20 For UNION SPECIAL 51200
- #KH21 For REECE BUTTONHOLE, LEWIS & COLUMBIA PINKERS SLIDING BOARD  
Required for Top Pinner and S-2 Reece Holder / same board used for both.
- #KH22 LEWIS & COLUMBIA Upper Knife Holder Same Holder
- #KH23 LEWIS & COLUMBIA Lower Knife Holder Same Holder
- #KH24 REECE BUTTONHOLE Knife Holder S-1, S-2
- #KH25 US BLINDSTITCH 99BL (Required Two Holders)
- #KH26 111 W117 (Upper Blade Holder)
- #KH27 WILLCOX & GIBBS Flatrock

**SPECIAL KNIFE HOLDERS MADE TO ORDER:  
NEW BLADE REQUIRED AS SAMPLE**




FM68C



FM68F



FM68D



- FM68C - CUP STONE
- FM68F - FLAT STONE
- FM68D - DIAMOND WHEEL  
FOR CARBIDE KNIVES



# NEW MINI - KNIFE SHARPENER


PRECISION ENGINEERED TO SHARPEN ALL KNIVES FOR SEWING MACHINES, KNITTING AND WEAVING INDUSTRIES.

PORTABLE - HEAVY DUTY

• ELIMINATES NEED FOR INDIVIDUAL SHARPENERS

PATENTED INTERCHANGEABLE KNIFE HOLDERS MAKE IT POSSIBLE TO PRECISION SHARPEN ALL TYPES OF KNIVES.

## MODEL 421




### GRINDING STONES:

- #421C Cup Stone
- #421F Flat Stone
- #421D Diamond Stone
- #421CC Carbide Stone

### \* KNIFE HOLDERS AVAILABLE:

- #KH1 For JUKI 800 Series
- #KH1A For JUKI 357 Series
- #KH2 For MERROW "M" & "A"
- #KH3 For RIMOLDI 27; 227; 327
- #KH3A For RIMOLDI 29; 229; 329
- #KH4 For SINGER 246; 460 Class
- #KH5 For UNION SPECIAL 39200 Class
- #KH6 For UNION SPECIAL 39500 Class
- #KH7 For UNION SPECIAL 39600 Class
- #KH8 For UNION SPECIAL 52900 Class
- #KH9 For WILLCOX & GIBBS Supper Lock
- #KH10 For WILLCOX & GIBBS 504
- #KH11 For WILLCOX & GIBBS 515
- #KH12 For YAMATO
- #KH13 For GALKIN Belt Loop (2 Holders Required)
- #KH14 For 245; 251; 281 Top Edge Cutter



- #KH15 For 52700 Undertrimmer (2 Holders Required)
- #KH16 For SINGER 81 Class
- #KH17 For BROTHER B953 Class
- #KH18 For BROTHER B956 Class
- #KH19 For BROTHER B957 Class
- #KH20 For UNION SPECIAL 51200
- #KH21 For REECE BUTTONHOLE, LEWIS & COLUMBIA PINKERS SLIDING BOARD  
Required for Top Pinner and S-2 Reece Holder / same board used for both.
- #KH22 LEWIS & COLUMBIA Upper Knife Holder Same Holder
- #KH23 LEWIS & COLUMBIA Lower Knife Holder Same Holder
- #KH24 REECE BUTTONHOLE Knife Holder S-1, S-2
- #KH25 US BLINDSTITCH 99BL (Required Two Holders)
- #KH26 111 W117 (Upper Blade Holder)
- #KH27 WILLCOX & GIBBS Flatrock

ALSO AVAILABLE: FM - 68 FEITSEW STATIONARY KNIFE SHARPENER

361

1-800-251-5000 / FAX: 1-615-797-4716

TENNESSEE ATTACHMENT CO., INC.





# BULBS FOR SEWING MACHINE LIGHTS

## SEALED BEAM BULBS

FOR NEW STYLE SINGER LIGHTS

#996206

6.3 VOLT, 17 WATT

G.E. SEALED BEAM BULB

Made in U.S.A.

#996206GE



## SEALED BEAM BULBS

#996207

120 VOLT

120 VOLT, 30 WATT



## 6 - 8 VOLT CLEAR OR FROSTED BULBS

EXTRA HEAVY DUTY LONG  
LASTING BRASS CONTACTS

#6VC ( #194844 ) 6 VOLT BULB, CLEAR

#6VF 6 VOLT BULB, FROSTED  
(SPECIFY WHEN ORDERING)




## DOUBLE CONTACT G. E. BULBS

#6VGEC 6 VOLT G.E. BULB, CLEAR

#6VGE/AM 6 VOLT FOR AMCO LIGHT G.E.  
(SPECIFY WHEN ORDERING)

Made in the U.S.A.



## 6 VOLT BULBS FOR NEW STYLE AMCO LIGHTS

#BA10C CLEAR

#BA10F FROSTED

#6VGE/AM G.E. AMCO BULB  
(SPECIFY WHEN ORDERING)

STAGGERED PINS, HEAVY  
DUTY BRASS CONTACTS



## 110 VOLT FROSTED BULBS FOR NEW STYLE AMCO LIGHTS

#BA11

STAGGERED PINS, HEAVY  
DUTY BRASS CONTACTS



## 110 VOLT FROSTED BULBS

## 110 VOLT FROSTED BULBS FOR FOSTORIA LIGHTS

## FOR HOUSE MACHINES

## 110 VOLT DOUBLE CONTACT SNAP - IN BULB FOR REECE

#BA12  
DOUBLE CONTACT



#BA13



B1 - PUSH - IN  
B6 - SCRW - IN





#G378  
25 WATT



# MISCELLANEOUS SUPPLIES

## INDUSTRIAL BUTTONHOLE ATTACHMENT

THE MOST PRACTICAL AND EASIEST BUTTONHOLE ATTACHMENT TO USE  
ONE MODEL ADAPTABLE FOR ALL SINGLE NEEDLE LOCKSTITCH MACHINES



#1BA10 MODEL " D " FOR INDUSTRIAL MACHINES

#FBA20 MODEL " C " FOR FAMILY MACHINES


### SPECIFY WHEN ORDERING

#4BH Screw for Regulating Cutting Space  
#13BH Forked Arm Lever  
#15BH Screw for Regulating Depth of Stitch  
#18BH Coil Spring  
#25BH Length Adjusting Screw  
#27BH Presser Foot Cloth Clamp

#38BH Winged Screw  
#41BH Screw for Adjusting Number of Stitches  
#47BH Feed Cover & Screw  
#52BH Needle Set Screw  
#54BH Special Needle Setting Screw & Clamp

## GRIEST BUTTONHOLE ATTACHMENT

GB1 Greist Buttonhole Attachment, Singer Type  
GB2 Greist Buttonhole Attachment, White Rotary  
GB3 Greist Buttonhole Attachment, Free & New Home  
GB4 Greist Buttonhole Attachment, National  
GB5 Greist Buttonhole Attachment, Singer Slant Needle  
GB6 Greist Buttonhole Attachment, Low Shank, Left Position  
GB7 Greist Buttonhole Attachment, High Shank, Left Position  
GB8 Greist Buttonhole Attachment, Pfaff 139-239  
GB9 Greist Buttonhole Attachment, Necchi, Center Position, Low Shank  
GB10 Greist Buttonhole Attachment, Necchi, Center Position, High Shank  
FBA20 Industrial Style Buttonholer For Home Machines



ALSO AVAILABLE:  
#SZZ1

ZIG ZAG ATTACHMENT  
FOR FAMILY MACHINES

SPECIFY WHEN ORDERING

ALSO AVAILABLE: FBA20 - INDUSTRIAL STYLE BUTTONHOLER FOR FAMILY MACHINES.



The World's Foremost  
Manufacturer of  
Sewing Machine Attachments.



Call for one of our Specialty Brochures!

- \* Parachute
- \* Upholstery
- \* Canopy / Awning
- \* Caps
- \* Mattress
- \* Flags
- \* Gloves
- \* Jeans / Denim
- \* Sportswear
- \* Automotive
- \* Brassiere



# TAC

TENNESSEE ATTACHMENT CO., INC.  
P.O. BOX 188, 4600 HWY 70  
WHITE BLUFF, TN 37187-0188

TOLL FREE: 1-800-251-5000 / FAX: 1-615-797-4716  
IN TENN.: 1-615-797-3144 / Website: <http://www.tac-tenn.com>  
Email: TAC.1977-1996@worldnet.att.net

ALL RIGHTS RESERVED 1993